

ROCKFORD™

The Automotive Division of Aircraft Gear Corporation



ROCKFORD

Drive Line

UNIVERSAL JOINT & DRIVE LINE COMPONENTS TABLE OF CONTENTS

	PAGE
HOW TO USE THIS CATALOG	II
PASSENGER CARS	1-56
2 WHEEL DRIVE TRUCKS	57-162
4 WHEEL DRIVE TRUCKS	163-286
HEAVY DUTY TRUCKS	287-306
ALL TERRIAN VEHICLES	307-326
PROPELLER SHAFTS	327-366
C.V. CENTERING REPAIR COMPONENTS	367-378
REFERENCE MATERIALS	379-392
UNIVERSAL JOINT SPECIFICATIONS	393-412
INTERCHANGE	413-420

Notice: The data contained in this catalog has been thoroughly checked for accuracy, however we cannot assume any responsibility for errors, omissions or typographical mistakes that may appear.

All data is property of ©Rockford Drive Line and may not be duplicated or used in any way without written authorization.

How to look up replacement u-joints by application

- ① — Use quick tab index to determine appropriate section of the catalog
- ② — Locate Manufacturer
- ③ — Locate Model & Year of vehicle
- ④ — Check driveshaft type by referring to (III.) column. Letters in (III.) column refer to driveline configurations at the bottom of each page.
- ⑤ — Check location of the U-Joint kit in the driveshaft by referring to the (Location) column.
- ⑥ — Locate the part number in the column to the right of appropriate (Location)

Year / Model Make	III.	Location	Standard Joint No.	Heavy Duty Joint No.	
② FORD (Cont.)	④	⑤			
EXPEDITION					
99 – 97	Front Shaft	S	1,3	K1203 ^F	K1203HD
	Rear Shaft	S	4,5,6	K178	K178HD
③ EXPLORER					
99 – 95	Front Shaft	U	1	427-80	
	— Rear Joint Uses High Speed Boot	U	3	K153 ^B	K153HD
	Rear Shaft	U	4,6	K1203 ^F	K1203HD
94 – 91	Front Shaft	W	1,2	K278	K153HD
	W	3	K153 ^B	K153HD
	Rear Shaft— <i>Exc.</i> 4 Door MT	W	4,6	K153 ^B	K153HD
	Rear Shaft— W/ 4 Door & MT	W	4,6	K1203 ^F	K1203HD
	Wheel Joints— W/ 1.063" OD Bearings	W	7,8,9	K456	K456HD
	Wheel Joints— W/ 1.188" OD Bearings	W	7,8,9	K297	K297HD

①
4 WHEEL DRIVE TRUCKS

^B For Kit Greaseable Thru Bearing – Use K153-1
^F For Kit Greaseable Thru Bearing – Use K1203-1

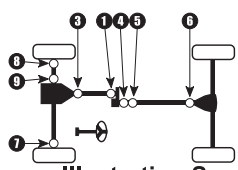


Illustration S

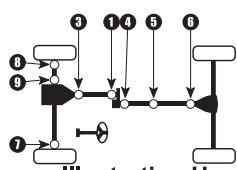


Illustration U

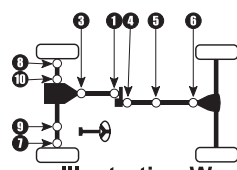


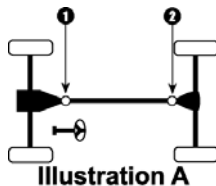
Illustration W

How to look up replacement u-joints by size

- If you know the bearing style (Outside snap ring, Inside snap ring, etc.) turn to the appropriate page in the U-Joint Specifications where the kits are grouped according to the style of bearing used.
- Compare the dimensions of the worn kit with those in the tables, using the diagrams as a guide. Kits are sorted according to bearing diameter (Smallest to Largest).
- Locate equivalent part number in the left hand column.

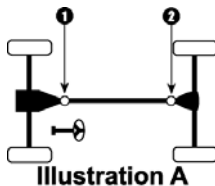
Year/ Model	Make	Ill.	Location	Standard U-Joint	Heavy Duty U-Joint
ALFA-ROMEO					
BERLINA, GIULIA, GIULIETTA, GT and SPIDER					
1979-55	All.	A	1,2	K111	
AMC					
AMBASSADOR, MATADOR, and REBEL					
1978-76	W/ 6 Cyl. Eng.- W/ Inside Lock Rings.	A	1,2	K1306 ^A	K1306HD
	W/ 6 Cyl. Eng.- W/ Outside Lock Rings.	A	1,2	K153 ^B	K153HD
	W/ 8 Cyl. Eng..	A	1,2	K1306 ^A	K1306HD
	- Clamp Kit K27038 Fits K1306 - U Bolt Kit K29428 Fits K153				
1975	W/ 6 Cyl. Eng.- W/ 2.430" Yokes [■]	A	1,2	K443 ^C	K443HD
	W/ 6 Cyl. Eng.- W/ 3.219" Yokes [■]	A	1,2	K153 ^B	K153HD
	W/ 8 Cyl. Eng..	A	1,2	K1306 ^A	K1306HD
	- U Bolt Kit K29428 Fits K153 - Clamp Kit K27038 Fits K1306				
1974-67	All.	A	1,2	K153 ^B	K153HD
	- U Bolt Kit K29428 Fits K153				
1966-63	All.	A	1	K2011	
1962-60	W/ AT & 1.000" Bearing Caps.	A	1	K2011	
	W/ AT & 1.125" Bearing Caps.	A	1	K2532	
	W/ MT.	A	1	K2532	
1959-58	All.	A	1	K2532	
AMERICAN and RAMBLER					
1969-68	All.	A	1,2	K153 ^B	K153HD
	- U Bolt Kit K29428 Fits K153				
1967	W/ AT.	A	1	K2011	
			2	K2173	
	W/ MT.	A	1,2	K2173	
1966-65	W/ 196 or 199 Eng..	A	1,2	K105	
	W/ 232 or 273 Eng..	A	1	K2011	
			2	K2173	
Year Listing Continues					

^A With grease fitting in end of cup use K1306-1
^B With grease fitting in end of cup use K153-1
^C With grease fitting in end of cup use K443-1
[■] Measure Outside Yoke



Year/ Model	Make	Ill.	Location	Standard U-Joint	Heavy Duty U-Joint
AMC (cont.)					
AMERICAN and RAMBLER (cont.)					
1964	All.	A	1,2	K105	
AMX, GREMLIN, HORNET, JAVELIN, PACER					
1983	All.	A	1,2	K153 ^B	K153HD
1982-79	W/ 2 Inside & 2 Outside Lock Rings on Rear Joint.	A	2	K353	
	W/ Inside Lock Rings.	A	1,2	K1306 ^A	K1306HD
	W/ Outside Lock Rings Front Joint.	A	1	K153 ^B	K153HD
	- U Bolt Kit K29428 Fits K153 - Clamp Kit K27038 Fits K1306				
1978-76	4 & 6 Cyl. Eng.- W/ Inside Lock Rings.	A	1,2	K1306 ^A	K1306HD
	4 & 6 Cyl. Eng.- W/ Outside Lock Rings.	A	1,2	K153 ^B	K153HD
	8 Cyl. Eng..	A	1,2	K1306 ^A	K1306HD
	- Clamp Kit K27038 Fits K1306 - U Bolt Kit K29428 Fits K153				
1975	W/ 6 Cyl. Eng.- W/ 2.430" Yokes [■]	A	1,2	K443 ^C	K443HD
	W/ 6 Cyl. Eng.- W/ 3.219" Yokes [■]	A	1,2	K153 ^B	K153HD
	W/ 8 Cyl. Eng.- W/ Inside Lock Rings.	A	1,2	K1306 ^A	K1306HD
	W/ 8 Cyl. Eng.- W/ Outside Lock Rings.	A	1,2	K153 ^B	K153HD
	- U Bolt Kit K29428 Fits K153				
1974-68	All.	A	1,2	K153 ^B	K153HD
	- U Bolt Kit K29428 Fits K153				
1967	All.	A	1,2	K153 ^B	K153HD
	- U Bolt Kit K29428 Fits K153				
1966	All.	A	1	K2011	
1965	W/ 6 Cyl. Eng.- W/ 199 C.I.D..	A	1	K105	
	W/ 6 Cyl. Eng.- W/ 232 C.I.D..	A	1	K2011	
1964	W/ 6 Cyl. Eng..	A	1	K105	
1965-63	W/ 8 Cyl. Eng..	A	1	K2011	
1963	W/ 6 Cyl. Eng..	A	1	K111	

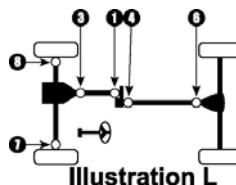
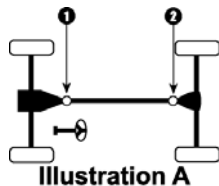
^A With grease fitting in end of cup use K1306-1
^B With grease fitting in end of cup use K153-1
^C With grease fitting in end of cup use K443-1
[■] Measure Outside Yoke



Year/ Model	Make	Ill.	Location	Standard U-Joint	Heavy Duty U-Joint
AMC (cont.)					
CONCORD and SPIRIT					
1987-83	All.	A	1,2	K153 ^B	K153HD
1982	W/ SR-4 Trans..	A	1	K153 ^B	K153HD
			2	K353	
	W/O SR-4 Trans..	A	1,2	K153 ^B	K153HD
	<i>- U Bolt Kit K29428 Fits K153</i>				
1981-78	W/ 4 Outside Lock Rings Front & W/ Inside & Outside Lock Rings Rear.	A	1	K153 ^B	K153HD
			2	K353	
	W/ Inside Lock Rings.	A	1,2	K1306 ^A	K1306HD
	<i>- U Bolt Kit K29428 Fits K153</i>				
	<i>- Clamp Kit K27038 Fits K1306</i>				
EAGLE and SX4					
1988-82	All.	L	1,3	K153 ^B	K153HD
			4,6	K153 ^B	K153HD
	<i>- Clamp Kit K27018 Fits K153</i>				
1981	Front Shaft.	L	1,3	K153 ^B	K153HD
	Rear Shaft- W/ 2 Inside & 2 Outside Lock Rings.	L	6	K353	
	Rear Shaft- W/ Inside Lock Rings.	L	4,6	K1306 ^A	K1306HD
	Rear Shaft- W/ Outside Lock Rings.	L	4	K153 ^B	K153HD
	<i>- Clamp Kit K27018 Fits K153</i>				
	<i>- Clamp Kit K27038 Fits K1306</i>				
1980	Front Shaft.	L	1,3	K153 ^B	K153HD
	Rear Shaft- W/ 2 Inside & 2 Outside Lock Rings.	L	6	K353	
	Rear Shaft- W/ Inside Lock Rings.	L	4,6	K1306 ^A	K1306HD
	Rear Shaft- W/ Outside Lock Rings.	L	4	K153 ^B	K153HD
	<i>- Clamp Kit K27018 Fits K153</i>				
	<i>- Clamp Kit K27038 Fits K1306</i>				

^A With grease fitting in end of cup use K1306-1

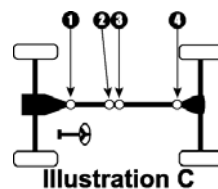
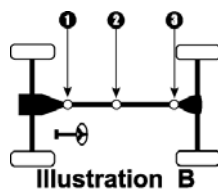
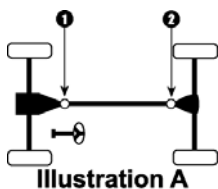
^B With grease fitting in end of cup use K153-1



Year/ Model	Make	III.	Location	Standard U-Joint	Heavy Duty U-Joint
AUSTIN/AUSTIN-HEALEY					
AMERICA					
1972-68	W/ AT.	A	1,2	K111	
MARINA					
1978-73	All.	C	1,2,3,4	K111	
SPRITE					
1972-66	All.	A	1,2	K111	
AVANTI					
ALL MODELS					
1984-75	All.	A	1,2	K153 ^B	K153HD
BMW					
535i					
1993-89	W/ Staked-In Type Joints ⁶	B	1,2,3	430-11	
735i					
1992-87	W/ Staked-In Type Joints ⁶	B	1,2,3	430-11	
740i, 740iL					
1994-93	W/ Staked-In Type Joints ⁶	B	1,2,3	430-12A	
750i, 750iL					
1994-88	W/ Staked-In Type Joints ⁶	B	1,2,3	430-11	
M5					
1994-91	W/ Staked-In Type Joints ⁶	B	1,2,3	430-11	

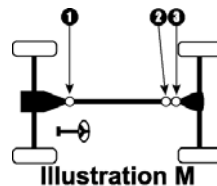
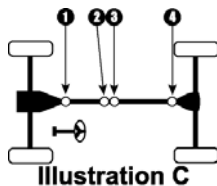
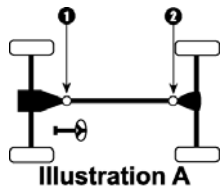
⁶ See "Staked-In Replacement Joints" in the Reference Material

^B With grease fitting in end of cup use K153-1



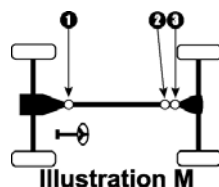
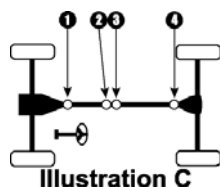
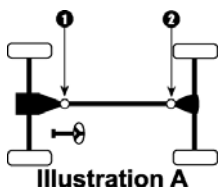
Year/ Model	Make	III.	Location	Standard U-Joint	Heavy Duty U-Joint
BUICK					
APOLLO					
1975-73	All.	A	1,2	K153 ^B	K153HD
	<i>- Ball Seat Kit Use 403-0 (All 73 Models)</i> <i>- Ball Seat Kit Use 403-0A (All 71-72 Models)</i>				
CENTURION and WILDCAT					
1973-71	All.	M	1,2,3	K3147 ^E	K3147HD
	<i>- Ball Seat Kit Use 403-0 (All 73 Models)</i> <i>- Ball Seat Kit Use 403-0A (All 71-72 Models)</i>				
1970-68	All.	A	1,2	K3147 ^E	K3147HD
1967-63	All.	C	1,4 2,3	K3147 ^E K3011	K3147HD
	<i>- Ball Seat Kit Use 403-02A (All 66-67 Models)</i>				
1962-61	W/ Inside Lock Rings.	C	1,4 2,3	K3147 ^E K3011	K3147HD
	W/ Outside Lock Rings.	C	1,2,3 4	K1203 ^F K1204	K1203HD K1204HD
CENTURY					
1981-73	All.	A	1,2	K3147 ^E	K3147HD
	<i>- Clamp Kit K27048 Fits K3147</i>				
ELECTRA					
1989-85	All.	A	1,2	K3147 ^E	K3147HD
	<i>- Clamp Kit K27048 Fits K3147</i>				
1984-82	W/ Inside Lock Rings.	A	1,2	K3147 ^E	K3147HD
	W/ Outside Lock Rings.	A	1,2	K178	K178HD
1981-69	W/ 2 Joint Shaft.	A	1,2	K3147 ^E	K3147HD
	W/ 3 Joint Shaft- C.V. Head at Diff.	M	1,2,3	K3147 ^E	K3147HD
	<i>- Ball Seat Kit Use 403-0 (All 73-81 Models)</i> <i>- Ball Seat Kit Use 403-0A (All 69-72 Models)</i>				
1968-63	W/ 2 Joint Shaft.	A	1,2	K3147 ^E	K3147HD
	Year Listing Continues				

^B With grease fitting in end of cup use K153-1
^E With grease fitting in end of cup use K3147-1
^F With grease fitting in end of cup use K1203-1



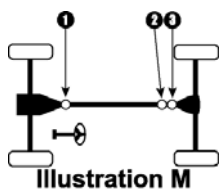
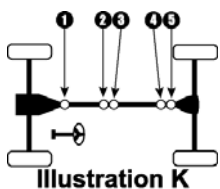
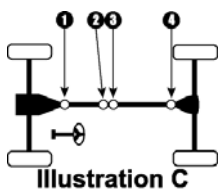
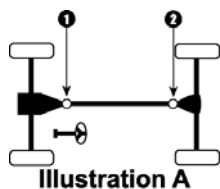
Year/ Model	Make	III.	Location	Standard U-Joint	Heavy Duty U-Joint
BUICK (cont.)					
ELECTRA (cont.)					
1968-63	W/ 4 Joint Shaft- C.V. Head at Center Bearing.	C	1,4 2,3	K3147 ^E K3011	K3147HD
	- Ball Seat Kit Use 403-02A (All 66-68 Models)				
1962-61	W/ Inside Lock Rings.	C	1,4 2,3	K3147 ^E K3011	K3147HD
	W/ Outside Lock Rings.	C	1,2,3 4	K1203 ^F K1204	K1203HD K1204HD
ESTATE WAGON					
1991-85	All.	A	1,2	K3147 ^E	K3147HD
LE SABRE					
1989-86	All.	A	1,2	K3147 ^E	K3147HD
	- Clamp Kit K27048 Fits K3147				
1985-82	W/ Inside Lock Rings.	A	1,2	K3147 ^E	K3147HD
	W/ Outside Lock Rings.	A	1,2	K178	K178HD
	- Clamp Kit K27048 Fits K3147				
1981-69	W/ 2 Joint Shaft.	A	1,2	K3147 ^E	K3147HD
	W/ C.V. Head at Diff.	M	1,2,3	K3147 ^E	K3147HD
	- Ball Seat Kit Use 403-0 (All 73-81 Models)				
	- Ball Seat Kit Use 403-0A (All 69-72 Models)				
1968-63	W/ 2 Joint Shaft.	A	1,2	K3147 ^E	K3147HD
	W/ 4 Joint Shaft- C.V. Head at Center Bearing.	C	1,4 2,3	K3147 ^E K3011	K3147HD
	- Ball Seat Kit Use 403-02A (All 66-68 Models)				
1962-61	W/ Inside Lock Rings.	C	1,4 2,3	K3147 ^E K3011	K3147HD
	W/ Outside Lock Rings.	C	1,2,3 4	K1203 ^F K1204	K1203HD K1204HD

^E With grease fitting in end of cup use K3147-1
^F With grease fitting in end of cup use K1203-1



Year/ Model	Make	III.	Location	Standard U-Joint	Heavy Duty U-Joint
BUICK (cont.)					
REGAL					
1987-82	W/ Inside Lock Rings.	A	1,2	K3147 ^E	K3147HD
	W/ Outside Lock Rings.	A	1,2	K178	K178HD
	<i>- Clamp Kit K27048 Fits K3147</i>				
1981-73	All.	A	1,2	K3147 ^E	K3147HD
	<i>- Clamp Kit K27048 Fits K3147</i>				
RIVIERA					
1978-77	All.	A	1,2	K3147 ^E	K3147HD
	<i>- Clamp Kit K27048 Fits K3147</i>				
1976-71	All.	M	1,2,3	K3147 ^E	K3147HD
	<i>- Ball Seat Kit Use 403-0 (All 73-76 Models)</i>				
	<i>- Ball Seat Kit Use 403-0A (All 71-72 Models)</i>				
1970-64	All.	K	1,2,3,4,5	K3147 ^E	K3147HD
	<i>- Ball Seat Kit Use 403-0A</i>				
1963	All.	M	1,2,3	K3147 ^E	K3147HD
ROADMASTER SEDAN and ESTATE WAGON					
1996-91	All.	A	1,2	K3147 ^E	K3147HD
	<i>- Clamp Kit K27048 Fits K3147</i>				
SKYHAWK					
1980-75	W/ Inside Lock Rings.	A	1,2	K3147 ^E	K3147HD
	W/ Outside Lock Rings.	A	1,2	K153 ^B	K153HD
	<i>- U Bolt Kit K29428 Fits K153</i>				
1972-68	All.	A	1,2	K3147 ^E	K3147HD
1967-66	W/ 225 V-6 or 300 V-8.	A	1,2	K3147 ^E	K3147HD
	W/ 340 V-8.	C	1,4	K3147 ^E	K3147HD
			2,3	K3011	
1965-64	All.	A	1,2	K3147 ^E	K3147HD
SKYLARK					
1979-73	All.	A	1,2	K153 ^B	K153HD
1972-64	W/ 2 Joint Shaft.	A	1,2	K3147 ^E	K3147HD
Year Listing Continues					

^B With grease fitting in end of cup use K153-1
^E With grease fitting in end of cup use K3147-1



Year/ Model	Make	Ill.	Location	Standard U-Joint	Heavy Duty U-Joint
----------------	------	------	----------	---------------------	-----------------------

BUICK (cont.)

SKYLARK (cont.)

1972-64	W/ 3 Joint Shaft.	M	1,2,3	K3147 ^E	K3147HD
	- Clamp Kit K27048 Fits K3147				
	- Ball Seat Kit Use 403-02A (All 66-67 Models)				

SPECIAL

1969-68	All.	A	1,2	K3147 ^E	K3147HD
1967-66	W/ 225 V-6 or 300 V-8.	A	1,2	K3147 ^E	K3147HD
	W/ 340 V-8.	C	1,4	K3147 ^E	K3147HD
			2,3	K3011	
1965-64	All.	A	1,2	K3147 ^E	K3147HD
1963-61	All.	C	1,2,3,4	K2011	

CADILLAC

DEVILLE, CALAIS

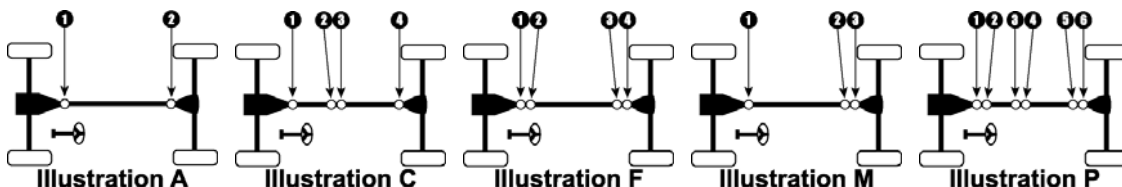
1984-82	W/ Inside Lock Rings.	A	1,2	K3147 ^E	K3147HD
	W/ Outside Lock Rings.	A	1,2	K178	K178HD
	- Clamp Kit K27048 Fits K3147				
	- U-Bolt Kit K39418 Fits K178				
1981-68	All.	F	1,2,3,4	K3147 ^E	K3147HD
	- Ball Seat Kit Use 403-0 (All 73-81 Models)				
	- Ball Seat Kit Use 403-0A (All 68-72 Models)				
1967-63	All.	P	1,2,3,4,6	K3147 ^E	K3147HD
1962-58	W/ Inside Lock Rings.	M	1,2,3	K3147 ^E	K3147HD
	W/ Outside Lock Rings.	M	1,2	K1203 ^F	K1203HD
			3	K212	
1957	All.	M	1,2,3	K3147 ^E	K3147HD
1956-50	W/ 2 Joint Shaft.	A	1	K3147 ^E	K3147HD

FLEETWOOD, FLEETWOOD BROUGHAM, LIMOUSINE, 75 SERIES and COMMERCIAL CHASSIS

Year Listing Continues

^E With grease fitting in end of cup use K3147-1

^F With grease fitting in end of cup use K1203-1

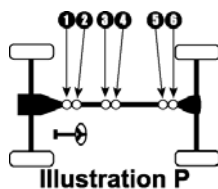
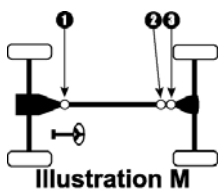
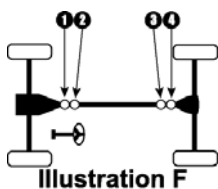
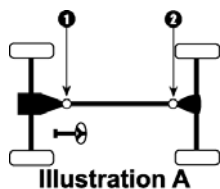


Year/ Model	Make	III.	Location	Standard U-Joint	Heavy Duty U-Joint
CADILLAC (cont.)					
FLEETWOOD, FLEETWOOD BROUGHAM, LIMOUSINE, 75 SERIES and COMMERCIAL CHASSIS (cont.)					
1996-87	Commercial Chassis.	M	1,2,3	K3147 ^E	K3147HD
	Exc. Commercial Chassis.	A	1,2	K3147 ^E	K3147HD
	- Clamp Kit K27048 Fits K3147 - Ball Seat Kit Use 403-0				
1986-82	Coupe, Brougham.	A	1,2	K3147 ^E	K3147HD
	Limousine & Commercial Chassis.	F	1,2,3,4	K3147 ^E	K3147HD
	- Ball Seat Kit Use 403-0				
1981-68	Commercial Chassis & 75 Series.	P	1,2,3,4,5	K3147 ^E	K3147HD
	Exc. Commercial Chassis & 75 Series.	F	1,2,3,4	K3147 ^E	K3147HD
	- Ball Seat Kit Use 403-0				
1967-63	Commercial Chassis & 75 Series.	M	1,2,3	K3147 ^E	K3147HD
	Exc. Commercial Chassis & 75 Series.	P	1,2,3,4,6	K3147 ^E	K3147HD
1962-58	W/ Inside Lock Rings.	M	1,2,3	K3147 ^E	K3147HD
	W/ Outside Lock Rings.	M	1,2 3	K1203 ^F K212	K1203HD
1957	All.	M	1,2,3	K3147 ^E	K3147HD
1956-50	W/ 2 Joint Shaft.	A	1	K3147 ^E	K3147HD
SEVILLE					
1979-75	All.	M	1,2,3	K3147 ^E	K3147HD
	- Ball Seat Kit Use 403-0				
STS					
2005	All Wheel Drive- Front Shaft.			N/A ⁽⁵⁾	
	All Wheel Drive- Rear Shaft.			N/A ⁽⁵⁾	
	Rear Wheel Drive.			N/A ⁽⁵⁾	

⁽⁵⁾ Limited information- Call sales at 800-728-7237 for availability

^E With grease fitting in end of cup use K3147-1

^F With grease fitting in end of cup use K1203-1



Year/ Model	Make	III.	Location	Standard U-Joint	Heavy Duty U-Joint
----------------	------	------	----------	---------------------	-----------------------

CHECKER

MARATHON and MARATHON TAXICAB

1981-74	All.	A	1	K1203 ^F	K1203HD
			2	K153 ^B	K153HD
1973-72	All.	A	1,2	K153 ^B	K153HD
1971-69	All.	A	1,2	K1203 ^F	K1203HD
1968-62	All.	A	1,2	K153 ^B	K153HD

CHEVROLET

CAPRICE

1996-89	All.	A	1,2	K3147 ^E	K3147HD
---------	-----------	---	-----	--------------------	---------

- Clamp Kit K27048 Fits K3147

BEL AIR, BISCAYNE, CAPRICE, IMPALA and NOMAD

1988-85	All.	A	1,2	K3147 ^E	K3147HD
<i>- Clamp Kit K27048 Fits K3147</i>					
1984-82	W/ Inside Lock Rings.	A	1,2	K3147 ^E	K3147HD
	W/ Outside Lock Rings.	A	1,2	K178	K178HD
<i>- Clamp Kit K27048 Fits K3147</i>					
1981-77	All.	A	1,2	K3147 ^E	K3147HD
<i>- Clamp Kit K27048 Fits K3147</i>					
1976-73	All.	M	1,2,3	K3147 ^E	K3147HD
	<i>- Clamp Kit K27048 Fits K3147</i>				
<i>- Ball Seat Kit Use 403-0</i>					
1972-71	Front Joint.	M	1	K3147 ^E	K3147HD
	Rear Joints for Machined Yokes ¹	M	2,3	K3147 ^E	K3147HD
	Rear Joints for Un-Machined Yokes.	M	2,3	K3031	
<i>- Clamp Kit K27048 Fits K3147</i>					
<i>- Ball Seat Kit Use 403-0A</i>					
1970-69	Caprice W/ Turbo Hydra-matic AT.	A	1	K3147 ^E	K3147HD
			2	K212	

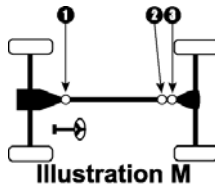
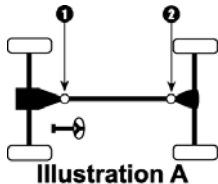
Year Listing Continues

¹ Inside Surfaces of Yokes Ears are Machined to Accept Lock Rings

^B With grease fitting in end of cup use K153-1

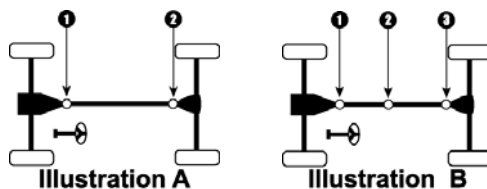
^E With grease fitting in end of cup use K3147-1

^F With grease fitting in end of cup use K1203-1



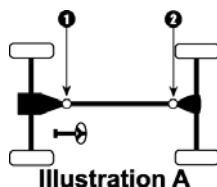
Year/ Model	Make	III.	Location	Standard U-Joint	Heavy Duty U-Joint
CHEVROLET (cont.)					
BEL AIR, BISCAYNE, CAPRICE, IMPALA and NOMAD (cont.)					
1970-69	Exc. Caprice W/ Turbo Hydra-matic AT.	A	1,2	K153 ^B	K153HD
	- Clamp Kit K27048 Fits K3147 - U Bolt Kit K29428 Fits K153				
1968-66	Exc. Turbo Hydra-Matic AT.	A	1,2	K153 ^B	K153HD
	W/ Turbo Hydra-matic AT.	A	1	K3147 ^E	K3147HD
			2	K212	
	- U Bolt Kit K29428 Fits K153 - Clamp Kit K27048 Fits K3147				
1965	All.	A	1,2	K153 ^B	K153HD
	- U Bolt Kit K29428 Fits K153				
1964-58	All.	B	1,2,3	K153 ^B	K153HD
	- U Bolt Kit K29428 Fits K153				
1957-55	All.	A	1,2	K153 ^B	K153HD
	- U Bolt Kit K29428 Fits K153				
CAMARO					
2002-93	W/ V-6 Engines Middle Joint W/ High Speed Boots ⁹	B	1,3	K3147 ^E	K3147HD
			2	421-80C ^D	
	W/ V-8 Engines.	A	1,2	K3147 ^E	K3147HD
	- Clamp Kit K27048 Fits K3147 - Boot Kit Use 421-21C				
1992-88	W/ Aluminum Drive Shaft ²	A	1	K467A	
			2	K544A	
	W/ Steel Drive Shaft.	A	1,2	K3147 ^E	K3147HD
	- Clamp Kit K27048 Fits K3147				
1987-85	All.	A	1,2	K3147 ^E	K3147HD
	- Clamp Kit K27048 Fits K3147				
1984-82	W/ Inside Lock Rings.	A	1,2	K3147 ^E	K3147HD
	W/ Outside Lock Rings.	A	1,2	K178	K178HD
	- Clamp Kit K27048 Fits K3147				
1981-75	All.	A	1,2	K3147 ^E	K3147HD
	- Clamp Kit K27048 Fits K3147				
Year Listing Continues					

² See "Aluminum Joints" in the Reference Materials
⁹ See "High Speed Boot Kits" in the Reference Materials
^B With grease fitting in end of cup use K153-1
^D See "C.V. Joint Information" in the Reference Materials
^E With grease fitting in end of cup use K3147-1



Year/ Model	Make	III.	Location	Standard U-Joint	Heavy Duty U-Joint
CHEVROLET (cont.)					
CAMARO (cont.)					
1974-69	All.	A	1,2	K153 ^B	K153HD
	- U Bolt Kit K29428 Fits K153				
1968-67	Exc. Turbo Hydra-matic AT.	A	1,2	K153 ^B	K153HD
	W/ Turbo Hydra-matic AT.	A	1	K3147 ^E	K3147HD
			2	K212	
	- U Bolt Kit K29428 Fits K153				
CHEVELLE, MALIBU and MONTE CARLO					
1989-85	All.	A	1,2	K3147 ^E	K3147HD
	- Clamp Kit K27048 Fits K3147				
1984-82	W/ Inside Lock Rings.	A	1,2	K3147 ^E	K3147HD
	W/ Outside Lock Rings.	A	1,2	K178	K178HD
	- Clamp Kit K27048 Fits K3147				
1981-73	All.	A	1,2	K3147 ^E	K3147HD
	- Clamp Kit K27048 Fits K3147				
1972-71	Exc. 454 V-8.	A	1,2	K153 ^B	K153HD
	W/ 454 V-8.	A	1	K3147 ^E	K3147HD
			2	K212	
	- U Bolt Kit K29428 Fits K153				
1970-69	All.	A	1,2	K153 ^B	K153HD
	- U Bolt Kit K29428 Fits K153				
1968-67	Exc. Turbo Hydra-matic AT.	A	1,2	K153 ^B	K153HD
	W/ Turbo Hydra-matic AT.	A	1	K3147 ^E	K3147HD
			2	K212	
	- U Bolt Kit K29428 Fits K153				
1966-64	All.	A	1,2	K153 ^B	K153HD
	- U Bolt Kit K29428 Fits K153				
CHEVETTE					
1987-76	All.	A	1,2	K350	

^B With grease fitting in end of cup use K153-1
^E With grease fitting in end of cup use K3147-1



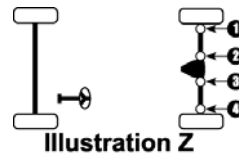
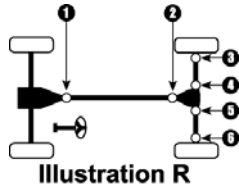
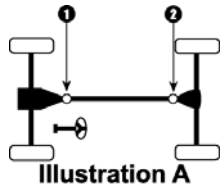
Year/ Model	Make	III.	Location	Standard U-Joint	Heavy Duty U-Joint
CHEVROLET (cont.)					
CHEVY II and NOVA					
1979-62	All.	A	1,2	K153 ^B	K153HD
	<i>- U Bolt Kit K29428 Fits K153</i>				
CORVAIR					
1969-60	Rear Axle Shafts.	Z	1,2,3,4	K153 ^B	K153HD
CORVETTE					
2004-00	All.	R	1,2 3,4,5,6	N/A ⁽⁵⁾ K153 ^B	K153HD
1999-97	All.	R	1,2 3,4,5,6	K467A ² K153 ^B	K153HD
1996-84	All.	R	1,2 3,4,5,6	K467A ² K178	K178HD
1982-80	W/ AT.	R	1,2 3,4,5,6	K1203 ^F K1203 ^F	K1203HD
	W/ MT.	R	1,2 3,4,5,6	K153 ^B K178	K153HD K178HD
1979-71	All.	R	1,2 3,4,5,6	K1203 ^F K178	K1203HD K178HD
1970-68	W/ AT.	R	1,2 3,4,5,6	K1203 ^F K178	K1203HD K178HD
	W/ MT.	R	1,2 3,4,5,6	K153 ^B K178	K153HD K178HD
	<i>- U Bolt Kit K29428 Fits K153</i>				
1967-63	All.	R	1,2 3,4,5,6	K153 ^B K178	K153HD K178HD
	<i>- U Bolt Kit K29428 Fits K153</i>				
1962-53	All.	A	1,2	K153 ^B	K153HD
	<i>- U Bolt Kit K29428 Fits K153</i>				

⁽⁵⁾ Limited information- Call sales at 800-728-7237 for availability

² See "Aluminum Joints" in the Reference Materials

^B With grease fitting in end of cup use K153-1

^F With grease fitting in end of cup use K1203-1



Year/ Model	Make	III.	Location	Standard U-Joint	Heavy Duty U-Joint
CHEVROLET (cont.)					
IMPALA SS					
1996-95	All.	A	1,2	K3147 ^E	K3147HD
MONZA					
1980-75	All. - U Bolt Kit K29428 Fits K153	A	1,2	K153 ^B	K153HD
VEGA					
1977-71	All. - U Bolt Kit K29428 Fits K153	A	1,2	K153 ^B	K153HD
VENTURE					
2004-02	All Wheel Drive.			N/A ⁽⁵⁾	
CHRYSLER					
300					
2005	All Wheel Drive - Front Drive Shaft.			N/A ⁽⁵⁾	
	All Wheel Drive - Rear Drive Shaft.			N/A ⁽⁵⁾	
	Rear Wheel Drive - Rear Drive Shaft.			N/A ⁽⁵⁾	
CONQUEST					
1989-84	All.	A	1,2	K1516	
CORDOBA, FIFTH AVENUE, LE BARON, NEWPORT and NEW YORKER					
1989-85	Fifth Avenue. - Clamp Kit K27038 Fits K1306	A	1,2	K1306 ^A	K1306HD
1984	Fifth Avenue & Newport. - Clamp Kit K27038 Fits K1306	A	1,2	K1306 ^A	K1306HD
1983	Exc. Le Baron & New Yorker (FWD). - Clamp Kit K27038 Fits K1306	A	1,2	K1306 ^A	K1306HD
1982	Exc. Le Baron (FWD). - Clamp Kit K27038 Fits K1306	A	1,2	K1306 ^A	K1306HD
Year Listing Continues					

⁽⁵⁾ Limited information- Call sales at 800-728-7237 for availability

^A With grease fitting in end of cup use K1306-1

^B With grease fitting in end of cup use K153-1

^E With grease fitting in end of cup use K3147-1

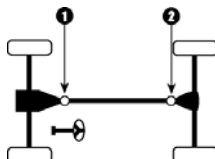


Illustration A

Year/ Model	Make	III.	Location	Standard U-Joint	Heavy Duty U-Joint
CHRYSLER (cont.)					
CORDOBA, FIFTH AVENUE, LE BARON, NEWPORT and NEW YORKER (cont.)					
1981-79	All.	A	1,2	K1306 ^A	K1306HD
	<i>- Clamp Kit K27038 Fits K1306</i>				
1978-68	W/ 2.125" Yokes [•]	A	1,2	K1306 ^A	K1306HD
	W/ 2.625" Yokes [•]	A	1,2	K1309	K1309HD
	<i>- Clamp Kit K27038 Fits K1306</i>				
1967	W/ Inside Lock Rings.	A	1,2	K1306 ^A	K1306HD
	W/ Outside Lock Rings.	A	1,2	K1203 ^F	K1203HD
1966-65	New Yorker.	A	1	K1203 ^F	K1203HD
			2	K1306 ^A	K1306HD
	W/ Inside Lock Rings- Exc. New Yorker.	A	1,2	K1306 ^A	K1306HD
	W/ Outside Lock Rings- Exc. New Yorker.	A	1,2	K1203 ^F	K1203HD
1964-58	Pos. 1 is Pot Type W/O Body.	A	1	K1405	
			2	K1306 ^A	K1306HD
1957	Pos. 1 is Pot Type W/O Body.	A	1	K1405	
			2	N/A	
CROSSFIRE					
2005-04	All.			N/A ⁽⁵⁾	
IMPERIAL					
1975-74	All.	A	1,2	K1309	K1309HD
1973-70	W/ 2 Joint Shaft.	A	1,2	K1309	K1309HD
	W/ 4 Joint Shaft.	F	1,2,3,4	K1203 ^F	K1203HD
	<i>- Ball Seat Kit Use 405-0</i>				
1969-65	All.	A	1,2	K1203 ^F	K1203HD
1964-60	All.	A	1,2	K1306 ^A	K1306HD
1959-58	All.	M	2,3	K1306 ^A	K1306HD
PACIFICA					
2005-04	All Wheel Drive.			N/A ⁽⁵⁾	

⁽⁵⁾ Limited information- Call sales at 800-728-7237 for availability

^A With grease fitting in end of cup use K1306-1

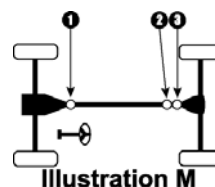
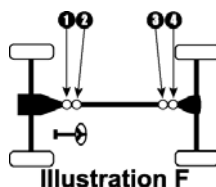
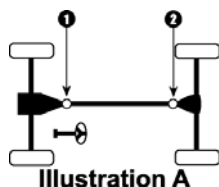
^F With grease fitting in end of cup use K1203-1

[•] Measure Inside Yoke

● Measure Inside Yoke



■ Measure Outside Yoke



Year/ Model	Make	III.	Location	Standard U-Joint	Heavy Duty U-Joint
CHRYSLER (cont.)					
TOWN & COUNTRY					
2004-96	All Wheel Drive.			N/A ⁽⁵⁾	
1995-92	All Wheel Drive- Using High Speed Boot ⁹	A	1	N/A ⁽⁵⁾	
			2	N/A ⁽⁵⁾	
DATSUN					
ALL MODELS (SEE NISSAN)					
DODGE					
ASPEN, DART, GT, GTS, DEMON, DIPLOMAT, MIRADA and ST. REGIS					
1989-79	All.	A	1,2	K1306 ^A	K1306HD
	- Clamp Kit K27038 Fits K1306				
1978-68	W/ 2.125" Yokes*	A	1,2	K1306 ^A	K1306HD
	W/ 2.625" Yokes*	A	1,2	K1309	K1309HD
	- Clamp Kit K27038 Fits K1306				
1967-66	All.	A	1,2	K1306 ^A	K1306HD
	- Clamp Kit K27038 Fits K1306				
1965-64	Pos. 1 is Pot Type W/O Body.	A	1	K1407	
			2	K1306 ^A	K1306HD
	- Clamp Kit K27038 Fits K1306				
1963-60	V-8 W/ Powerflite AT or MT- Pos. 1 is Pot Type W/O Body.	A	1	K1407	
			2	K1306 ^A	K1306HD
	V-8 W/ Torqueflite AT- Pos. 1 is Pot Type W/O Body. ...	A	1	K1405	
			2	K1306 ^A	K1306HD
	W/ 6 Cyl.- Pos. 1 is Pot Type W/O Body.	A	1	K1407	
			2	K1306 ^A	K1306HD
	- Clamp Kit K27038 Fits K1306				
CARAVAN					
2004-96	All Wheel Drive.			N/A ⁽⁵⁾	
Year Listing Continues					

⁽⁵⁾ Limited information- Call sales at 800-728-7237 for availability

⁹ See "High Speed Boot Kits" in the Reference Materials

^A With grease fitting in end of cup use K1306-1

• Measure Inside Yoke

● Measure
Inside Yoke



■ Measure
Outside Yoke

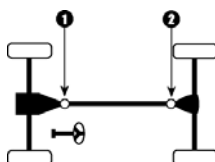


Illustration A

Year/ Model	Make	III.	Location	Standard U-Joint	Heavy Duty U-Joint
DODGE (cont.)					
CARAVAN (cont.)					
1995-91	All Wheel Drive- Using High Speed Boot ⁹	A	1	N/A ⁽⁵⁾	
			2	N/A ⁽⁵⁾	
CHALLENGER					
1983-81	W/ AT.....	B	1,2,3	K1503	
	W/ MT.....	B	1,2,3	K1516	
1980-78	All.....	A	1,2	K1516	
1976-73	All.....	A	1,2	K1306 ^A	K1306HD
	<i>- Clamp Kit K27038 Fits K1306</i>				
1972-70	W/ 2.125" Yokes [•]	A	1,2	K1306 ^A	K1306HD
	W/ 2.625" Yokes [•]	A	1,2	K1309	K1309HD
	<i>- Clamp Kit K27038 Fits K1306</i>				
CHARGER, CORONET, MAGNUM, MONACO, POLARA and FULL-SIZE WAGON					
1979	All.....	A	1,2	K1306 ^A	K1306HD
	<i>- Clamp Kit K27038 Fits K1306</i>				
1978-68	W/ 2.125" Yokes [•]	A	1,2	K1306 ^A	K1306HD
	W/ 2.625" Yokes [•]	A	1,2	K1309	K1309HD
	<i>- Clamp Kit K27038 Fits K1306</i>				
1967-66	W/ 225 6 Cyl., 273, 318 or 383 V-8.....	A	1,2	K1306 ^A	K1306HD
	W/ 426 or 440 V-8 and Inside Lock Rings.....	A	1,2	K1309	K1309HD
	W/ 426 or 440 V-8 and Outside Lock Rings.....	A	1,2	K1203 ^F	K1203HD
1965	Taxi or Police with 225 6 Cyl. or 273 V-8 and AT.....	A	1,2	K1306 ^A	K1306HD
	W/ 225 Slant 6 Cyl. or 273 V-8- Pos. 1 is Pot Type W/O Body.....	A	1 2	K1407 K1306 ^A	 K1306HD
	W/ 318, 361, 383 or 426 V-8 and AT.....	A	1,2	K1306 ^A	K1306HD
	W/ 318, 361, 383 or 426 V-8 and MT- Pos. 1 is Pot Type W/O Body.....	A	1 2	K1405 K1306 ^A	 K1306HD
1964-63	W/ 225 Slant 6 Cyl. Eng.- Pos. 1 is Pot Type W/O Body.	A	1 2	K1407 K1306 ^A	 K1306HD
Year Listing Continues					

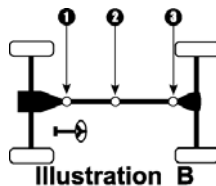
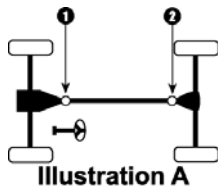
⁽⁵⁾ Limited information- Call sales at 800-728-7237 for availability

⁹ See "High Speed Boot Kits" in the Reference Materials

^A With grease fitting in end of cup use K1306-1

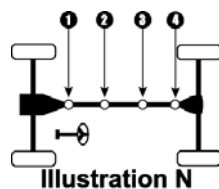
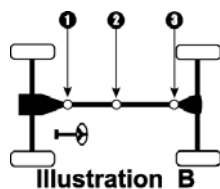
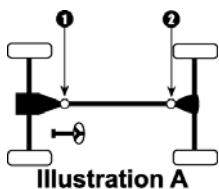
^F With grease fitting in end of cup use K1203-1

[•] Measure Inside Yoke



Year/ Model	Make	III.	Location	Standard U-Joint	Heavy Duty U-Joint
DODGE (cont.)					
CHARGER, CORONET, MAGNUM, MONACO, POLARA and FULL-SIZE WAGON (cont.)					
1964-63	W/ 318, 361, 383 or 426 V-8- Pos. 1 is Pot Type W/O Body.	A	1	K1405	
			2	K1306 ^A	K1306HD
1962-58	W/ Powerflite AT or MT- Pos. 1 is Pot Type W/O Body. .	A	1	K1407	
			2	K1306 ^A	K1306HD
	W/ Torqueflite AT- Pos. 1 is Pot Type W/O Body.	A	1	K1405	
			2	K1306 ^A	K1306HD
1959-58	W/ 230 6 Cyl.- Pos. 1 is Pot Type W/O Body.	A	1	K1407	
			2	K1306 ^A	K1306HD
	W/ V-8- Pos. 1 is Pot Type W/O Body.	A	1	K1405	
			2	K1306 ^A	K1306HD
1957	W/ Powerflite AT or MT- Pos. 1 is Pot Type W/O Body. .	A	1	K1407	
	W/ Torqueflite AT- Pos. 1 is Pot Type W/O Body.	A	1	K1405	
COLT					
1995-89	Wagons (4WD).	A	1,2	K1503	
1984-78	Sedans (Rear Drive)- Exc. 2600cc Engine.	A	1,2	K1503	
	Sedans (Rear Drive)- W/ 2600cc Engine.	A	1,2	K1516	
	Wagons (Rear Drive)- W/ AT.	B	1,2,3	K1503	
	Wagons (Rear Drive)- W/ MT.	B	1,2,3	K1516	
1977-71	All.	A	1,2	K1503	
COLT VISTA					
1995-92	All Wheel Drive.	A	1,2	K1503	
1991-90	All Wheel Drive.	N	1,2,3,4	K1503	
1989-85	All Wheel Drive.	B	1,2,3	K1503	
CONQUEST					
1989-84	All.	A	1,2	K1516	

^A With grease fitting in end of cup use K1306-1

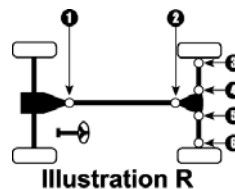
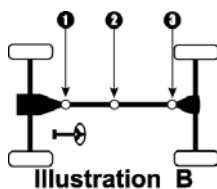
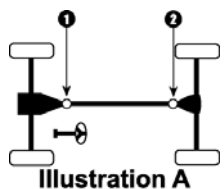


Year/ Model	Make	III.	Location	Standard U-Joint	Heavy Duty U-Joint
DODGE (cont.)					
MAGNUM					
2005	All Wheel Drive - Front Drive Shaft.			N/A ⁽⁵⁾	
	All Wheel Drive - Rear Drive Shaft.			N/A ⁽⁵⁾	
	Rear Wheel Drive - Rear Drive Shaft.			N/A ⁽⁵⁾	
STEALTH					
1996-92	May have Staked-In Joints.			N/A ⁽⁵⁾	
VIPER					
2005-03	All.			N/A ⁽⁵⁾	
2002-92	All.	R	1,2 3,4,5,6	K447A ² K178	K178HD
EAGLE					
TALON					
1998-95	All Wheel Drive.			N/A ⁽⁵⁾	
1994-90	All Wheel Drive.	B	1,2,3	K1503	
SUMMIT WAGON					
1996-89	All Wheel Drive.	B	1,2,3	K1503	
FIAT					
BRAVA, 131 and SPIDER 124					
1983-74	All.	A	1,2	K111	
FORD					
FAIRMONT					
1983-79	All.	A	1,2	K153 ^B	K153HD
1978	All.	A	1 2	K153 ^B K1201	K153HD K1201HD
	- U-Bolt Kit K29458 Fits K1204				

⁽⁵⁾ Limited information- Call sales at 800-728-7237 for availability

² See "Aluminum Joints" in the Reference Materials

^B With grease fitting in end of cup use K153-1

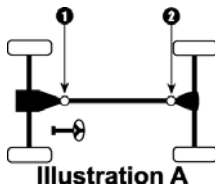


Year/ Model	Make	III.	Location	Standard U-Joint	Heavy Duty U-Joint
FORD (cont.)					
FALCON					
1971-69	All.	A	1	K153 ^B	K153HD
			2	K1201	K1201HD
	<i>- U-Bolt Kit K29458 Fits K1204</i>				
1968-65	W/ 6 Cyl. Eng.- W/ 3 Spd. MT.	A	1,2	K105	
	W/ 8 Cyl. Eng.- W/ Inside Lock Rings.	A	1	K2011	
			2	K2173	
	W/ 8 Cyl. Eng.- W/ Outside Lock Rings.	A	1	K153 ^B	K153HD
			2	K1201	K1201HD
	<i>- U-Bolt Kit K29458 Fits K1204</i>				
1964-63	W/ 6 Cyl. Eng..	A	1,2	K105	
	W/ 8 Cyl. Engine.	A	1	K153 ^B	K153HD
			2	K1201	K1201HD
	<i>- U-Bolt Kit K29458 Fits K1204</i>				
1962-60	All.	A	1,2	K105	
FIVE HUNDRED					
2005	All.			N/A ⁽⁵⁾	
FREESTYLE					
2005	All.			N/A ⁽⁵⁾	
FULL-SIZE- Inc. Crown Victoria, Custom, Elite, Fairlane, Galaxie, Grand Torino					
2005-03	Exc. Police or Taxi Package.			N/A ⁽⁵⁾	
	W/ Police Package.	A	1,2	K1203 ^F	K1203HD
	W/ Taxi Package.			N/A ⁽⁵⁾	
2002-95	All.	A	1,2	K1203 ^F	K1203HD
1994-79	Exc. Towing Option or Police Package.	A	1,2	K153 ^B	K153HD
	W/ Towing Option or Police Package.	A	1,2	K1203 ^F	K1203HD
1978-75	'78 W/ 302 V-8.	A	1	K153 ^B	K153HD
			2	K1201	K1201HD
Year Listing Continues					

⁽⁵⁾ Limited information- Call sales at 800-728-7237 for availability

^B With grease fitting in end of cup use K153-1

^F With grease fitting in end of cup use K1203-1



Year/ Model	Make	III.	Location	Standard U-Joint	Heavy Duty U-Joint
FORD (cont.)					
FULL-SIZE- Inc. Crown Victoria, Custom, Elite, Fairlane, Galaxie, Grand Torino (cont.)					
1978-75	W/ 351 V-8 & 3.500" Yokes [■]	A	1	K153 ^B	K153HD
			2	K1201	K1201HD
	W/ 351 V-8 & 3.875" Yokes [■]	A	1	K1203 ^F	K1203HD
			2	K1204	K1204HD
	W/ 400 or 460 V-8.....	A	1	K1203 ^F	K1203HD
			2	K1204	K1204HD
				- U-Bolt Kit K29458 Fits K1204	
				- U Bolt Kit K29458 Fits K1204	
1974-66	W/ 3.500" Yokes [■]	A	1	K153 ^B	K153HD
			2	K1201	K1201HD
	W/ 3.875" Yokes [■]	A	1	K1203 ^F	K1203HD
			2	K1204	K1204HD
				- U-Bolt Kit K29458 Fits K1204	
				- U Bolt Kit K29458 Fits K1204	
1965-63	Exc. 390, 406 or 427 V-8.....	A	1	K1200	K1200HD
			2	K1201	K1201HD
	W/ 390, 406 or 427 V-8 From 6/63.....	A	1	K1203 ^F	K1203HD
			2	K1204	K1204HD
	W/ 390, 406 or 427 V-8 To 6/63.....	A	1	K1200	K1200HD
			2	K1201	K1201HD
				- U-Bolt Kit K29458 Fits K1204	
1962-61	All.....	A	1	K1200	K1200HD
			2	K1201	K1201HD
				- U-Bolt Kit K29458 Fits K1204	
1960-59	W/ Inside Lock Rings.....	A	1	K2011	
			2	K2140	
1958-56	W/ Outside Lock Rings.....	A	1,2	K153 ^B	K153HD
			1	K2011	
			2	K2031	
Year Listing Continues					

^B With grease fitting in end of cup use K153-1

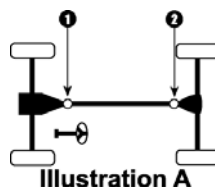
^F With grease fitting in end of cup use K1203-1

[■] Measure Outside Yoke

● Measure
Inside Yoke

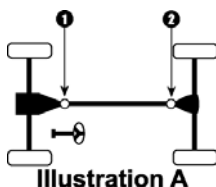


■ Measure
Outside Yoke



Year/ Model	Make	III.	Location	Standard U-Joint	Heavy Duty U-Joint
FORD (cont.)					
FULL-SIZE- Inc. Crown Victoria, Custom, Elite, Fairlane, Galaxie, Grand Torino (cont.)					
1958-56	W/ Outside Lock Rings.	A	1,2	K153 ^B	K153HD
1955-49	All.	A	1	K2011	
			2	K2031	
GRANADA					
1982-81	All.	A	1,2	K153 ^B	K153HD
1980-79	All.	A	1	K153 ^B	K153HD
			2	K1201	K1201HD
	<i>- U-Bolt Kit K29458 Fits K1204</i>				
1978-75	W/ 3.500" Yokes [■]	A	1	K153 ^B	K153HD
			2	K1201	K1201HD
	W/ 3.875" Yokes [■]	A	1	K1203 ^F	K1203HD
			2	K1204	K1204HD
	<i>- U-Bolt Kit K29458 Fits K1204</i>				
	<i>- U Bolt Kit K29458 Fits K1204</i>				
LTD II					
1979	W/ "S" Stamped on Slip Yoke.	A	1	K3147 ^E	K3147HD
			2	K1312	
	W/O "S" Stamped on Slip Yoke.	A	1	K1203 ^F	K1203HD
			2	K1204	K1204HD
	<i>- U Bolt Kit K29458 Fits K1204</i>				
1978-77	All.	A	1	K1203 ^F	K1203HD
			2	K1204	K1204HD
	<i>- U Bolt Kit K29458 Fits K1204</i>				
MAVERICK					
1977-70	All.	A	1	K153 ^B	K153HD
			2	K1201	K1201HD
	<i>- U-Bolt Kit K29458 Fits K1204</i>				

^B With grease fitting in end of cup use K153-1
^E With grease fitting in end of cup use K3147-1
^F With grease fitting in end of cup use K1203-1
[■] Measure Outside Yoke



Year/ Model	Make	III.	Location	Standard U-Joint	Heavy Duty U-Joint
FORD (cont.)					
MUSTANG					
2005	All.			N/A ⁽⁵⁾	
2004-02	Cobra.	A	1,2	K178	K178HD
	Exc. Cobra.	A	1,2	K1203 ^F	K1203HD
2001-96	All.	A	1,2	K1203 ^F	K1203HD
1995-94	V-6.	A	1,2	K153 ^B	K153HD
	V-8.	A	1,2	K1203 ^F	K1203HD
1993	4 Cyl.	A	1,2	K153 ^B	K153HD
	V-8 W/ AT.	A	1,2	K153 ^B	K153HD
	V-8 W/ MT.	A	1,2	K1203 ^F	K1203HD
1992-87	4 Cyl. W/ AT.	A	1,2	K153 ^B	K153HD
	4 Cyl. W/ MT- W/ 3.500" Yokes [■]	A	1,2	K153 ^B	K153HD
	4 Cyl. W/ MT- W/ 3.875" Yokes [■]	A	1,2	K1203 ^F	K1203HD
	V-8 W/ AT.	A	1,2	K153 ^B	K153HD
	V-8 W/ MT.	A	1,2	K1203 ^F	K1203HD
1986-79	All.	A	1,2	K153 ^B	K153HD
1978-74	All.	A	1	K153 ^B	K153HD
			2	K1201	K1201HD
	<i>- U-Bolt Kit K29458 Fits K1204</i>				
1973-70	W/ 3.500" Yokes [■]	A	1	K153 ^B	K153HD
			2	K1201	K1201HD
	W/ 3.875" Yokes [■]	A	1	K1203 ^F	K1203HD
			2	K1204	K1204HD
	<i>- U-Bolt Kit K29458 Fits K1204</i>				
	<i>- U Bolt Kit K29458 Fits K1204</i>				
1969-68	W/ 200 6 Cyl. Eng.- W/ 3 Spd. MT.	A	1,2	K105	
			1	K153 ^B	K153HD
	W/ 200 6 Cyl. Eng.- W/ 4 Spd. MT or AT.	A	2	K1201	K1201HD
			1	K153 ^B	K153HD
W/ 289, 302 or 351 V-8.	A	1	K153 ^B	K153HD	
		2	K1201	K1201HD	
Year Listing Continues					

⁽⁵⁾ Limited information- Call sales at 800-728-7237 for availability

^B With grease fitting in end of cup use K153-1

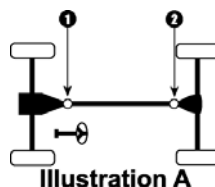
^F With grease fitting in end of cup use K1203-1

[■] Measure Outside Yoke

● Measure
Inside Yoke

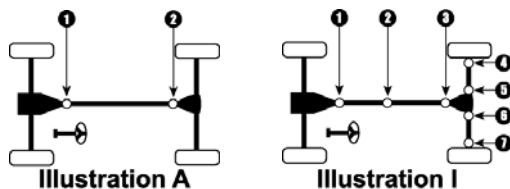


■ Measure
Outside Yoke



Year/ Model	Make	III.	Location	Standard U-Joint	Heavy Duty U-Joint
FORD (cont.)					
MUSTANG (cont.)					
1969-68	W/ 390, 427 or 428 V-8.	A	1	K1203 ^F	K1203HD
			2	K1204	K1204HD
	- U-Bolt Kit K29458 Fits K1204				
	- U Bolt Kit K29458 Fits K1204				
1967	W/ 200 6 Cyl. & AT or 289 V-8.	A	1	K153 ^B	K153HD
			2	K1201	K1201HD
	W/ 200 6 Cyl. & MT.	A	1,2	K105	
	W/ 390 V-8.	A	1	K1203 ^F	K1203HD
			2	K1204	K1204HD
1966-64	200 6 Cyl. W/ AT or 260 or 289 V-8 & Inside Lock Ring. .	A	1	K2011	
			2	K2173	
	200 6 Cyl. W/ AT or 260 or 289 V-8 & Outside Lock Ring.	A	1	K153 ^B	K153HD
			2	K1201	K1201HD
	W/ 170 or 200 6 Cyl. & MT.	A	1,2	K105	
	- U-Bolt Kit K29458 Fits K1204				
MUSTANG II					
1978-74	All.	A	1	K153 ^B	K153HD
			2	K1201	K1201HD
	- U-Bolt Kit K29458 Fits K1204				
PINTO					
1980	All.	A	1,2	K153 ^B	K153HD
1979-71	All.	A	1	K153 ^B	K153HD
			2	K1201	K1201HD
	- U-Bolt Kit K29458 Fits K1204				
TEMPO					
1992-87	All Wheel Drive.	I	1,2,3 4,5,6,7	K443 ^C K458	K443HD K458HD

^B With grease fitting in end of cup use K153-1
^C With grease fitting in end of cup use K443-1
^F With grease fitting in end of cup use K1203-1



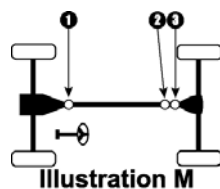
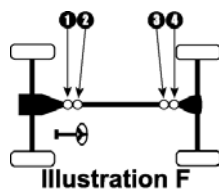
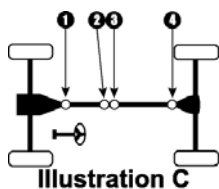
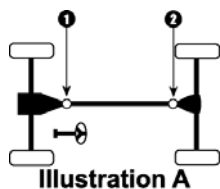
Year/ Model	Make	III.	Location	Standard U-Joint	Heavy Duty U-Joint
FORD (cont.)					
THUNDERBIRD					
2005-02	All.			N/A ⁽⁵⁾	
1997-94	All.	A	1,2	K1203 ^F	K1203HD
1993-91	Exc. Super Coupe & V-8.	A	1,2	K153 ^B	K153HD
	Super Coupe or V-8.	A	1,2	K1203 ^F	K1203HD
1990-89	Exc. Super Coupe.	A	1,2	K153 ^B	K153HD
	Super Coupe.	A	1,2	K1203 ^F	K1203HD
1988-87	Exc. Turbo Coupe W/ 5 Spd. MT.	A	1,2	K153 ^B	K153HD
	Turbo Coupe W/ 5 Spd. MT.	A	1,2	K1203 ^F	K1203HD
1986-83	All.	A	1,2	K153 ^B	K153HD
1982-80	All.	M	1	K153 ^B	K153HD
			2,3	K278	K153HD
<i>- Ball Seat Kit Use 404-0</i>					
1979	W/ "S" Stamped on Slip Yoke.	A	1	K3147 ^E	K3147HD
			2	K1312	
	W/O "S" Stamped on Slip Yoke.	A	1	K1203 ^F	K1203HD
			2	K1204	K1204HD
<i>- U Bolt Kit K29458 Fits K1204</i>					
1978-77	All.	A	1	K1203 ^F	K1203HD
			2	K1204	K1204HD
<i>- U Bolt Kit K29458 Fits K1204</i>					
1976-73	All.	A	1,2	K1203 ^F	K1203HD
1972	All.	A	1	K1203 ^F	K1203HD
			2	K1204	K1204HD
<i>- U Bolt Kit K29458 Fits K1204</i>					
1971-68	All.	F	1,2,3,4	K3147 ^E	K3147HD
<i>- Ball Seat Kit Use 403-0A</i>					
1967	W/ 2 Doors.	A	1	K1203 ^F	K1203HD
			2	K1204	K1204HD
	W/ 4 Doors.	C	1,2,3,4	K1203 ^F	K1203HD
<i>- U Bolt Kit K29458 Fits K1204</i>					
Year Listing Continues					

⁽⁵⁾ Limited information- Call sales at 800-728-7237 for availability

^B With grease fitting in end of cup use K153-1

^E With grease fitting in end of cup use K3147-1

^F With grease fitting in end of cup use K1203-1



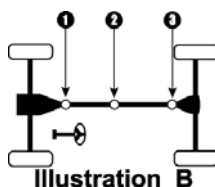
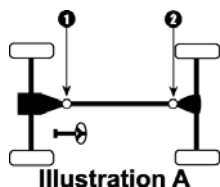
Year/ Model	Make	III.	Location	Standard U-Joint	Heavy Duty U-Joint
FORD (cont.)					
THUNDERBIRD (cont.)					
1966-63	All.	A	1,2	K1203 ^F	K1203HD
HONDA					
CIVIC					
1991-88	All Wheel Drive- W/ Staked-In Type Joints ⁶	B	1,2 3	N/A ⁽⁵⁾ 430-10C	
S2000					
2005-04	All.			N/A ⁽⁵⁾	
2003-00	All.			N/A ⁽⁵⁾	
HYUNDAI					
PONY					
1987-84	All.	A	1,2	K443 ^C	K443HD
STELLAR					
1987-85	All.	A	1,2	K443 ^C	K443HD
INFINITI					
G35					
2005-04	All Wheel Drive- Front Shaft.			N/A ⁽⁵⁾	
	All Wheel Drive- Rear Shaft.			N/A ⁽⁵⁾	
	Rear Wheel Drive.			N/A ⁽⁵⁾	
2003	All.			N/A ⁽⁵⁾	
J30					
1997-93	All.			N/A ⁽⁵⁾	
M30					
1992-90	All.			N/A ⁽⁵⁾	

⁽⁵⁾ Limited information- Call sales at 800-728-7237 for availability

⁶ See "Staked-In Replacement Joints" in the Reference Material

^C With grease fitting in end of cup use K443-1

^F With grease fitting in end of cup use K1203-1



Year/ Model	Make	III.	Location	Standard U-Joint	Heavy Duty U-Joint
INFINITI (cont.)					
M45 2004-03	All.			N/A ⁽⁵⁾	
Q45 2005-02	All.			N/A ⁽⁵⁾	
2001-97	All.			N/A ⁽⁵⁾	
1996-90	W/ Staked-In Type Joints ⁶	I	1,2,3	430-12A	
JAGUAR					
XJ6 1989-88	W/ 3 Bolt Flange W/ Staked-In Type Joints ⁶	I	1,2,3	430-10	
	Wheel Joints.				
LEXUS					
GS300 2004-98	All.			N/A ⁽⁵⁾	
1997-93	All.			N/A ⁽⁵⁾	
GS400 2000-98	All.			N/A ⁽⁵⁾	
GS430 2004-01	All.			N/A ⁽⁵⁾	
IS300 2005-01	AT.			N/A ⁽⁵⁾	
	MT.			N/A ⁽⁵⁾	
LS400 2000-98	All.			N/A ⁽⁵⁾	
1997-95	All.			N/A ⁽⁵⁾	
1994-90	All.			N/A ⁽⁵⁾	

⁽⁵⁾ Limited information- Call sales at 800-728-7237 for availability

⁶ See "Staked-In Replacement Joints" in the Reference Material

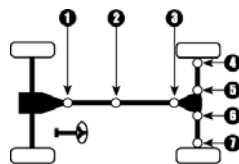


Illustration I

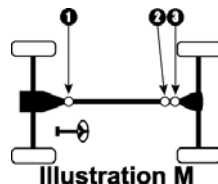
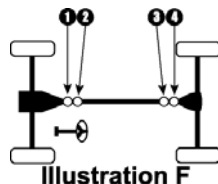
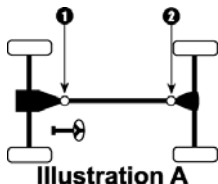
Year/ Model	Make	III.	Location	Standard U-Joint	Heavy Duty U-Joint
LEXUS (cont.)					
LS430 2004-01	All.			N/A ⁽⁵⁾	
SC300 2000-92	All.			N/A ⁽⁵⁾	
SC430 2004-02	All.			N/A ⁽⁵⁾	
LINCOLN					
CONTINENTAL					
1987-82	All.	M	1 2,3	K153 ^B K278	K153HD K153HD
	- Ball Seat Kit Use 404-0				
1981-80	Exc. Trailer Towing Option.	A	1,2	K153 ^B	K153HD
	W/ Trailer Towing Option.	A	1,2	K1203 ^F	K1203HD
1979-78	All.	F	1,2,3,4	K3147 ^E	K3147HD
	- Ball Seat Kit Use 403-0				
1977-63	All.	F	1,2,3,4	K1203 ^F	K1203HD
	- Ball Seat Kit Use 403-0				
1962-61	All.	A	1 2	K153 ^B K134	K153HD K134HD
1960-49	All.	A	1,2	K153 ^B	K153HD
LS 2005-00	All.			N/A ⁽⁵⁾	
MARAUDER 2004-03	All.			N/A ⁽⁵⁾	
MARK SERIES 1998-93	All.	A	1,2	K1203 ^F	K1203HD
	Year Listing Continues				

⁽⁵⁾ Limited information- Call sales at 800-728-7237 for availability

^B With grease fitting in end of cup use K153-1

^E With grease fitting in end of cup use K3147-1

^F With grease fitting in end of cup use K1203-1



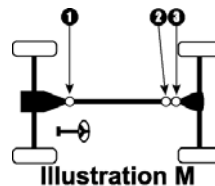
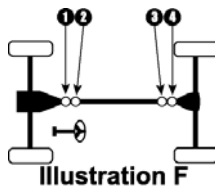
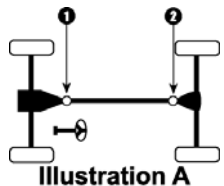
Year/ Model	Make	III.	Location	Standard U-Joint	Heavy Duty U-Joint
LINCOLN (cont.)					
MARK SERIES (cont.)					
1992-88	From 11/87.....	M	1 2,3	K153 ^B K278	K153HD K153HD
1988-84	Thru 10/87.....	M	1 2,3	K153 ^B K278	K153HD K153HD
	<i>- Ball Seat Kit Use 404-0</i>				
1983-80	Exc. Trailer Towing Option.....	A	1,2	K153 ^B	K153HD
	W/ Trailer Towing Option.....	A	1,2	K1203 ^F	K1203HD
1979	All.....	A	1,2	K1203 ^F	K1203HD
1978-77	From 7/77.....	A	1 2	K1203 ^F K1204	K1203HD K1204HD
	<i>- U Bolt Kit K29458 Fits K1204</i>				
1977	Thru 6/77.....	A	1,2	K1203 ^F	K1203HD
1976-73	All.....	A	1,2	K3147 ^E	K3147HD
1972	Mark III.....	F	1,2,3,4	K1203 ^F	K1203HD
	Mark IV.....	A	1 2	K1203 ^F K1204	K1203HD K1204HD
	<i>- Ball Seat Kit Use 403-0A</i>				
	<i>- U Bolt Kit K29458 Fits K1204</i>				
1971-68	All.....	F	1,2,3,4	K1203 ^F	K1203HD
	<i>- Ball Seat Kit Use 403-0A</i>				
TOWN CAR					
2004	Exc. Ultimate L.....	A	1,2	K1203 ^F	K1203HD
	Ultimate L.....			N/A ⁽⁵⁾	
2003-01	Cartier L.....			N/A ⁽⁵⁾	
	Exc. Cartier L.....	A	1,2	K1203 ^F	K1203HD
2000-95	All.....	A	1,2	K1203 ^F	K1203HD
1994-81	Exc. Trailer Towing Option.....	A	1,2	K153 ^B	K153HD
	W/ Trailer Towing Option.....	A	1,2	K1203 ^F	K1203HD

⁽⁵⁾ Limited information- Call sales at 800-728-7237 for availability

^B With grease fitting in end of cup use K153-1

^E With grease fitting in end of cup use K3147-1

^F With grease fitting in end of cup use K1203-1



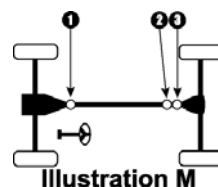
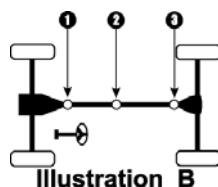
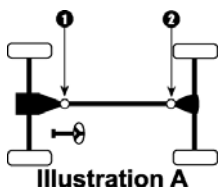
Year/ Model	Make	III.	Location	Standard U-Joint	Heavy Duty U-Joint
LINCOLN (cont.)					
VERSAILLES					
1980-79	All.	M	1 2,3	K153 ^B K278	K153HD K153HD
	- Ball Seat Kit Use 404-0				
1978-77	All.	M	1,2,3	K1203 ^F	K1203HD
	- Ball Seat Kit Use 404-0				
MAZDA					
323					
1989-88	AWD.	A	1,2	K1504	
626					
1982-79	All.	B	1,2,3	K1504	
808					
1977-72	All.	A	1,2	K1504	
929					
1995-92	W/ Staked-In Type Joints ⁶	B	1,2,3	430-11	
1991-90	All.			N/A ⁽⁵⁾	
1200					
1972-71	All.	A	1,2	K1504	
COSMO					
1978-76	All.	A	1,2	K1513	
GLC					
1984-77	All.	A	1,2	K1514	
MX-5 MIATA					
2005-94	All.			N/A ⁽⁵⁾	
1993-90	All.			N/A ⁽⁵⁾	

⁽⁵⁾ Limited information- Call sales at 800-728-7237 for availability

⁶ See "Staked-In Replacement Joints" in the Reference Material

^B With grease fitting in end of cup use K153-1

^F With grease fitting in end of cup use K1203-1

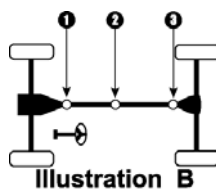
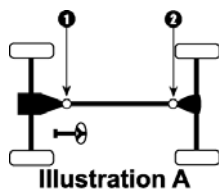


Year/ Model	Make	III.	Location	Standard U-Joint	Heavy Duty U-Joint
MAZDA (cont.)					
PROTEGE					
1991-90	All Wheel Drive.			N/A ⁽⁵⁾	
RX-2					
1974-71	All.	A	1,2	K1504	
RX-3					
1978-72	All.	A	1,2	K1504	
RX-4					
1978-74	All.	B	1,2,3	K1513	
RX-7					
1991-84	W/ Staked-In Type Joints- W/ Turbo ⁶	A	1,2	430-11	
	W/ Staked-In Type Joints- Exc. Turbo ⁶	A	1,2	430-10A	
1983-79	All.	A	1,2	K1504	
RX-8					
2005-04	All.			N/A ⁽⁵⁾	
MERCURY					
BOBCAT					
1980	All.	A	1,2	K153 ^B	K153HD
1979-75	All.	A	1	K153 ^B	K153HD
			2	K1201	K1201HD
	<i>- U-Bolt Kit K29458 Fits K1204</i>				
CAPRI					
1987-79	All.	A	1,2	K153 ^B	K153HD
COMET					
1978-71	All.	A	1	K153 ^B	K153HD
			2	K1201	K1201HD
	<i>- U-Bolt Kit K29458 Fits K1204</i>				
Year Listing Continues					

⁽⁵⁾ Limited information- Call sales at 800-728-7237 for availability

⁶ See "Staked-In Replacement Joints" in the Reference Material

^B With grease fitting in end of cup use K153-1

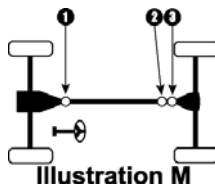
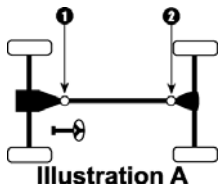


Year/ Model	Make	Ill.	Location	Standard U-Joint	Heavy Duty U-Joint
MERCURY (cont.)					
COMET (cont.)					
1970-68	W/ 200 or 250 6 Cyl. or 289 V-8.	A	1	K153 ^B	K153HD
			2	K1201	K1201HD
	W/ V-8 Eng. Exc. 289.	A	1	K1203 ^F	K1203HD
			2	K1204	K1204HD
	<i>- U Bolt Kit K29458 Fits K1204</i>				
1967-66	W/ 200 6 Cyl. or 289 V-8.	A	1	K153 ^B	K153HD
			2	K1201	K1201HD
	W/ 390 or 427 V-8.	A	1	K1203 ^F	K1203HD
			2	K1204	K1204HD
	<i>- U-Bolt Kit K29458 Fits K1204</i>				
	<i>- U Bolt Kit K29458 Fits K1204</i>				
1965	W/ AT.	A	1	K153 ^B	K153HD
			2	K1201	K1201HD
	W/ MT.	A	1,2	K105	
	<i>- U-Bolt Kit K29458 Fits K1204</i>				
1964-63	W/ 144, 170 or 200 6 Cyl..	A	1,2	K105	
	W/ 260 or 289 V-8.	A	1	K153 ^B	K153HD
			2	K1201	K1201HD
	<i>- U-Bolt Kit K29458 Fits K1204</i>				
1962-60	All.	A	1,2	K105	
COUGAR and XR7					
1997-94	All.	A	1,2	K1203 ^F	K1203HD
1993-89	Exc. XR7.	A	1,2	K153 ^B	K153HD
	XR7.	A	1,2	K1203 ^F	K1203HD
1988-83	All.	A	1,2	K153 ^B	K153HD
1982-80	All.	M	1	K153 ^B	K153HD
			2,3	K278	K153HD
	<i>- Ball Seat Kit Use 404-0</i>				
1979	W/ "S" Stamped on Slip Yoke.	A	1	K3147 ^E	K3147HD
			2	K1312	
Year Listing Continues					

^B With grease fitting in end of cup use K153-1

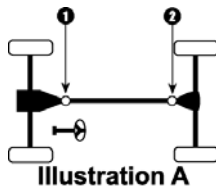
^E With grease fitting in end of cup use K3147-1

^F With grease fitting in end of cup use K1203-1



Year/ Model	Make	III.	Location	Standard U-Joint	Heavy Duty U-Joint
MERCURY (cont.)					
COUGAR and XR7 (cont.)					
1979	W/O "S" Stamped on Slip Yoke.	A	1	K1203 ^F	K1203HD
			2	K1204	K1204HD
<i>- U Bolt Kit K29458 Fits K1204</i>					
1978-77	All.	A	1	K1203 ^F	K1203HD
			2	K1312	
<i>- U-Bolt Kit K29458 Fits K1204</i>					
1976-75	Exc. 351 V-8 & C4 AT.	A	1	K1203 ^F	K1203HD
			2	K1204	K1204HD
	W/ 351 V-8 & C4 AT.	A	1	K1203 ^F	K1203HD
			2	K1201	K1201HD
<i>- U Bolt Kit K29458 Fits K1204</i>					
<i>- U-Bolt Kit K29458 Fits K1204</i>					
1974	All.	A	1	K1203 ^F	K1203HD
			2	K1204	K1204HD
<i>- U Bolt Kit K29458 Fits K1204</i>					
1973	All.	A	1	K153 ^B	K153HD
			2	K1201	K1201HD
<i>- U-Bolt Kit K29458 Fits K1204</i>					
1972-71	Exc. 351 or 429 V-8 or 4 Spd. MT.	A	1	K153 ^B	K153HD
			2	K1201	K1201HD
	W/ 351, 428 or 429 V-8 or 4 Spd. MT.	A	1	K1203 ^F	K1203HD
			2	K1204	K1204HD
<i>- U-Bolt Kit K29458 Fits K1204</i>					
<i>- U Bolt Kit K29458 Fits K1204</i>					
1970-69	W/ Boss 302, 390, 428 or 429 V-8.	A	1	K1203 ^F	K1203HD
			2	K1204	K1204HD
	W/ Std. 302 or 351 V-8 or 250 6 Cyl.	A	1	K153 ^B	K153HD
			2	K1201	K1201HD
<i>- U Bolt Kit K29458 Fits K1204</i>					
<i>- U-Bolt Kit K29458 Fits K1204</i>					
Year Listing Continues					

^B With grease fitting in end of cup use K153-1
^F With grease fitting in end of cup use K1203-1



Year/ Model	Make		III. Location	Standard U-Joint	Heavy Duty U-Joint
MERCURY (cont.)					
COUGAR and XR7 (cont.)					
1968-67	W/ 289 or 302 V-8.	A	1	K153 ^B	K153HD
			2	K1201	K1201HD
	W/ 390, 427 or 428 V-8.	A	1	K1203 ^F	K1203HD
			2	K1204	K1204HD
	- U-Bolt Kit K29458 Fits K1204				
	- U Bolt Kit K29458 Fits K1204				
FULL-SIZE Inc- Brougham, Marquis, Grand Marquis, Monterey and Wagon					
2005-03	All.			N/A ⁽⁵⁾	
2002-95	All.	A	1,2	K1203 ^F	K1203HD
1994-90	Exc. Trailer Towing Option & Police.	A	1,2	K153 ^B	K153HD
	W/ Trailer Towing Option & Police.	A	1,2	K1203 ^F	K1203HD
1989-82	Exc. Trailer Towing Option.	A	1,2	K153 ^B	K153HD
	W/ Trailer Towing Option.	A	1,2	K1203 ^F	K1203HD
1981-79	Exc. Towing Option & Police.	A	1,2	K153 ^B	K153HD
	W/ Towing Option & Police.	A	1,2	K1203 ^F	K1203HD
1978-77	W/ 3.500" Yokes [■]	A	1	K153 ^B	K153HD
			2	K1201	K1201HD
	W/ 3.875" Yokes [■]	A	1	K1203 ^F	K1203HD
			2	K1204	K1204HD
	- U-Bolt Kit K29458 Fits K1204				
	- U Bolt Kit K29458 Fits K1204				
1976-66	All.	A	1	K1203 ^F	K1203HD
			2	K1204	K1204HD
	- U Bolt Kit K29458 Fits K1204				
1965	W/ 3.500" Yokes [■]	A	1	K153 ^B	K153HD
			2	K1201	K1201HD
	W/ 3.875" Yokes [■]	A	1	K1203 ^F	K1203HD
			2	K1204	K1204HD
	- U-Bolt Kit K29458 Fits K1204				
	- U Bolt Kit K29458 Fits K1204				
Year Listing Continues					

⁽⁵⁾ Limited information- Call sales at 800-728-7237 for availability

^B With grease fitting in end of cup use K153-1

^F With grease fitting in end of cup use K1203-1

[■] Measure Outside Yoke

● Measure
Inside Yoke



■ Measure
Outside Yoke

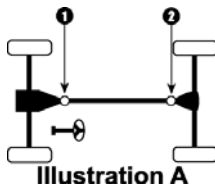


Illustration A

Year/ Model	Make	III.	Location	Standard U-Joint	Heavy Duty U-Joint
MERCURY (cont.)					
FULL-SIZE Inc- Brougham, Marquis, Grand Marquis, Monterey and Wagon (cont.)					
1964	All.	A	1	K1203 ^F	K1203HD
			2	K1204	K1204HD
<i>- U Bolt Kit K29458 Fits K1204</i>					
1963	Exc. W/ 390 or 427 V-8.	A	1	K1200	K1200HD
			2	K1201	K1201HD
	W/ 390 or 427 V-8.	A	1	K1203 ^F	K1203HD
			2	K1204	K1204HD
<i>- U-Bolt Kit K29458 Fits K1204</i>					
<i>- U Bolt Kit K29458 Fits K1204</i>					
1962-61	All.	A	1	K1200	K1200HD
			2	K1201	K1201HD
<i>- U-Bolt Kit K29458 Fits K1204</i>					
1960	W/ 312 V-8.	A	1,2	K153 ^B	K153HD
	W/ 383 or 430 V-8.	A	1	K153 ^B	K153HD
1959-55	All.	A	2	K134	K134HD
			1,2	K153 ^B	K153HD
MARAUDER					
2004-03	All.			N/A ⁽⁵⁾	
MONARCH					
1980-79	All.	A	1	K153 ^B	K153HD
			2	K1201	K1201HD
1978-75	W/ 3.875" Yokes [■]	A	1	K1203 ^F	K1203HD
			2	K1204	K1204HD
	W/ 3.500" Yokes [■]	A	1	K153 ^B	K153HD
			2	K1201	K1201HD
<i>- U Bolt Kit K29458 Fits K1204</i>					
<i>- U-Bolt Kit K29458 Fits K1204</i>					

⁽⁵⁾ Limited information- Call sales at 800-728-7237 for availability

^B With grease fitting in end of cup use K153-1

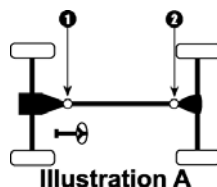
^F With grease fitting in end of cup use K1203-1

[■] Measure Outside Yoke

● Measure Inside Yoke



■ Measure Outside Yoke



Year/ Model	Make	III.	Location	Standard U-Joint	Heavy Duty U-Joint
MERCURY (cont.)					
MONTEGO					
2005	All.			N/A ⁽⁵⁾	
1976-75	W/ 351 V-8 & 2 Barrel Carb.	A	1	K153 ^B	K153HD
			2	K1201	K1201HD
	W/ 351 V-8 & 4 Barrel Carb. or 400 V-8.	A	1	K1203 ^F	K1203HD
			2	K1201	K1201HD
	W/ 460 V-8.	A	1	K1203 ^F	K1203HD
			2	K1204	K1204HD
- U-Bolt Kit K29458 Fits K1204					
- U Bolt Kit K29458 Fits K1204					
1974-67	W/ 3.500" Yokes [■]	A	1	K153 ^B	K153HD
			2	K1201	K1201HD
	W/ 3.875" Yokes [■]	A	1	K1203 ^F	K1203HD
			2	K1204	K1204HD
- U-Bolt Kit K29458 Fits K1204					
- U Bolt Kit K29458 Fits K1204					
TOPAZ					
1991-87	All Wheel Drive.	I	1,2,3 4,5,6,7	K443 ^C K458	K443HD K458HD
ZEPHYR					
1984-78	All.	A	1,2	K153 ^B	K153HD

MERKUR

SCORPIO					
1989-88	W/ Staked-In Type Joints ⁶	B	1,2,3	430-10B	

⁽⁵⁾ Limited information- Call sales at 800-728-7237 for availability

⁶ See "Staked-In Replacement Joints" in the Reference Material

^B With grease fitting in end of cup use K153-1

^C With grease fitting in end of cup use K443-1

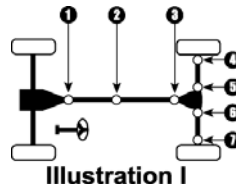
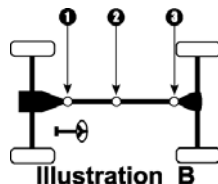
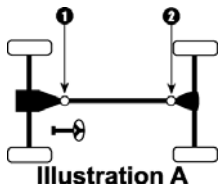
^F With grease fitting in end of cup use K1203-1

[■] Measure Outside Yoke

● Measure
Inside Yoke



■ Measure
Outside Yoke

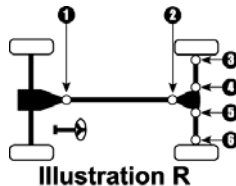
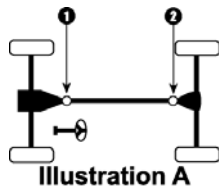


Year/ Model	Make	III.	Location	Standard U-Joint	Heavy Duty U-Joint
MG					
MGB, MGB-GT and MIDGET					
1981-50	W/ .938 bearing diameter.	A	1,2	K111	
	W/ 1.063 bearing diameter.	A	1,2	K153 ^B	K153HD
MITSUBISHI					
3000GT					
1999-91	May use Staked-In Style Joints.			N/A ⁽⁵⁾	
ECLIPSE					
1999-90	All.			N/A ⁽⁵⁾	
EXPO					
1995-92	All Wheel Drive.			N/A ⁽⁵⁾	
GALANT					
1992-90	All.			N/A ⁽⁵⁾	
STARION					
1989-83	All.	A	1,2	K1516	
NISSAN					
200SX					
1988-84	W/ Staked-In Type Joints ⁶	A	1,2	430-10	
1983-78	W/ Staked-In Type Joints ⁶	R	1,2 3,4,5,6	430-10 K1505	
240SX					
1998	All.			N/A ⁽⁵⁾	
1997	from 3/97.			N/A ⁽⁵⁾	
	thru 2/97- W/ Staked-In Type Joints ⁶	A	1,2	430-10	
1996-89	W/ Staked-In Type Joints ⁶	A	1,2	430-10	

⁽⁵⁾ Limited information- Call sales at 800-728-7237 for availability

⁶ See "Staked-In Replacement Joints" in the Reference Material

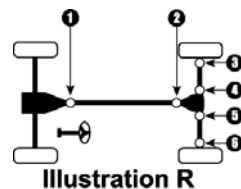
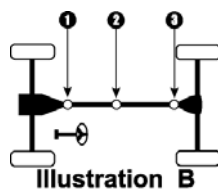
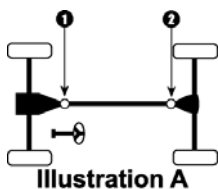
^B With grease fitting in end of cup use K153-1



Year/ Model	Make	III.	Location	Standard U-Joint	Heavy Duty U-Joint
NISSAN (cont.)					
240Z					
1983-78	Exc. Turbo- W/ Staked-In Type Joints ⁶	R	1,2 3,4,5,6	430-10 K1505	
1977-71	All.	R	1,2 3,4,5,6	K1501 K1505	
280Z					
1983-78	Exc. Turbo- W/ Staked-In Type Joints ⁶	R	1,2 3,4,5,6	430-10 K1505	
1977-71	All.	R	1,2 3,4,5,6	K1501 K1505	
280ZX					
1984-78	Exc. Turbo- W/ Staked-In Type Joints ⁶	R	1,2 3,4,5,6	430-10 K1505	
300ZX					
1996-90	Exc. Twin Turbo— W/ Staked-In Type Joints ⁶	B	1 2,3	N/A ⁽⁵⁾ 430-12	
	Twin Turbo— W/ Staked-In Type Joints ⁶	B	1 2,3	N/A ⁽⁵⁾ 430-12A	
1989-84	W/ Staked-In Type Joints ⁶	B	1,2,3	430-11A	
350Z					
2005-03	All.			N/A ⁽⁵⁾	
510					
1979-77	All.	A	1,2	K1501	
1973-68	All.	R	1,2 3,4,5,6	K1501 K1505	
610					
Year Listing Continues					

⁽⁵⁾ Limited information- Call sales at 800-728-7237 for availability

⁶ See "Staked-In Replacement Joints" in the Reference Material



Year/ Model	Make	III.	Location	Standard U-Joint	Heavy Duty U-Joint
NISSAN (cont.)					
610 (cont.)					
1977-73	All.....	R	1,2 3,4,5,6	K1501 K1505	
710					
1977-74	All.....	A	1,2	K1501	
810, 810 MAXIMA					
1980-77	W/ Staked-In Type Joints ⁶	R	1,2 3,4,5,6	430-10 K1505	
B110 (1200)					
1976-66	W/ Inside Lock Rings.....	A	1,2	K1500	
	W/ Staked-In Type Joints ⁶	A	1,2	430-9	
B210					
1985-74	W/ Staked-In Type Joints ⁶	A	1,2	430-9	
SENTRA					
1990-89	All Wheel Drive.....			N/A ⁽⁵⁾	

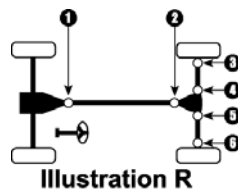
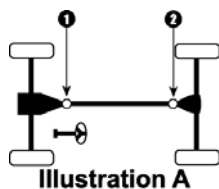
OLDSMOBILE					
CUTLASS, 442, F85 and VISTA CRUISER WAGON					
1988-82	W/ Inside Lock Rings.....	A	1,2	K3147 ^E	K3147HD
	W/ Outside Lock Rings.....	A	1,2	K178	K178HD
	<i>- Clamp Kit K27048 Fits K3147</i>				
1981-71	All.....	A	1,2	K3147 ^E	K3147HD
	<i>- Clamp Kit K27048 Fits K3147</i>				
1970-68	Exc. 425 or 455 V-8.....	A	1,2	K3147 ^E	K3147HD
	W/ 425 or 455 V-8.....	A	1	K1203 ^F	K1203HD
			2	K1204	K1204HD
1967-66	W/ Inside Lock Rings.....	A	1,2	K3147 ^E	K3147HD
	W/ Outside Lock Rings.....	A	1,2	K178	K178HD
Year Listing Continues					

⁽⁵⁾ Limited information- Call sales at 800-728-7237 for availability

⁶ See "Staked-In Replacement Joints" in the Reference Material

^E With grease fitting in end of cup use K3147-1

^F With grease fitting in end of cup use K1203-1



Year/ Model	Make	Ill.	Location	Standard U-Joint	Heavy Duty U-Joint
----------------	------	------	----------	---------------------	-----------------------

OLDSMOBILE (cont.)

CUTLASS, 442, F85 and VISTA CRUISER WAGON (cont.)

1965	Exc. Turbo Hydra-matic AT.	A	1,2	K3147 ^E	K3147HD
	W/ Turbo Hydra-matic AT.	A	1	K1203 ^F	K1203HD
			2	K212	
1964	All.	A	1,2	K3147 ^E	K3147HD
1963-61	Exc. F85.	B	1,2,3	K3147 ^E	K3147HD
	F85.	C	1,2,3,4	K2011	

EIGHTY-EIGHT and CUSTOM CRUISER WAGON

1994-86	All. - Clamp Kit K27048 Fits K3147	A	1,2	K3147 ^E	K3147HD
1985	All. - Clamp Kit K27048 Fits K3147	A	1,2	K3147 ^E	K3147HD
1984-82	W/ Inside Lock Rings.	A	1,2	K3147 ^E	K3147HD
	W/ Outside Lock Rings. - Clamp Kit K27048 Fits K3147	A	1,2	K178	K178HD
1981-80	All. - Clamp Kit K27048 Fits K3147	A	1,2	K3147 ^E	K3147HD
1979-73	W/ 2 Joint Shaft.	A	1,2	K3147 ^E	K3147HD
	W/ C.V. Head at Diff. - Clamp Kit K27048 Fits K3147 - Ball Seat Kit Use 403-0	M	1,2,3	K3147 ^E	K3147HD
1972-71	W/ 2 Joint Shaft.	A	1,2	K3147 ^E	K3147HD
	W/ C.V. Head at Diff. - Clamp Kit K27048 Fits K3147 - Ball Seat Kit Use 403-0A	M	1,2,3	K3147 ^E	K3147HD
1970-68	Exc. 425 or 455 V-8.	A	1,2	K3147 ^E	K3147HD
	W/ 425 of 455 V-8.	A	1	K1203 ^F	K1203HD
			2	K1204	K1204HD
1967-66	W/ Inside Lock Rings.	A	1,2	K3147 ^E	K3147HD
	W/ Outside Lock Rings.	A	1,2	K178	K178HD

Year Listing Continues

^E With grease fitting in end of cup use K3147-1

^F With grease fitting in end of cup use K1203-1

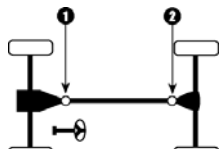


Illustration A

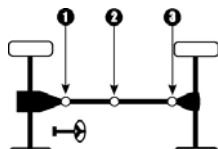


Illustration B

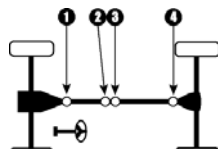


Illustration C

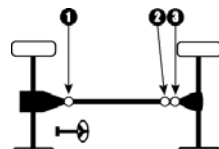
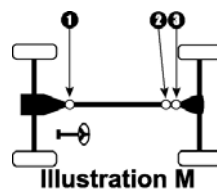
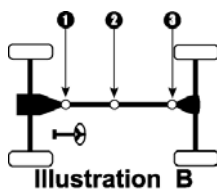
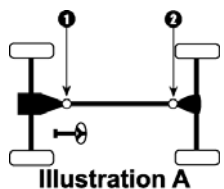


Illustration M

Year/ Model	Make	III.	Location	Standard U-Joint	Heavy Duty U-Joint
OLDSMOBILE (cont.)					
EIGHTY-EIGHT and CUSTOM CRUISER WAGON (cont.)					
1965	Exc. Turbo Hydra-matic AT.	A	1,2	K3147 ^E	K3147HD
	W/ Turbo Hydra-matic AT.	A	1	K1203 ^F	K1203HD
			2	K1204	K1204HD
1964	All.	A	1,2	K3147 ^E	K3147HD
1963-61	W/ Inside Lock Rings.	A	1,2	K3147 ^E	K3147HD
	W/ Outside Lock Rings.	A	1	K178	K178HD
			2	K3022	
1960-59	W/ Inside Lock Rings.	B	1,2,3	K3147 ^E	K3147HD
	W/ Outside Lock Rings.	B	1,2	K153 ^B	K153HD
			3	K3022	
1958-57	W/ Inside Lock Rings.	B	1,2,3	K3147 ^E	K3147HD
	W/ Outside Lock Rings.	B	1,3	K3022	
			2	K153 ^B	K153HD
NINETY-EIGHT					
1984-82	W/ Inside Lock Rings.	A	1,2	K3147 ^E	K3147HD
	W/ Outside Lock Rings.	A	1,2	K178	K178HD
	- Clamp Kit K27048 Fits K3147				
1981-71	W/ 2 Joint Shaft.	A	1,2	K3147 ^E	K3147HD
	W/ C.V. Head at Diff.	M	1,2,3	K3147 ^E	K3147HD
	- Clamp Kit K27048 Fits K3147				
	- Ball Seat Kit Use 403-0 (All 73-81 Models)				
	- Ball Seat Kit Use 403-0A (All 71-72 Models)				
1970-68	Exc. 425 or 455 V-8.	A	1,2	K3147 ^E	K3147HD
	W/ 425 or 455 V-8.	A	1	K1203 ^F	K1203HD
			2	K1204	K1204HD
1967-66	W/ Inside Lock Rings.	A	1,2	K3147 ^E	K3147HD
	W/ Outside Lock Rings.	A	1,2	K178	K178HD
1965	Exc. Turbo Hydra-matic AT.	A	1,2	K3147 ^E	K3147HD
Year Listing Continues					

^B With grease fitting in end of cup use K153-1
^E With grease fitting in end of cup use K3147-1
^F With grease fitting in end of cup use K1203-1



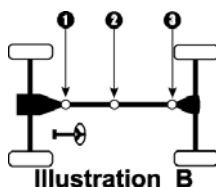
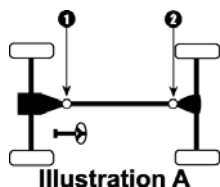
Year/ Model	Make	Ill.	Location	Standard U-Joint	Heavy Duty U-Joint
OLDSMOBILE (cont.)					
NINETY-EIGHT (cont.)					
1965	W/ Turbo Hydra-matic AT.	A	1	K1203 ^F	K1203HD
			2	K1204	K1204HD
1964	All.	A	1,2	K3147 ^E	K3147HD
1963-61	W/ Inside Lock Rings.	A	1,2	K3147 ^E	K3147HD
	W/ Outside Lock Rings.	A	1	K153 ^B	K153HD
			2	K3022	
1960-59	W/ Inside Lock Rings.	B	1,2,3	K3147 ^E	K3147HD
	W/ Outside Lock Rings.	B	1,2	K153 ^B	K153HD
			3	K3022	
1958-57	W/ Inside Lock Rings.	B	1,2,3	K3147 ^E	K3147HD
	W/ Outside Lock Rings.	B	1,3	K3022	
			2	K153 ^B	K153HD
OMEGA					
1979-77	All.	A	1,2	K153 ^B	K153HD
1976	Exc. 5 Spd. MT.	A	1,2	K153 ^B	K153HD
	W/ 5 Spd. MT.	A	1,2	K3147 ^E	K3147HD
	- Clamp Kit K27048 Fits K3147				
1975-73	All.	A	1,2	K153 ^B	K153HD
SILHOUETTE					
2004-02	All Wheel Drive.			N/A ⁽⁵⁾	
STARFIRE					
1980-77	All.	A	1,2	K153 ^B	K153HD
	- U Bolt Kit K29428 Fits K153				
1976	Exc. 5 Spd. MT.	A	1,2	K153 ^B	K153HD
	W/ 5 Spd. MT.	A	1,2	K3147 ^E	K3147HD
	- U Bolt Kit K29428 Fits K153				
	- Clamp Kit K27048 Fits K3147				
1975	All.	A	1,2	K153 ^B	K153HD
	- U Bolt Kit K29428 Fits K153				
Year Listing Continues					

⁽⁵⁾ Limited information- Call sales at 800-728-7237 for availability

^B With grease fitting in end of cup use K153-1

^E With grease fitting in end of cup use K3147-1

^F With grease fitting in end of cup use K1203-1

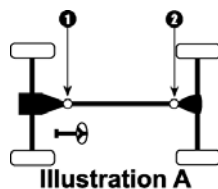


Year/ Model	Make	Ill.	Location	Standard U-Joint	Heavy Duty U-Joint
OLDSMOBILE (cont.)					
STARFIRE (cont.)					
1966	W/ Inside Lock Rings.	A	1,2	K3147 ^E	K3147HD
	W/ Outside Lock Rings.	A	1,2	K178	K178HD
1965	Exc. Turbo Hydra-matic AT.	A	1,2	K3147 ^E	K3147HD
	W/ Turbo Hydra-matic AT.	A	1	K1203 ^F	K1203HD
			2	K1204	K1204HD
1964	All.	A	1,2	K3147 ^E	K3147HD
1963-61	W/ Inside Lock Rings.	A	1,2	K3147 ^F	K3147HD
	W/ Outside Lock Rings.	A	1	K153 ^B	K153HD
			2	K3022	

PLYMOUTH

ARROW, FIRE ARROW					
1980-79	W/ 1600cc Engine (Arrow).	A	1,2	K1503	
	W/ 2600cc Engine (Fire Arrow).	A	1,2	K1516	
1978-74	All.	A	1,2	K1503	
BARRACUDA					
1974-73	All.	A	1,2	K1306 ^A	K1306HD
	<i>- Clamp Kit K27038 Fits K1306</i>				
1972-68	W/ 2.125" Yokes*.	A	1,2	K1306 ^A	K1306HD
	W/ 2.625" Yokes*.	A	1,2	K1309	K1309HD
	<i>- Clamp Kit K27038 Fits K1306</i>				
1967-64	All.	A	1,2	K1306 ^A	K1306HD
	<i>- Clamp Kit K27038 Fits K1306</i>				
CRICKET					
1974-71	All.	A	1,2	K111	
DUSTER, SCAMP, VALIANT and VOLARE					
1981-66	W/ 2.125" Yokes*.	A	1,2	K1306 ^A	K1306HD
	W/ 2.625" Yokes*.	A	1,2	K1309	K1309HD
	<i>- Clamp Kit K27038 Fits K1306</i>				
Year Listing Continues					

^A With grease fitting in end of cup use K1306-1
^B With grease fitting in end of cup use K153-1
^E With grease fitting in end of cup use K3147-1
^F With grease fitting in end of cup use K1203-1
 • Measure Inside Yoke

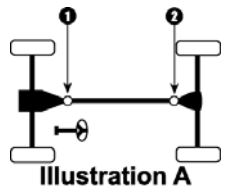


Year/ Model	Make	III.	Location	Standard U-Joint	Heavy Duty U-Joint
----------------	------	------	----------	---------------------	-----------------------

PLYMOUTH (cont.)

DUSTER, SCAMP, VALIANT and VOLARE (cont.)					
1965-60	Pos. 1 is Pot Type W/O Body.	A	1	K1407	
			2	K1306 ^A	K1306HD
FULL-SIZE Inc- Belvedere, Fury, Gran Fury, GTX, Road Runner, Satellite and VIP					
1989-79	All.	A	1,2	K1306 ^A	K1306HD
	<i>- Clamp Kit K27038 Fits K1306</i>				
1978-68	W/ 2.125" Yokes [•]	A	1,2	K1306 ^A	K1306HD
	W/ 2.625" Yokes [•]	A	1,2	K1309	K1309HD
	<i>- Clamp Kit K27038 Fits K1306</i>				
1967-66	W/ 225 6 Cyl., 273, 318 or 383 V-8.	A	1,2	K1306 ^A	K1306HD
	W/ 426 or 440 V-8 & Inside Lock Rings.	A	1,2	K1309	K1309HD
	W/ 426 or 440 V-8 & Outside Lock Rings.	A	1,2	K1203 ^F	K1203HD
1965	W/ 225 6 Cyl. or 273 V-8- Pos. 1 is Pot Type W/O Body.	A	1	K1407	
			2	K1306 ^A	K1306HD
	W/ 318, 383, or 426 V-8 & AT.	A	1,2	K1306 ^A	K1306HD
	W/ 318, 383, or 426 V-8 & MT- Pos. 1 is Pot Type W/O Body.	A	2	K1306 ^A	K1306HD
	W/ AT (Police & Taxi).	A	1,2	K1405	
1964-63	W/ 225 6 Cyl.- Pos. 1 is Pot Type W/O Body.	A	1	K1407	
			2	K1306 ^A	K1306HD
	W/ 318, 383, or 426 V-8- Pos. 1 is Pot Type W/O Body.	A	1	K1405	
			2	K1306 ^A	K1306HD
1962-58	W/ Powerflite AT or MT- Pos. 1 is Pot Type W/O Body.	A	1	K1407	
			2	K1306 ^A	K1306HD
	W/ Torqueflite AT- Pos. 1 is Pot Type W/O Body.	A	1	K1405	
			2	K1306 ^A	K1306HD
1959-58	W/ 230 6 Cyl.- Pos. 1 is Pot Type W/O Body.	A	1	K1407	
			2	K1306 ^A	K1306HD
Year Listing Continues					

^A With grease fitting in end of cup use K1306-1
^F With grease fitting in end of cup use K1203-1
[•] Measure Inside Yoke



Year/ Model	Make	III.	Location	Standard U-Joint	Heavy Duty U-Joint
PLYMOUTH (cont.)					
FULL-SIZE Inc- Belvedere, Fury, Gran Fury, GTX, Road Runner, Satellite and VIP (cont.)					
1959-58	W/ 318 or 350 V-8- Pos. 1 is Pot Type W/O Body.	A	1 2	K1405 K1306 ^A	K1306HD
1957	W/ Powerflite AT or MT- Pos. 1 is Pot Type W/O Body. .	A	1	K1407	
	W/ Torqueflite AT- Pos. 1 is Pot Type W/O Body.	A	1	K1405	
PROWLER					
2002-97	All.			N/A ⁽⁵⁾	
SAPORO					
1983-81	W/ AT.	B	1,2,3	K1503	
	W/ MT.	B	1,2,3	K1516	
1980-78	All.	A	1,2	K1516	
VOYAGER					
2000-96	All Wheel Drive.			N/A ⁽⁵⁾	
1995-91	All Wheel Drive- Using High Speed Boot ⁹			N/A ⁽⁵⁾	
PONTIAC					
6000					
1990-89	All Wheel Drive- Front Joint Uses High Speed Boots ⁹ . . .	C	1 2,3 4	421-80 ^D K443 ^C K350	K443HD
ASTRE and SUNBIRD (ACADIAN See T-1000)					
1981-75	All. <i>- U Bolt Kit K29428 Fits K153</i>	A	1,2	K153 ^B	K153HD
AZTEK					
2004-01	All Wheel Drive.			N/A ⁽⁵⁾	

⁽⁵⁾ Limited information- Call sales at 800-728-7237 for availability

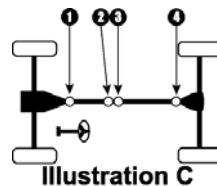
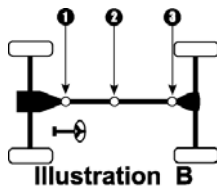
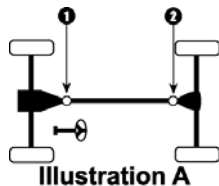
⁹ See "High Speed Boot Kits" in the Reference Materials

^A With grease fitting in end of cup use K1306-1

^B With grease fitting in end of cup use K153-1

^C With grease fitting in end of cup use K443-1

^D See "C.V. Joint Information" in the Reference Materials



Year/ Model	Make	III.	Location	Standard U-Joint	Heavy Duty U-Joint
PONTIAC (cont.)					
BONNEVILLE (RWD), CATALINA, EXECUTIVE, GRAND VILLE, PARISIENNE, SAFARI					
1993-85	All.	A	1,2	K3147 ^E	K3147HD
	<i>- Clamp Kit K27048 Fits K3147</i>				
1984-82	W/ Inside Lock Rings.	A	1,2	K3147 ^E	K3147HD
	W/ Outside Lock Rings.	A	1,2	K178	K178HD
1981-71	W/ 2 Joint Shaft.	A	1,2	K3147 ^E	K3147HD
	W/ C.V. Head at Diff.	M	1,2,3	K3147 ^E	K3147HD
	<i>- Ball Seat Kit Use 403-0 (All 73-81 Models)</i>				
	<i>- Ball Seat Kit Use 403-0A (All 71-72 Models)</i>				
1970-61	All.	A	1,2	K3147 ^E	K3147HD
1960-58	All.	B	1,2,3	K3147 ^E	K3147HD
1957-56	All.	A	1,2	K3147 ^E	K3147HD
1955-54	All.	A	1	K2011	
			2	K2031	
1953	Exc. W/ Powerglide.	A	1	K2011	
			2	K2031	
	W/ Powerglide.	A	1,2	K153 ^B	K153HD
1952-41	All.	A	1	K2011	
			2	K2031	
FIREBIRD					
2002-93	W/ V-6 Engine- Middle Joint W/ High Speed Boots ⁹	B	1,3	K3147 ^E	K3147HD
			2	421-80C ^D	
	W/ V-8 Engine.	A	1,2	K3147 ^E	K3147HD
	<i>- Boot Kit Use 421-21C</i>				
	<i>- Clamp Kit K27048 Fits K3147</i>				
1992-88	W/ Aluminum Drive Shaft ²	A	1	K467A	
			2	K544A	
	W/ Steel Drive Shaft.	A	1,2	K3147 ^E	K3147HD
	<i>- Clamp Kit K27048 Fits K3147</i>				
1987-85	All.	A	1,2	K3147 ^E	K3147HD
	<i>- Clamp Kit K27048 Fits K3147</i>				
Year Listing Continues					

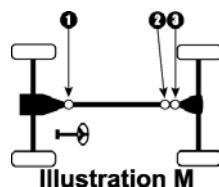
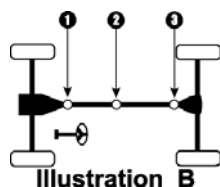
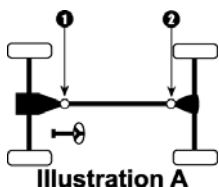
² See "Aluminum Joints" in the Reference Materials

⁹ See "High Speed Boot Kits" in the Reference Materials

^B With grease fitting in end of cup use K153-1

^D See "C.V. Joint Information" in the Reference Materials

^E With grease fitting in end of cup use K3147-1

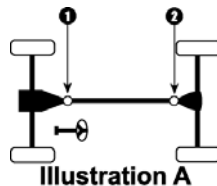


Year/ Model	Make	III.	Location	Standard U-Joint	Heavy Duty U-Joint
PONTIAC (cont.)					
FIREBIRD (cont.)					
1984-82	W/ Inside Lock Rings.	A	1,2	K3147 ^E	K3147HD
	W/ Outside Lock Rings.	A	1,2	K178	K178HD
	<i>- Clamp Kit K27048 Fits K3147</i>				
1981-75	All.	A	1,2	K3147 ^E	K3147HD
	<i>- Clamp Kit K27048 Fits K3147</i>				
1974-69	All.	A	1,2	K153 ^B	K153HD
	<i>- U Bolt Kit K29428 Fits K153</i>				
1968-67	Exc. Turbo Hydra-matic AT.	A	1,2	K153 ^B	K153HD
	W/ Turbo Hydra-matic AT.	A	1	K3147 ^E	K3147HD
			2	K212	
	<i>- U Bolt Kit K29428 Fits K153</i>				
GRAND AM					
1984-73	All.	A	1,2	K3147 ^E	K3147HD
	<i>- Clamp Kit K27048 Fits K3147</i>				
GRAND PRIX					
1987-85	All.	A	1,2	K3147 ^E	K3147HD
	<i>- Clamp Kit K27048 Fits K3147</i>				
1984-82	W/ Inside Lock Rings.	A	1,2	K3147 ^E	K3147HD
	W/ Outside Lock Rings.	A	1,2	K178	K178HD
	<i>- Clamp Kit K27048 Fits K3147</i>				
1981-63	All.	A	1,2	K3147 ^E	K3147HD
	<i>- Clamp Kit K27048 Fits K3147</i>				
GTO, LE MANS, and TEMPEST					
2005	All.			N/A ⁽⁵⁾	
2004	Use Flex Style Joints (6 Holes).			N/A ⁽⁵⁾	
1981-63	All.	A	1,2	K3147 ^E	K3147HD
MONTANA					
2005-02	All Wheel Drive.			N/A ⁽⁵⁾	

⁽⁵⁾ Limited information- Call sales at 800-728-7237 for availability

^B With grease fitting in end of cup use K153-1

^E With grease fitting in end of cup use K3147-1



Year/ Model	Make	III.	Location	Standard U-Joint	Heavy Duty U-Joint
PONTIAC (cont.)					
PHOENIX					
1979-77	All.	A	1,2	K153 ^B	K153HD
T-1000, ACADIAN					
1987-81	All.	A	1,2	K350	
TRANS AM					
1996-93	All.	A	1,2	K3147 ^E	K3147HD
	- Clamp Kit K27048 Fits K3147				
1992-88	W/ Aluminum Drive Shaft ²	A	1	K467A	
			2	K544A	
	W/ Steel Drive Shaft.	A	1,2	K3147 ^E	K3147HD
	- Clamp Kit K27048 Fits K3147				
1987-85	All.	A	1,2	K3147 ^E	K3147HD
	- Clamp Kit K27048 Fits K3147				
1984-82	W/ Inside Lock Rings.	A	1,2	K3147 ^E	K3147HD
	W/ Outside Lock Rings.	A	1,2	K178	K178HD
	- Clamp Kit K27048 Fits K3147				
1981-75	All.	A	1,2	K3147 ^E	K3147HD
	- Clamp Kit K27048 Fits K3147				
1974-69	All.	A	1,2	K153 ^B	K153HD
	- U Bolt Kit K29428 Fits K153				
1968-67	Exc. Turbo Hydra-matic AT.	A	1,2	K153 ^B	K153HD
	W/ Turbo Hydra-matic AT.	A	1	K3147 ^E	K3147HD
			2	K212	
	- U Bolt Kit K29428 Fits K153				
VENTURA and VENTURA II					
1979-77	W/ Inside Lock Rings Front & Outside Lock Rings Rear.	A	1	K3147 ^E	K3147HD
			2	K153 ^B	K153HD
	W/ Outside Lock Rings Front & Rear.	A	1,2	K153 ^B	K153HD
1976-71	All.	A	1,2	K153 ^B	K153HD

² See "Aluminum Joints" in the Reference Materials

^B With grease fitting in end of cup use K153-1

^E With grease fitting in end of cup use K3147-1

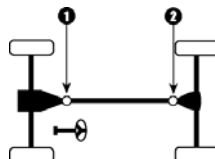


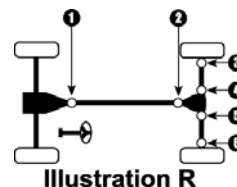
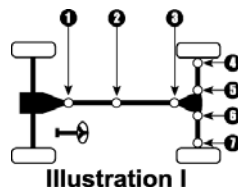
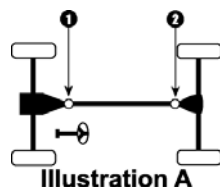
Illustration A

Year/ Model	Make	III.	Location	Standard U-Joint	Heavy Duty U-Joint
PONTIAC (cont.)					
VIBE 2005-03	All Wheel Drive.			N/A ⁽⁵⁾	
ROVER					
ALL MODELS					
1981-60	W/ 2 Joint Shaft.	R	1,2	K153 ^B	K153HD
	W/ 2 Joint Shaft- Rear Axles W/ 3.188" Yokes [■]	R	3,4,5,6	K4	
	W/ 2 Joint Shaft- Rear Axles W/ 3.625" Yokes [■]	R	3,4,5,6	K178	K178HD
	W/ 3 Joint Shaft.	I	1,2,3	K153 ^B	K153HD
	W/ 3 Joint Shaft- Rear Axles W/ 3.188" Yokes [■]	I	4,5,6,7	K4	
	W/ 3 Joint Shaft- Rear Axles W/ 3.625" Yokes [■]	I	4,5,6,7	K178	K178HD
SAAB					
9-2X 2005	All Wheel Drive.			N/A ⁽⁵⁾	
STUDEBAKER					
ALL MODELS					
1966-64	W/ Inside Lock Rings.	A	1 2	K2011 K2140	
	W/ Outside Lock Rings.	A	1,2	K153 ^B	K153HD
1963	All.	A	1 2	K2011 K2140	
1962-36	All.	A	1,2	K153 ^B	K153HD
SUBARU					

⁽⁵⁾ Limited information- Call sales at 800-728-7237 for availability

^B With grease fitting in end of cup use K153-1

■ Measure Outside Yoke

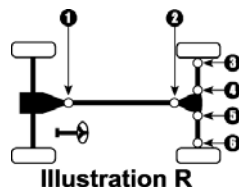
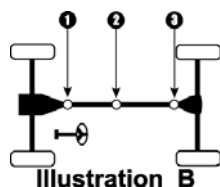
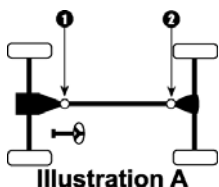


Year/ Model	Make	III.	Location	Standard U-Joint	Heavy Duty U-Joint
SUBARU (cont.)					
BAJA 2005-03	All Wheel Drive.			N/A ⁽⁵⁾	
BRAT 1984-81	All Wheel Drive.	A	1,2	K1501	
BRAT, GL (2 DOOR) 1988-85	All Wheel Drive.	A	1,2	K1501	
BRAT, STATION WAGON 1980-78	All Wheel Drive.	A	1,2	K1501	
1977-75	All.	R	1,2 3,4,5,6	K1501 K1505	
COUPE 1989-86	3 Door- Middle Joint Uses High Speed Boot ⁹ 3 Door- Staked-In Type Joints ⁶	B	2 1,3	N/A 430-10	
	- Boot Kit Use 805-21A				
HATCHBACK 1989-85	Middle Joint Uses High Speed Boot ⁹ Staked-In Type Joints ⁶	B	2 1,3	N/A 430-10	
	- Boot Kit Use 805-21A				
FORESTER 2004-98	(SEE 4WD SECTION).				
IMPREZA 2005-93	All Wheel Drive.			N/A ⁽⁵⁾	
JUSTY 1994-89	W/ Staked-In Type Joints ⁶	A	1,2	430-9	
LEGACY 2005-92	All Wheel Drive.			N/A ⁽⁵⁾	
	Year Listing Continues				

⁽⁵⁾ Limited information- Call sales at 800-728-7237 for availability

⁶ See "Staked-In Replacement Joints" in the Reference Material

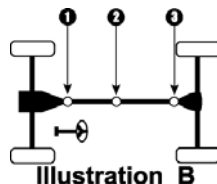
⁹ See "High Speed Boot Kits" in the Reference Materials



Year/ Model	Make	III.	Location	Standard U-Joint	Heavy Duty U-Joint
SUBARU (cont.)					
LEGACY (cont.)					
1991-90	Middle Joint Uses High Speed Boot ⁹	B	2	N/A	
	Staked-In Type Joints ⁶		1,3	430-10	
	<i>- Boot Kit Use 805-21A</i>				
LOYALE					
1994-90	Middle Joint Uses High Speed Boot ⁹	B	2	N/A	
	Staked-In Type Joints ⁶		1,3	430-10	
	<i>- Boot Kit Use 805-21A</i>				
SEDAN					
1989-85	Middle Joint Uses High Speed Boot ⁹	B	2	N/A	
	Staked-In Type Joints ⁶		1,3	430-10	
	<i>- Boot Kit Use 805-21A</i>				
SVX					
1997-92	Middle Joint Uses High Speed Boot ⁹	B	2	N/A	
	Staked-In Type Joints ⁶		1,3	430-10	
	<i>- Boot Kit Use 805-21A</i>				
WAGON					
1989-85	Middle Joint Uses High Speed Boot ⁹	B	2	N/A	
	Staked-In Type Joints ⁶		1,3	430-10	
	<i>- Boot Kit Use 805-21A</i>				
XT, XT6					
1991-85	Middle Joint Uses High Speed Boot ⁹	B	2	N/A	
	Staked-In Type Joints ⁶		1,3	430-10	
	<i>- Boot Kit Use 805-21A</i>				

⁶ See "Staked-In Replacement Joints" in the Reference Material

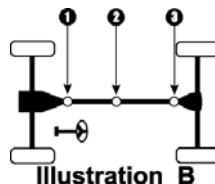
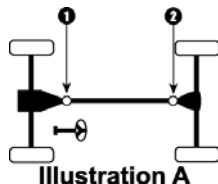
⁹ See "High Speed Boot Kits" in the Reference Materials



Year/ Model	Make	III.	Location	Standard U-Joint	Heavy Duty U-Joint
SUZUKI					
AERIO 2004-03	All.			N/A ⁽⁵⁾	
TOYOTA					
CAMRY 1991-88	All-Trac- W/ Staked-In Type Joints ⁶	B	1,2,3	430-10	
CARINA 1973-71	W/ 2 Joint Shaft.	A	1,2	K1502	
	W/ 3 Joint Shaft.	A	1,2	K1502	
CELICA and CELICA SUPRA					
1993-88	All Wheel Drive.			N/A ⁽⁵⁾	
1985-81	W/ Staked-In Type Joints ⁶	B	1,2,3	430-10	
1980-71	W/ 2 Joint Shaft.	A	1,2	K1502	
	W/ 3 Joint Shaft.	B	1,2,3	K1502	
COROLLA					
1992-88	W/ Staked-In Type Joints ⁶	B	1,2,3	430-10	
1985-80	W/ 2 Joint Shaft W/ Staked-In Type Joints ⁶	A	1,2	430-10	
	W/ 2 Joint Shaft W/ Standard Joints.	A	1,2	K1502	
	W/ 3 Joint Shaft W/ Staked-In Type Joints ⁶	B	1,2,3	430-10	
	W/ 3 Joint Shaft W/ Standard Joints.	B	1,2,3	K1502	
1979-67	W/ 1600cc Engine.	A	1,2	K1502	
CORONA, CORONA MARK II					
1983-80	All.	A	1,2	K1502	
1979-65	W/ 2 Joint Shaft.	A	1,2	K1502	
	W/ 3 Joint Shaft.	B	1,2,3	K1502	
CRESSIDA					
1992-89	W/ Staked-In Type Joints ⁶	B	1,2,3	430-12	
Year Listing Continues					

⁽⁵⁾ Limited information- Call sales at 800-728-7237 for availability

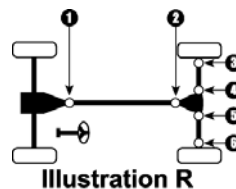
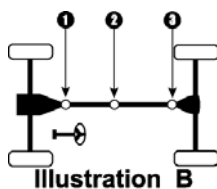
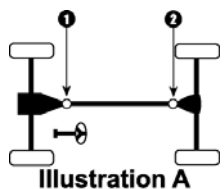
⁶ See "Staked-In Replacement Joints" in the Reference Material



Year/ Model	Make	III.	Location	Standard U-Joint	Heavy Duty U-Joint
TOYOTA (cont.)					
CRESSIDA (cont.)					
1988-85	W/ Staked-In Type Joints ⁶	B	1,2,3	430-10	
1984-78	W/ 2 Joint Shaft.....	A	1,2	K1502	
	W/ 3 Joint Shaft.....	B	1,2,3	K1502	
CROWN					
1978-71	All.....	B	1,2,3	K1510	
MATRIX					
2005-03	All Wheel Drive.....			N/A ⁽⁵⁾	
SIENNA					
2004	All Wheel Drive.....			N/A ⁽⁵⁾	
STARLET					
1984-81	All.....	B	1,2	K1500	
SUPRA					
1998-94	All.....			N/A ⁽⁵⁾	
1993	From 5/93.....			N/A ⁽⁵⁾	
	Thru 4/93.....	B	1,2,3	K1510	
1992-86	(Some Early Models use Staked-In Type Joints) ⁶	B	1,2,3	K1510	
TRIUMPH					
TOLEDO					
1980-70	All.....	B	1,2,3	K111	
GT-6 and SPITFIRE					
1980-62	All.....	R	1,2 3,4,5,6	K111 K111	
STAG					
1979-57	All.....	R	1,2 3,4,5,6	K4 K4	

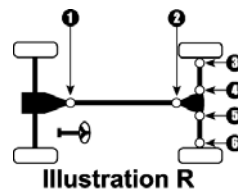
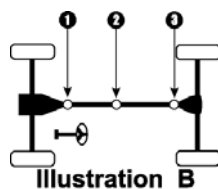
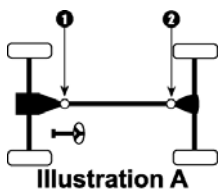
⁽⁵⁾ Limited information- Call sales at 800-728-7237 for availability

⁶ See "Staked-In Replacement Joints" in the Reference Material



Year/ Model	Make	Ill.	Location	Standard U-Joint	Heavy Duty U-Joint
TRIUMPH (cont.)					
TR-2, TR-3, TR-4 and TR-6					
1976-53	All.....	R	1,2 3,4,5,6	K4 K4	
TR-7 and TR-8					
1981-75	All.....	A	1,2	K111	
VOLKSWAGEN					
GOLF					
2004	R32.....			N/A ⁽⁵⁾	
PASSAT					
2005-99	All Wheel Drive.....			N/A ⁽⁵⁾	
PHAETON					
2005-04	All Wheel Drive.....			N/A ⁽⁵⁾	
VOLVO					
60 Series					
2004-02	All Wheel Drive.....			N/A ⁽⁵⁾	
70 Series					
2004-98	All Wheel Drive.....			N/A ⁽⁵⁾	
80 Series					
2004	All Wheel Drive.....			N/A ⁽⁵⁾	
90 Series					
1998	All.....			N/A ⁽⁵⁾	
122					
1968-60	All.....	B	1,2,3	K111	

⁽⁵⁾ Limited information- Call sales at 800-728-7237 for availability



Year/ Model	Make	III.	Location	Standard U-Joint	Heavy Duty U-Joint
VOLVO (cont.)					
240 and 260 Series					
1993-85	All.	B	1,2,3	K4	
1984-75	W/ 1.750" Drive Shaft Tube Diameter.	B	1,2 3	K111 K4	
	W/ 2.000" Drive Shaft Tube Diameter.	B	1,2,3	K153 ^B	K153HD
740, 760 and 780 Series					
1992-88	W/ 3.250" Yokes [■]	B	1,2,3	K4	
	W/ 3.500" Yokes [■]	B	1,2,3	K153 ^B	K153HD
1987-85	W/ 1.750" Dia. Shaft.	B	1,2 3	K111 K4	
	W/ 2.000" Dia. Shaft & 3.250" Yokes [■]	B	1,2,3	K4	
	W/ 2.000" Dia. Shaft & 3.500" Yokes [■]	B	1,2,3	K153 ^B	K153HD
1984-83	W/ .9375" O.D. Bearings at Pos. 1 & 2.	B	1,2 3	K111 K4	
	W/ 1.063" O.D. Bearings at Pos. 1 & 2.	B	1,2 3	K4 K4	
1982-68	W/ Fuel Injection.	B	1,2,3	K153 ^B	K153HD
	W/O Fuel Injection.	B	1,2 3	K111 K4	
850					
1997-93	All Wheel Drive.			N/A ⁽⁵⁾	
940 and 960 Series					
1997-91	Some Models Used A Flexible Coupling In Place Of The U-Joint At Pos. 1.	B	1,2,3	K4	
P1800					
1973-61	All.	B	1,2,3	K111	

⁽⁵⁾ Limited information- Call sales at 800-728-7237 for availability

^B With grease fitting in end of cup use K153-1

[■] Measure Outside Yoke

● Measure
Inside Yoke



■ Measure
Outside Yoke

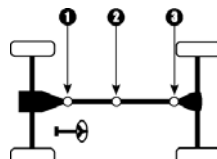


Illustration B

Year/ Model	Make	III. Location	Standard U-Joint	Heavy Duty U-Joint
----------------	------	---------------	---------------------	-----------------------

VOLVO (cont.)

XC90 2004-03	All Wheel Drive.		N/A ⁽⁵⁾	
------------------------	-----------------------	--	--------------------	--

⁽⁵⁾ Limited information- Call sales at 800-728-7237 for availability

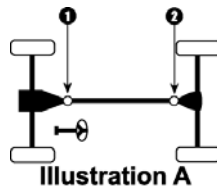
Year/ Model	Make	III.	Location	Standard U-Joint	Heavy Duty U-Joint
BUICK					
RAINIER					
2005-04	All.	A	1,2	K3147 ^E	K3147HD
CADILLAC					
ESCALADE					
2005	5.3L.	A	1,2	K3147 ^E	K3147HD
	6.0L.			N/A ⁽⁵⁾	
	- Clamp Kit K27048 Fits K3147				
2004-02	All.	A	1,2	K3147 ^E	K3147HD
	- Clamp Kit K27048 Fits K3147				
SRX					
2005-04	All.			N/A ⁽⁵⁾	
CHEVROLET					
ASTRO VAN					
2005-04	All.			N/A ⁽⁵⁾	
2003	W/ ID GY5 On Shaft Tag.	A	1	K3147 ^E	K3147HD
			2	K178	K178HD
	W/ ID NC1 On Shaft Tag.			N/A ⁽⁵⁾	
	- Clamp Kit K37028 Fits K178				
2002-85	All.	A	1	K3147 ^E	K3147HD
			2	K178	K178HD
	- Clamp Kit K37028 Fits K178				
AVALANCHE 1500					
2005	W/ Opt. Code GT5 found in glovebox.	A	1	K521A ²	
			2	K541A ²	
	W/ Opt. Code GU6 found in glovebox.			N/A ⁽⁵⁾	
	- Clamp Kit K27048 Fits K541A				
2004-02	All.	A	1	K521A ²	
			2	K541A ²	
	- Clamp Kit K27048 Fits K541A				

2 WHEEL DRIVE TRUCKS

⁽⁵⁾ Limited information- Call sales at 800-728-7237 for availability

² See "Aluminum Joints" in the Reference Materials

^E With grease fitting in end of cup use K3147-1



Year/ Model	Make	Ill.	Location	Standard U-Joint	Heavy Duty U-Joint
CHEVROLET (cont.)					
AVALANCHE 2500					
2003-02	6.0L Eng.....	A	1,2	K447A ²	
	8.1L Eng.....	A	1,2	K160	K160HD
	- Clamp Kit K37018 Fits K447A				
	- Clamp Kit K37018 Fits K160				
BLAZER (Full-Size)					
1994-83	All.....	A	1,2	K3147 ^E	K3147HD
	- Clamp Kit K27048 Fits K3147				
1982	Exc. 4 Spd. MT.....	A	1,2	K3147 ^E	K3147HD
	W/ 4 Spd. MT.....	A	1,2	K178	K178HD
	- Clamp Kit K27048 Fits K3147				
	- Clamp Kit K37018 Fits K178				
1981-69	Exc. 4 Spd. MT.....	A	1,2	K153 ^B	K153HD
	W/ 4 Spd. MT.....	A	1	K178	K178HD
			2	K153 ^B	K153HD
	- Clamp Kit K27028 Fits K153				
	- U-Bolt Kit K29428 Fits K153 (Thru 1972)				
BLAZER S-10 (Compact)					
2005	2 Door, W/ ZR2 Option.....			N/A ⁽⁵⁾	
	Exc. 2 Door, W/ ZR2 Option.....	A	1,2	K3147 ^E	K3147HD
	- Clamp Kit K27048 Fits K3147				
2004-82	All.....	A	1,2	K3147 ^E	K3147HD
	- Clamp Kit K27048 Fits K3147				
COLORADO					
2005-04	All.....			N/A ⁽⁵⁾	
EL CAMINO					
1989-78	All.....	A	1,2	K3147 ^E	K3147HD
	- Clamp Kit K27048 Fits K3147				
1977-73	W/ Inside Lock Rings.....	A	1,2	K3147 ^E	K3147HD
	Year Listing Continues				

⁽⁵⁾ Limited information- Call sales at 800-728-7237 for availability

² See "Aluminum Joints" in the Reference Materials

^B With grease fitting in end of cup use K153-1

^E With grease fitting in end of cup use K3147-1

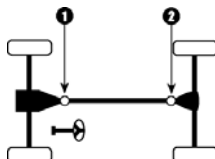
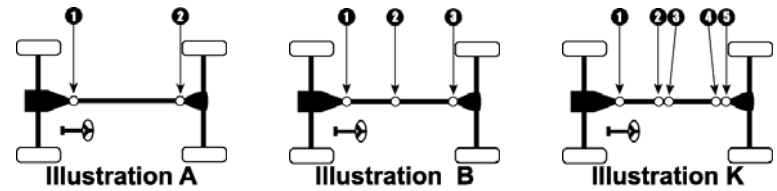


Illustration A

Year/ Model	Make	III.	Location	Standard U-Joint	Heavy Duty U-Joint
CHEVROLET (cont.)					
EL CAMINO (cont.)					
1977-73	W/ Outside Lock Rings.	A	1,2	K153 ^B	K153HD
	- Clamp Kit K27048 Fits K3147				
	- U Bolt Kit K29428 Fits K153				
1972-65	Exc. T.H. AT or 454 Eng.	A	1,2	K153 ^B	K153HD
	W/ T.H. AT or 454 Eng.	A	1	K3147 ^E	K3147HD
			2	K212	
	- U Bolt Kit K29428 Fits K153				
LUV					
1982-71	Long Bed.	B	1,2,3	K111	
	Standard Bed.	A	1,2	K111	
S-10 PICK UP					
2003-94	Extended Cab- 4.3L AT.	K	1,2,3,4,5	K3147 ^E	K3147HD
	Extended Cab- Exc. 4.3L AT.	B	1,2,3	K3147 ^E	K3147HD
	Reg. Cab- Long Bed- W/ Aluminum Driveshaft ²	A	1	K521A	
			2	K541A	
	Reg. Cab- Short Bed.	A	1,2	K3147 ^E	K3147HD
	- Clamp Kit K27048 Fits K3147				
	- Ball Seat Kit Use 403-0 (Extended Cab 4.3L AT - Rear Section)				
	- Clamp Kit K27048 Fits K541A				
1993-82	W/ 2 Joint Shaft.	A	1,2	K3147 ^E	K3147HD
	W/ 3 Joint Shaft.	B	1,2,3	K3147 ^E	K3147HD
	- Clamp Kit K27048 Fits K3147				
SSR					
2005-03	All.			N/A ⁽⁵⁾	
TAHOE					
2005	Exc. PPV option- (Police pkg.)	A	1,2	K3147 ^E	K3147HD
	W/ PPV option- (Police pkg.)			N/A ⁽⁵⁾	
	- Clamp Kit K27048 Fits K3147				
2004-95	All.	A	1,2	K3147 ^E	K3147HD
	- Clamp Kit K27048 Fits K3147				

⁽⁵⁾ Limited information- Call sales at 800-728-7237 for availability
² See "Aluminum Joints" in the Reference Materials
^B With grease fitting in end of cup use K153-1
^E With grease fitting in end of cup use K3147-1



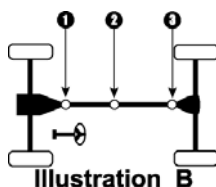
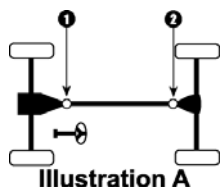
Year/ Model	Make	III.	Location	Standard U-Joint	Heavy Duty U-Joint
CHEVROLET (cont.)					
TRACKER					
2004-98	All.	A	1,2	K1503	
1997-89	(SEE GEO).				
TRAILBLAZER					
2004-02	All.	A	1,2	K3147 ^E	K3147HD
	- Clamp Kit K27048 Fits K3147				
1/2 TON PICK UP and SUBURBAN					
2005	Pick Up.			N/A ⁽⁵⁾	
	Suburban - Exc. W/ GT5 option- listed in glovebox.			N/A ⁽⁵⁾	
	Suburban - W/ GT5 option- listed in glovebox.	A	1	K521A ²	
			2	K541A ²	
	- Clamp Kit K27048 Fits K541A				
2004-00	Pick Up- Extended Cab- W/ AT & 4 Wheel Steering Option.	B	1	K3147 ^E	K3147HD
			2,3	K178	K178HD
	Pick Up- Extended Cab- W/ AT Exc. 4 Wheel Steering Option.	B	1,2,3	K3147 ^E	K3147HD
	Pick Up- Extended Cab- W/ MT.	B	1,2	K521A ²	
			3	K541A ²	
	Pick Up- Reg. Cab- W/ AT.	A	1,2	K3147 ^E	K3147HD
	Pick Up- Reg. Cab- W/ MT.	A	1	K521A ²	
			2	K541A ²	
	Suburban.	A	1	K521A ²	
			2	K541A ²	
	- Clamp Kit K37018 Fits K178				
	- Clamp Kit K27048 Fits K3147				
	- Clamp Kit K27048 Fits K541A				
1999-96	Pick Up- Extended Cab W/ MT.	B	1,2	K1203 ^F	K1203HD
			3	K212	
	Pick Up- Extended Cab- W/ AT.	B	1,2,3	K178	K178HD
Year Listing Continues					

⁽⁵⁾ Limited information- Call sales at 800-728-7237 for availability

² See "Aluminum Joints" in the Reference Materials

^E With grease fitting in end of cup use K3147-1

^F With grease fitting in end of cup use K1203-1



Year/ Model	Make	III.	Location	Standard U-Joint	Heavy Duty U-Joint
CHEVROLET (cont.)					
1/2 TON PICK UP and SUBURBAN (cont.)					
1999-96	Pick Up- Reg. Cab- Long Bed.	A	1	K521A ²	
			2	K541A ²	
	Pick Up- Reg. Cab- Short Bed.	A	1,2	K3147 ^E	K3147HD
	Suburban- Exc. Diesel.	A	1	K521A ²	
			2	K541A ²	
	Suburban- W/ Diesel.	A	1,2	K447A ²	
			- Clamp Kit K27048 Fits K212 - Clamp Kit K37018 Fits K178 - Clamp Kit K27048 Fits K541A - Clamp Kit K27048 Fits K3147 - Clamp Kit K37018 Fits K447A		
1995	Pick Up- Extended Cab- Exc. HD 5 Spd. MT- Exc. Turbo Diesel.	B	1,2	K1203 ^F	K1203HD
			3	K212	
	Pick Up- Extended Cab- W/ HD 5 Spd. MT- Exc. Turbo Diesel.	B	1,2,3	K178	K178HD
	Pick Up- Reg. Cab Long Bed- Exc. HD 5 Spd. MT- Exc. Turbo Diesel.	A	1	K521A ²	
			2	K541A ²	
	Pick Up- Reg. Cab Long Bed- W/ HD 5 Spd. MT- Exc. Turbo Diesel.	B	1,2,3	K178	K178HD
	Pick Up- Reg. Cab Short Bed- Exc. Turbo Diesel.	A	1,2	K3147 ^E	K3147HD
	Pick Up- W/ Turbo Diesel.	B	1,2	K1203 ^F	K1203HD
3			K212		
Suburban- Exc. 4 Spd. AT.	A	1	K521A ²		
		2	K541A ²		
Suburban- W/ 4 Spd. AT.	A	1,2	K447A ²		
			- Clamp Kit K27048 Fits K212 - Clamp Kit K37018 Fits K178 - Clamp Kit K27048 Fits K541A - Clamp Kit K27048 Fits K3147 - Clamp Kit K37018 Fits K447A		
1994-92	Pick Up- Extended Cab- W/ AT- Exc. Turbo Diesel.	B	1,2,3	K3147 ^E	K3147HD

CHEVROLET (cont.)

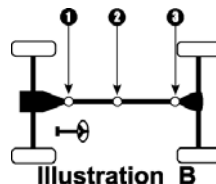
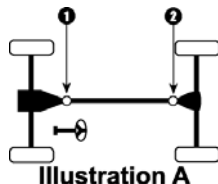
1/2 TON PICK UP and SUBURBAN (cont.)

2 WHEEL DRIVE TRUCKS

² See "Aluminum Joints" in the Reference Materials

^E With grease fitting in end of cup use K3147-1

^F With grease fitting in end of cup use K1203-1



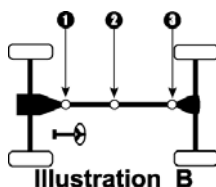
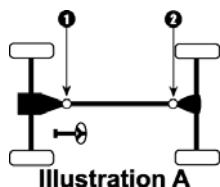
Year/ Model	Make	III.	Location	Standard U-Joint	Heavy Duty U-Joint
CHEVROLET (cont.)					
1/2 TON PICK UP and SUBURBAN (cont.)					
1994-92	Pick Up- Extended Cab- W/ HD 5 Spd. MT- W/ Aluminum Driveshaft- Exc. Turbo Diesel.	B	1,2,3	K447A ²	
	Pick Up- Extended Cab- W/ HD 5 Spd. MT- W/ Steel Driveshaft- Exc. Turbo Diesel.	B	1,2,3	K178	K178HD
	Pick Up- Extended Cab- W/ Std. 5 Spd. MT- Exc. Turbo Diesel.	B	1,2 3	K1203 ^F K212	K1203HD
	Pick Up- Reg. Cab- W/ AT & W/ Aluminum Driveshaft- Exc. Turbo Diesel.	A	1,2	K447A ²	
	Pick Up- Reg. Cab- W/ AT & W/ Steel Driveshaft- Exc. Turbo Diesel.	A	1,2	K3147 ^E	K3147HD
	Pick Up- Reg. Cab- W/ HD 5 Spd. MT- 2 Joint Shaft- Exc. Turbo Diesel.	A	1,2	K178	K178HD
	Pick Up- Reg. Cab- W/ HD 5 Spd. MT- 3 Joint Shaft- Exc. Turbo Diesel.	B	1,2,3	K178	K178HD
	Pick Up- Reg. Cab- W/ Std. 5 Spd. MT- W/ Aluminum Driveshaft- Exc. Turbo Diesel.	A	1 2	K521A ² K541A ²	
	Pick Up- W/ Turbo Diesel.	B	1,2 3	K1203 ^F K212	K1203HD
	Suburban- W/ 1.063" OD Bearings.	A	1 2	K521A ² K541A ²	
	Suburban- W/ 1.188" OD Bearings.	A	1,2	K447A ²	
	- Clamp Kit K27048 Fits K3147				
	- Clamp Kit K37018 Fits K447A				
	- Clamp Kit K37018 Fits K178				
- Clamp Kit K27048 Fits K212					
- Clamp Kit K27048 Fits K541A					
1991-88	Pick Up- Extended Cab- W/ 4 Spd. MT- W/ Aluminum Driveshaft ²	B	1,2,3	K447A	
	Pick Up- Extended Cab- W/ 4 Spd. MT- W/ Steel Driveshaft.	B	1,2,3	K178	K178HD

Year Listing Continues

² See "Aluminum Joints" in the Reference Materials

^E With grease fitting in end of cup use K3147-1

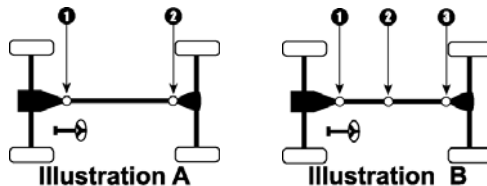
^F With grease fitting in end of cup use K1203-1



Year/ Model	Make	III.	Location	Standard U-Joint	Heavy Duty U-Joint
CHEVROLET (cont.)					
1/2 TON PICK UP and SUBURBAN (cont.)					
1991-88	Pick Up- Extended Cab- W/ 5 Spd. MT.	B	1,2 3	K1203 ^F K212	K1203HD
	Pick Up- Extended Cab- W/ AT- Middle Joint W/ Inside Lock Rings.	B	1,2,3	K3147 ^E	K3147HD
	Pick Up- Extended Cab- W/ AT- Middle Joint W/ Outside Lock Rings.	B	1,3 2	K3147 ^E K178	K3147HD K178HD
	Pick Up- Reg. Cab- W/ 2 Joint Shaft- W/ 1.063" OD Bearings- W/ Aluminum Driveshaft ²	A	1 2	K521A K541A	
	Pick Up- Reg. Cab- W/ 2 Joint Shaft- W/ 1.188" OD Bearings- W/ Aluminum Driveshaft ²	A	1,2	K447A	
	Pick Up- Reg. Cab- W/ 2 Joint Shaft- W/ 1.188" OD Bearings- W/ Steel Driveshaft.	A	1,2	K178	K178HD
	Pick Up- Reg. Cab- W/ 2 Joint Shaft- W/ Inside Lock Rings- W/ Steel Driveshaft.	A	1,2	K3147 ^E	K3147HD
	Pick Up- Reg. Cab- W/ 3 Joint Shaft.	B	1,2,3	K178	K178HD
	Suburban- W/ 2 Joint Shaft.	A	1,2	K3147 ^E	K3147HD
	Suburban- W/ 3 Joint Shaft.	B	1,2,3	K3147 ^E	K3147HD
	- Clamp Kit K37018 Fits K447A - Clamp Kit K37018 Fits K178 - Clamp Kit K27048 Fits K212 - Clamp Kit K27048 Fits K3147 - Clamp Kit K27048 Fits K541A				
1987	Pick Up- W/ 2 Joint Shaft.	A	1,2	K3147 ^E	K3147HD
	Pick Up- W/ 3 Joint Shaft- Exc. 4 Spd. MT.	B	1,2,3	K3147 ^E	K3147HD
	Pick Up- W/ 3 Joint Shaft- W/ 4 Spd. MT & V-6.	B	1 2,3	K178 K3147 ^E	K178HD K3147HD
	Pick Up- W/ 3 Joint Shaft- W/ 4 Spd. MT & V-8.	B	1,2,3	K178	K178HD
	Suburban- W/ 2 Joint Shaft.	A	1,2	K3147 ^E	K3147HD
Year Listing Continues					

2 WHEEL DRIVE TRUCKS

² See "Aluminum Joints" in the Reference Materials
^E With grease fitting in end of cup use K3147-1
^F With grease fitting in end of cup use K1203-1



Year/ Model	Make	III. Location	Standard U-Joint	Heavy Duty U-Joint
----------------	------	---------------	---------------------	-----------------------

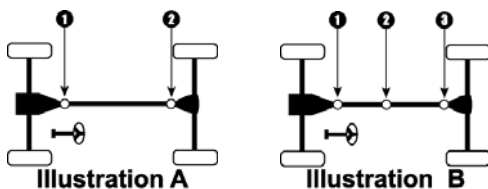
CHEVROLET (cont.)

1/2 TON PICK UP and SUBURBAN (cont.)

1987	Suburban- W/ 3 Joint Shaft.	B	1,2,3	K3147 ^E	K3147HD
	- Clamp Kit K27048 Fits K3147 - Clamp Kit K37018 Fits K178				
1986-82	W/ 2 Joint Shaft.	A	1,2	K3147 ^E	K3147HD
	W/ 3 Joint Shaft & Inside Lock Rings.	B	1,2,3	K3147 ^E	K3147HD
	W/ 3 Joint Shaft & Outside Lock Rings.	B	1,2,3	K178	K178HD
- Clamp Kit K27048 Fits K3147 - Clamp Kit K37018 Fits K178					
1981	Pick Up- W/ 2 Joint Shaft.	A	1,2	K153 ^B	K153HD
	Pick Up- W/ 3 Joint Shaft- Front & Middle Joint- W/ 1.063" OD Bearing.	B	1,2	K153 ^B	K153HD
	Pick Up- W/ 3 Joint Shaft- Front & Middle Joint- W/ 1.188" OD Bearing.	B	1,2	K178	K178HD
	Pick Up- W/ 3 Joint Shaft- Rear Joint W/ 3.500" Yokes [■]	B	3	K153 ^B	K153HD
	Pick Up- W/ 3 Joint Shaft- Rear Joint- W/ 3.875" Yokes- Exc. 305 V-8- W/ M20 4 Spd. MT [■]	B	3	K212	
	Pick Up- W/ 3 Joint Shaft- Rear Joint- W/ 3.875" Yokes- W/ 305 V-8- W/ M20 4 Spd. MT [■]	B	3	K178	K178HD
	Suburban- W/ 2 Joint Shaft.	A	1,2	K153 ^B	K153HD
	Suburban- W/ 3 Joint Shaft- Exc. Turbo 400 AT or 4 Spd. MT.	B	1,2,3	K153 ^B	K153HD
	Suburban- W/ 3 Joint Shaft- W/ Turbo 400 AT or 4 Spd. MT.	B	1,2,3	K178	K178HD
	- Clamp Kit K27028 Fits K153 - Clamp Kit K27048 Fits K212 - Clamp Kit K37018 Fits K178				
1980-79	Pick Up- W/ 2 Joint Shaft.	A	1,2	K153 ^B	K153HD
	Pick Up- W/ 3 Joint Shaft- Front & Middle Joint- W/ 1.063" OD Bearing.	B	1,2	K153 ^B	K153HD
	Pick Up- W/ 3 Joint Shaft- Front & Middle Joint- W/ 1.188" OD Bearing.	B	1,2	K178	K178HD

Year Listing Continues

^B With grease fitting in end of cup use K153-1
^E With grease fitting in end of cup use K3147-1
[■] Measure Outside Yoke



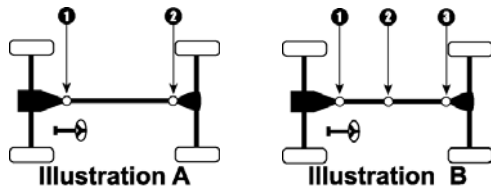
Year/ Model	Make	III.	Location	Standard U-Joint	Heavy Duty U-Joint
----------------	------	------	----------	---------------------	-----------------------

CHEVROLET (cont.)

1/2 TON PICK UP and SUBURBAN (cont.)					
1980-79	Pick Up- W/ 3 Joint Shaft- Rear Joint- W/ 3.500" Yokes [■] .	B	3	K153 ^B	K153HD
	Pick Up- W/ 3 Joint Shaft- Rear Joint- W/ 3.875" Yokes [■] .	B	3	K212	
	Suburban- W/ 2 Joint Shaft.	A	1,2	K153 ^B	K153HD
	Suburban- W/ 3 Joint Shaft- Exc. Turbo 400 AT or 4 Spd. MT.	B	1,2,3	K153 ^B	K153HD
	Suburban- W/ 3 Joint Shaft- W/ Turbo 400 AT or 4 Spd. MT.	B	1,2,3	K178	K178HD
	<i>- Clamp Kit K27028 Fits K153</i> <i>- Clamp Kit K37018 Fits K178</i>				
1978	W/ 2 Joint Shaft.	A	1,2	K153 ^B	K153HD
	W/ 3 Joint Shaft- Exc. Turbo 400 AT.	B	1,2,3	K153 ^B	K153HD
	W/ 3 Joint Shaft- W/ Turbo 400 AT.	B	1,3	K178	K178HD
			2	K3147 ^E	K3147HD
<i>- Clamp Kit K27028 Fits K153</i> <i>- Clamp Kit K37018 Fits K178</i>					
1977-73	W/ 2 Joint Shaft- W/ 3 Spd. MT or W/ Turbo 350 AT. . . .	A	1,2	K153 ^B	K153HD
	W/ 2 Joint Shaft- W/ 4 Spd. MT.	A	1	K178	K178HD
			2	K153 ^B	K153HD
	W/ 2 Joint Shaft- W/ Turbo 400 AT.	A	1	K1203 ^F	K1203HD
			2	K153 ^B	K153HD
	W/ 3 Joint Shaft- W/ 3 Spd. MT or W/ Turbo 350 AT. . . .	B	1,2,3	K153 ^B	K153HD
	W/ 3 Joint Shaft- W/ 4 Spd. MT.	B	1	K178	K178HD
			2,3	K153 ^B	K153HD
	W/ 3 Joint Shaft- W/ Turbo 400 AT.	B	1	K1203 ^F	K1203HD
			2,3	K153 ^B	K153HD
<i>- Clamp Kit K27028 Fits K153</i>					
1972-71	W/ 2 Joint Shaft- W/ 3 Spd. MT or AT.	A	1,2	K153 ^B	K153HD
	W/ 2 Joint Shaft- W/ 4 Spd. MT.	A	1	K178	K178HD
			2	K153 ^B	K153HD

Year Listing Continues

^B With grease fitting in end of cup use K153-1
^E With grease fitting in end of cup use K3147-1
^F With grease fitting in end of cup use K1203-1
[■] Measure Outside Yoke

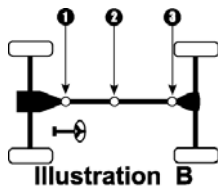
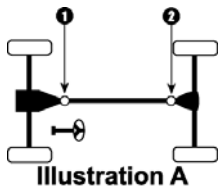


2 WHEEL DRIVE TRUCKS

Year/ Model	Make	III.	Location	Standard U-Joint	Heavy Duty U-Joint
CHEVROLET (cont.)					
1/2 TON PICK UP and SUBURBAN (cont.)					
1972-71	W/ 3 Joint Shaft- W/ 3 Spd. MT.	B	1,2,3	K153 ^B	K153HD
	W/ 3 Joint Shaft- W/ 4 Spd. MT.	B	1 2,3	K178 K153 ^B	K178HD K153HD
	W/ 3 Joint Shaft- W/ Turbo 350 AT.	B	1,2,3	K153 ^B	K153HD
	W/ 3 Joint Shaft- W/ Turbo 400 AT.	B	1,3 2	K1203 ^F K178	K1203HD K178HD
	<i>- U Bolt Kit K29428 Fits K153</i>				
1970	W/ 2 Joint Shaft- W/ 3 Spd. MT or AT.	A	1,2	K153 ^B	K153HD
	W/ 2 Joint Shaft- W/ 4 Spd. MT.	A	1 2	K178 K153 ^B	K178HD K153HD
	W/ 3 Joint Shaft- W/ 3 Spd. MT.	B	1,2,3	K153 ^B	K153HD
	W/ 3 Joint Shaft- W/ 4 Spd. MT- 396 V-8.	B	1,2,3	K178	K178HD
	W/ 3 Joint Shaft- W/ 4 Spd. MT- Exc. 396 V-8.	B	1 2,3	K178 K153 ^B	K178HD K153HD
	W/ 3 Joint Shaft- W/ AT- PowerGlide or Turbo 350.	B	1,2,3	K153 ^B	K153HD
	W/ 3 Joint Shaft- W/ AT- Turbo 400.	B	1,3 2	K1203 ^F K178	K1203HD K178HD
	<i>- U Bolt Kit K29428 Fits K153</i>				
1969-68	W/ 2 Joint Shaft- W/ 3 Spd. MT or AT.	A	1,2	K153 ^B	K153HD
	W/ 2 Joint Shaft- W/ 4 Spd. MT.	A	1 2	K178 K153 ^B	K178HD K153HD
	W/ 3 Joint Shaft- W/ 3 Spd. MT- W/ 396 V-8.	B	1,2,3	K153 ^B	K153HD
	W/ 3 Joint Shaft- W/ 4 Spd. MT- Exc. 396 V-8.	B	1 2,3	K178 K153 ^B	K178HD K153HD
	W/ 3 Joint Shaft- W/ 4 Spd. MT- W/ 396 V-8.	B	1,2,3	K178	K178HD
	W/ 3 Joint Shaft- W/ AT or 3 Spd. MT- Exc. 396 V-8.	B	1,2,3	K153 ^B	K153HD
	W/ 3 Joint Shaft- W/ AT- W/ 396 V-8.	B	1,3 2	K1203 ^F K178	K1203HD K178HD
	<i>- U Bolt Kit K29428 Fits K153</i>				
	<i>- U-Bolt Kit K39418 Fits K178</i>				
Year Listing Continues					

^B With grease fitting in end of cup use K153-1

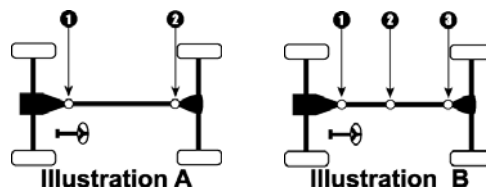
^F With grease fitting in end of cup use K1203-1



Year/ Model	Make	III.	Location	Standard U-Joint	Heavy Duty U-Joint
CHEVROLET (cont.)					
1/2 TON PICK UP and SUBURBAN (cont.)					
1967	W/ 2 Joint Shaft- W/ 3 Spd. MT or AT.	A	1,2	K153 ^B	K153HD
	W/ 2 Joint Shaft- W/4 Spd. MT.	A	1	K178	K178HD
			2	K153 ^B	K153HD
	W/ 3 Joint Shaft- W/ 3 Spd. MT or AT.	B	1,2,3	K153 ^B	K153HD
	W/ 3 Joint Shaft- W/ 4 Spd. MT.	B	1	K178	K178HD
			2,3	K153 ^B	K153HD
	<i>- U Bolt Kit K29428 Fits K153</i>				
1966-55	W/ 2 Joint Shaft- W/ 3 Spd. MT or AT.	A	1,2	K153 ^B	K153HD
	W/ 2 Joint Shaft- W/ 4 Spd. MT.	A	1	K178	K178HD
			2	K153 ^B	K153HD
	W/ 3 Joint Shaft- W/ 3 Spd. MT or AT.	B	1,2,3	K153 ^B	K153HD
	W/ 3 Joint Shaft- W/ 4 Spd. MT.	B	1	K178	K178HD
			2,3	K153 ^B	K153HD
	<i>- U Bolt Kit K29428 Fits K153</i>				
1/2 TON STEP VAN					
1980-79	Exc. 4 Spd. MT & Turbo 400 AT.	A	1,2	K153 ^B	K153HD
	W/ 4 Spd. MT & Turbo 400 AT.	A	1	K178	K178HD
			2	K153 ^B	K153HD
	<i>- Clamp Kit K27028 Fits K153</i>				
	<i>- Clamp Kit K37018 Fits K178</i>				
1978-60	W/ 2 Joint Shaft- Exc. 4 Spd. MT.	A	1,2	K153 ^B	K153HD
	W/ 2 Joint Shaft- W/ 4 Spd. MT.	A	1	K178	K178HD
			2	K153 ^B	K153HD
	W/ 3 Joint Shaft- Exc. 4 Spd. MT.	B	1,2,3	K153 ^B	K153HD
	W/ 3 Joint Shaft- W/ 4 Spd. MT.	B	1	K178	K178HD
			2,3	K153 ^B	K153HD
	<i>- U Bolt Kit K29428 Fits K153</i>				
1/2 TON VAN					
2005-03	W/ Inside Lock Rings.	A	1,2	K3147	K3147HD
Year Listing Continues					

2 WHEEL DRIVE TRUCKS

^B With grease fitting in end of cup use K153-1



Year/ Model	Make	Ill.	Location	Standard U-Joint	Heavy Duty U-Joint
CHEVROLET (cont.)					
1/2 TON VAN (cont.)					
2005-03	W/ Outside Lock Rings.	A	1,2	K447A ²	
2002-97	All.	A	1,2	K447A ²	
1996	W/ 110" W.B.	A	1,2	K3147 ^E	K3147HD
	W/ 135" W.B.	A	1,2	K178	K178HD
<i>- Clamp Kit K27048 Fits K3147</i>					
1995-91	W/ 110" W.B.	A	1,2	K3147 ^E	K3147HD
	W/ 125" W.B.- W/ Aluminum Driveshaft ²	A	1	K521A	
			2	K541A	
	W/ 125" W.B.- W/ Steel Driveshaft.	A	1,2	K3147 ^E	K3147HD
<i>- Clamp Kit K27048 Fits K3147</i>					
1990-85	W/ 2 Joint Shaft- W/ Aluminum Driveshaft ²	A	1	K521A	
			2	K541A	
	W/ 2 Joint Shaft- W/ Steel Driveshaft.	A	1,2	K3147 ^E	K3147HD
	W/ 3 Joint Shaft.	B	1,2,3	K3147 ^E	K3147HD
<i>- Clamp Kit K27048 Fits K3147</i>					
1984-82	W/ 2 Joint Shaft.	A	1,2	K3147 ^E	K3147HD
	W/ 3 Joint Shaft- Exc. Turbo 400 AT.	B	1,2,3	K3147 ^E	K3147HD
	W/ 3 Joint Shaft- W/ Turbo 400 AT.	B	1	K178	K178HD
			2,3	K3147 ^E	K3147HD
<i>- Clamp Kit K27048 Fits K3147</i>					
1981-78	W/ 2 Joint Shaft- W/ Inside Lock Rings.	A	1,2	K3147 ^E	K3147HD
	W/ 2 Joint Shaft- W/ Outside Lock Rings.	A	1,2	K153 ^B	K153HD
	W/ 3 Joint Shaft- Front Joint.	B	1	K3147 ^E	K3147HD
	W/ 3 Joint Shaft- Middle or Rear Joint- W/ Inside Lock Rings.	B	2,3	K3147 ^E	K3147HD
	W/ 3 Joint Shaft- Middle or Rear Joint- W/ Outside Lock Rings ⁷	B	2,3	K178	K178HD
	W/ 3 Joint Shaft- Middle or Rear Joint- W/ Outside Lock Rings ³	B	2,3	K153 ^B	K153HD
	<i>- Clamp Kit K27048 Fits K3147</i>				
Year Listing Continues					

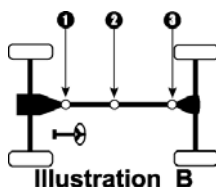
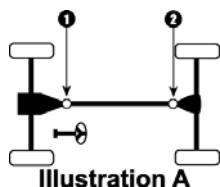
² See "Aluminum Joints" in the Reference Materials

³ With 3.219" Outside Lock-Up

⁷ With 3.625" Outside Lock-up

^B With grease fitting in end of cup use K153-1

^E With grease fitting in end of cup use K3147-1



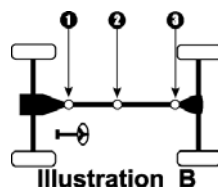
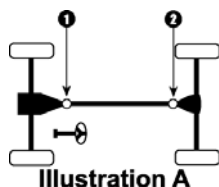
Year/ Model	Make	III.	Location	Standard U-Joint	Heavy Duty U-Joint
CHEVROLET (cont.)					
1/2 TON VAN (cont.)					
1977-64	W/ 2 Joint Shaft.	A	1,2	K153 ^B	K153HD
	W/ 3 Joint Shaft.	B	1,2,3	K153 ^B	K153HD
- U-Bolt Kit K29428 Fits K153 (Thru 1972)					
3/4 TON PICK UP and SUBURBAN					
2005	Pick Up.			N/A ⁽⁵⁾	
	Suburban- 6.0L.	A	1,2	K447A ²	
	Suburban- 8.1L.	A	1,2	K160	K160HD
- Clamp Kit K37018 Fits K447A					
- Clamp Kit K37018 Fits K160					
2004-01	Pick Up- W/ 5 Spd. MT.	B	1,2,3	K160	K160HD
	Pick Up- W/ 6 Spd. MT.	B	1,2,3	K188	
	Pick Up- W/ AT Exc. Heavy Duty.	B	1,2,3	K447A ²	
	Pick Up- W/ AT- Heavy Duty.	B	1,2,3	K160	K160HD
	Suburban- 6.0L.	A	1,2	K447A ²	
	Suburban- 8.1L.	A	1,2	K160	K160HD
- Clamp Kit K37018 Fits K160					
- Clamp Kit K37018 Fits K447A					
2000-99	Pick Up- AT- W/ Aluminum Driveshaft ²	B	1,2,3	K447A	
	Pick Up- AT- W/ Steel Driveshaft.	B	1,2,3	K178	K178HD
	Pick Up- MT.	B	1,2,3	K160	K160HD
	Suburban- W/ Aluminum Driveshaft ²	A	1,2	K447A	
	Suburban- W/ Steel Driveshaft.	A	1,2	K178	K178HD
	- Clamp Kit K37018 Fits K447A				
- Clamp Kit K37018 Fits K178					
- Clamp Kit K37018 Fits K160					
1998-92	Pick Up- W/ 2 Joint Shaft.	A	1,2	K447A ²	
	Pick Up- W/ 3 Joint Shaft- W/ Aluminum Driveshaft ²	B	1,2,3	K447A	
	Pick Up- W/ 3 Joint Shaft- W/ Steel Driveshaft.	B	1,2,3	K178	K178HD
Year Listing Continues					

2 WHEEL DRIVE TRUCKS

⁽⁵⁾ Limited information- Call sales at 800-728-7237 for availability

² See "Aluminum Joints" in the Reference Materials

^B With grease fitting in end of cup use K153-1

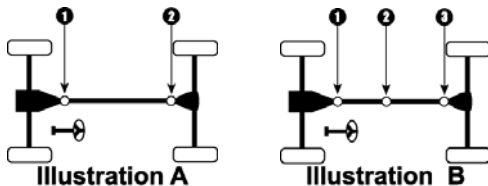


Year/ Model	Make	III. Location	Standard U-Joint	Heavy Duty U-Joint	
CHEVROLET (cont.)					
3/4 TON PICK UP and SUBURBAN (cont.)					
1998-92	Suburban- W/ Aluminum Driveshaft ²	A	1,2	K447A	
	Suburban- W/ Steel Driveshaft.	A	1,2	K178	K178HD
	- Clamp Kit K37018 Fits K447A				
	- Clamp Kit K37018 Fits K178				
1991	Pick Up- W/ 2 Joint Shaft.	A	1,2	K447A ²	
	Pick Up- W/ 3 Joint Shaft- W/ Aluminum Driveshaft ²	B	1,2,3	K447A	
	Pick Up- W/ 3 Joint Shaft- W/ Steel Driveshaft.	B	1,2,3	K178	K178HD
	Suburban- Exc. Diesel Eng.	B	1,2,3	K178	K178HD
	Suburban- W/ Diesel Eng.	B	1,3 2	K178 K3147 ^E	K178HD K3147HD
	- Clamp Kit K37018 Fits K447A				
	- Clamp Kit K37018 Fits K178				
1990-88	Pick Up- Crew Cab- Aluminum Driveshaft ²	B	1,2,3	K447A	
	Pick Up- Crew Cab- Steel Driveshaft.	B	1,2,3	K178	K178HD
	Pick Up- Extended Cab- Long Bed- Aluminum Driveshaft ²	B	1,2,3	K447A	
	Pick Up- Extended Cab- Long Bed- Steel Driveshaft.	B	1,2,3	K178	K178HD
	Pick Up- Extended Cab- Short Bed- Steel Driveshaft.	B	1 2,3	K178 K3147 ^E	K178HD K3147HD
	Pick Up- Reg. Cab- W/ 2 Joint Shaft.	A	1,2	K447A	
	Pick Up- Reg. Cab- W/ 3 Joint Shaft.	B	1,2,3	K178	K178HD
	Suburban- Exc. 454 V-8- W/ AT.	B	1,3 2	K178 K3147 ^E	K178HD K3147HD
	Suburban- W/ 454 V-8- W/ AT.	B	1,2,3	K178	K178HD
		- Clamp Kit K37018 Fits K447A			
	- Clamp Kit K37018 Fits K178				
	- Clamp Kit K27048 Fits K3147				
1987	Pick Up- 2 Door- W/ 3 Spd. AT- Exc. 454 V-8.	B	1,3 2	K178 K3147 ^E	K178HD K3147HD
	Pick Up- 2 Door- W/ 3 Spd. AT- W/ 454 V-8.	B	1,2,3	K178	K178HD

Year Listing Continues

² See "Aluminum Joints" in the Reference Materials

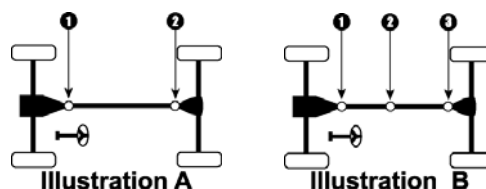
^E With grease fitting in end of cup use K3147-1



Year/ Model	Make	III.	Location	Standard U-Joint	Heavy Duty U-Joint	
CHEVROLET (cont.)						
3/4 TON PICK UP and SUBURBAN (cont.)						
1987	Pick Up- 2 Door- W/ 4 Spd. AT.	B	1,2 3	K3147 ^E K178	K3147HD K178HD	
	Pick Up- 2 Door- W/ MT.	B	1,2,3	K178	K178HD	
	Pick Up- 4 Door.	B	1,2,3	K178	K178HD	
	Suburban- Exc. 454 V-8- W/ AT.	B	1,3 2	K178 K3147 ^E	K178HD K3147HD	
	Suburban- W/ 454 V-8- W/ AT.	B	1,2,3	K178	K178HD	
	<i>- Clamp Kit K37018 Fits K178</i>					
1986-82	Pick Up- W/ Inside Lock Rings.	B	1,2,3	K3147 ^E	K3147HD	
	Pick Up- W/ Outside Lock Rings.	B	1,2,3	K178	K178HD	
	Suburban- W/ 2 Joint Shaft.	A	1,2	K3147 ^E	K3147HD	
	Suburban- W/ 3 Joint Shaft- Front Joint W/ Inside Lock Rings- Exc. 454 V-8.	B	1,3 2	K3147 ^E K178	K3147HD K178HD	
	Suburban- W/ 3 Joint Shaft- Front Joint W/ Outside Lock Rings- Exc. 454 V-8.	B	1,2 3	K178 K3147 ^E	K178HD K3147HD	
	Suburban- W/ 3 Joint Shaft- W/ 454 V-8.	B	1,2,3	K178	K178HD	
<i>- Clamp Kit K37018 Fits K178</i>						
1981	Pick Up- 2 Door- W/ 3 Spd. MT or Turbo 350 AT.	B	1,2 3	K153 ^B K3147 ^E	K153HD K3147HD	
	Pick Up- 2 Door- W/ 4 Spd. MT.	B	1,2 3	K178 K3147 ^E	K178HD K3147HD	
	Pick Up- 2 Door- W/ Turbo 400 AT.	B	1 2 3	K178 K153 ^B K3147 ^E	K178HD K153HD K3147HD	
	Pick Up- 4 Door- Exc. 4 Spd. MT- W/ 454 V-8.	B	1 2	K178 K153 ^B	K178HD K153HD	
	Pick Up- 4 Door- W/ 4 Spd. MT- W/ 454 V-8.	B	1,2,3	K178	K178HD	
	Suburban- W/ 454 V-8.	B	1,2,3	K178	K178HD	
	Year Listing Continues					

2 WHEEL DRIVE TRUCKS

^B With grease fitting in end of cup use K153-1
^E With grease fitting in end of cup use K3147-1

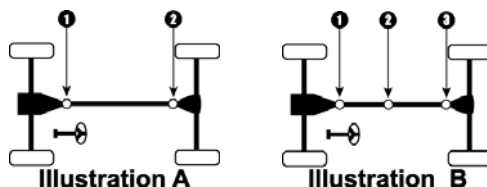


Year/ Model	Make	III.	Location	Standard U-Joint	Heavy Duty U-Joint
CHEVROLET (cont.)					
3/4 TON PICK UP and SUBURBAN (cont.)					
1981	Suburban- W/ AT- Exc. 454 V-8.	B	1,2 3	K178 K153 ^B	K178HD K153HD
	Suburban- W/ MT- Exc. 454 V-8.	B	1,2 3	K178 K3147 ^E	K178HD K3147HD
	<i>- Clamp Kit K37018 Fits K178</i>				
1980-78	Pick Up- W/ 2 Joint Shaft.	A	1,2	K153 ^B	K153HD
	Pick Up- W/ 3 Joint Shaft- W/ 1.063" OD Bearing.	B	1,2,3	K153 ^B	K153HD
	Pick Up- W/ 3 Joint Shaft- W/ 1.188" OD Bearing.	B	1,2,3	K178	K178HD
	Suburban- W/ Turbo 350 AT.	B	1,2,3	K153 ^B	K153HD
	Suburban- W/ Turbo 400 AT or W/ 4 Spd. MT.	B	1,2,3	K178	K178HD
1977-73	Exc. 400 or 454 V-8.	B	1,2 3	K153 ^B K178	K153HD K178HD
	W/ 400 V-8.	B	1 2,3	K1203 ^F K178	K1203HD K178HD
	W/ 454 V-8.	B	1,2,3	K178	K178HD
1972-67	W/ 3 Spd. MT or AT.	B	1,2,3	K153 ^B	K153HD
	W/ 4 Spd. MT.	B	1,2,3	K178	K178HD
	<i>- U Bolt Kit K29428 Fits K153</i>				
	<i>- U-Bolt Kit K39418 Fits K178</i>				
1966-62	W/ 3 Spd. MT or Powerglide AT.	A	1 2	K153 ^B K178	K153HD K178HD
	W/ 4 Spd. MT.	A	1,2	K178	K178HD
	W/ Turbo Hydra-matic AT.	B	1,2 3	K153 ^B K178	K153HD K178HD
		<i>- U-Bolt Kit K39418 Fits K178</i>			
3/4 TON STEP VAN					
1990-85	125" W.B.- W/ AT.	B	1,3 2	K178 K3147 ^E	K178HD K3147HD
	125" W.B.- W/ MT.	B	1,2,3	K178	K178HD
Year Listing Continues					

^B With grease fitting in end of cup use K153-1

^E With grease fitting in end of cup use K3147-1

^F With grease fitting in end of cup use K1203-1

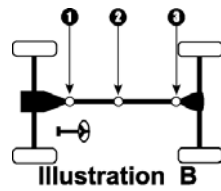
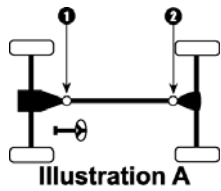


Year/ Model	Make	III.	Location	Standard U-Joint	Heavy Duty U-Joint
CHEVROLET (cont.)					
3/4 TON STEP VAN (cont.)					
1990-85	133" W.B.- W/ AT.	B	1	K178	K178HD
			2,3	K3147 ^E	K3147HD
	133" W.B.- W/ MT.	B	1,3	K178	K178HD
			2	K3147 ^E	K3147HD
	<i>- Clamp Kit K37018 Fits K178</i>				
1984-82	All.	B	1,2	K178	K178HD
			3	K3147 ^E	K3147HD
	<i>- Clamp Kit K37018 Fits K178</i>				
1981-79	Exc. 4 Spd. MT.	B	1,2	K178	K178HD
			3	K153 ^B	K153HD
	W/ 4 Spd. MT.	B	1,2,3	K178	K178HD
	<i>- Clamp Kit K37018 Fits K178</i>				
1978-76	W/ 2 Joint Shaft- Exc. 4 Spd. MT.	A	1,2	K153 ^B	K153HD
	W/ 2 Joint Shaft- W/ 4 Spd. MT.	A	1,2	K178	K178HD
	W/ 3 Joint Shaft- Exc. 4 Spd. MT.	B	1,2	K153 ^B	K153HD
			3	K178	K178HD
	W/ 3 Joint Shaft- W/ 4 Spd. MT.	B	1,2,3	K178	K178HD
1975-67	W/ 3 Spd. MT or AT.	B	1	K153 ^B	K153HD
			2,3	K178	K178HD
	W/ 4 Spd. MT.	B	1,2,3	K178	K178HD
1966-60	All.	B	1,2,3	K178	K178HD
3/4 TON VAN					
2005-04	W/ 2 Joint Shaft 135" W.B.- Inside Lock Rings.	A	1,2	K3147	K3147HD
	W/ 2 Joint Shaft 135" W.B.- Outside Lock Rings.	A	1,2	K178	K178HD
	W/ 3 Joint Shaft 155" W.B..			N/A ⁽⁵⁾	
	<i>- Clamp Kit K37018 Fits K178</i>				
2003	W/ 2 Joint Shaft 135" W.B.- Inside Lock Rings.	A	1,2	K3147	K3147HD
	W/ 2 Joint Shaft 135" W.B.- Outside Lock Rings.	A	1,2	K178	K178HD
Year Listing Continues					

⁽⁵⁾ Limited information- Call sales at 800-728-7237 for availability

^B With grease fitting in end of cup use K153-1

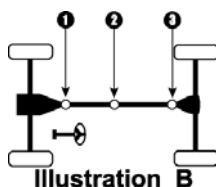
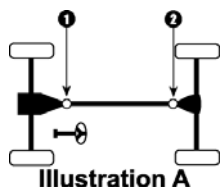
^E With grease fitting in end of cup use K3147-1



Year/ Model	Make	III.	Location	Standard U-Joint	Heavy Duty U-Joint
CHEVROLET (cont.)					
3/4 TON VAN (cont.)					
2003	W/ 3 Joint Shaft 155" W.B..	B	1,2,3	K178	K178HD
	<i>- Clamp Kit K37018 Fits K178</i>				
2002-97	W/ 2 Joint Shaft.	A	1,2	K178	K178HD
	W/ 3 Joint Shaft.	B	1,2,3	K178	K178HD
	<i>- Clamp Kit K37018 Fits K178</i>				
1996	W/ 2 Joint Shaft 110" W.B..	A	1,2	K3147 ^E	K3147HD
	W/ 2 Joint Shaft 135" W.B..	A	1,2	K178	K178HD
	W/ 3 Joint Shaft 155" W.B..	B	1,2,3	K178	K178HD
	<i>- Clamp Kit K27048 Fits K3147</i>				
	<i>- Clamp Kit K37018 Fits K178</i>				
1995-91	W/ 110" W.B..	A	1,2	K3147 ^E	K3147HD
	W/ 125" W.B.- W/ Aluminum Driveshaft ² .	A	1	K521A	
			2	K541A	
	W/ 125" W.B.- W/ Steel Driveshaft.	A	1,2	K3147 ^E	K3147HD
	<i>- Clamp Kit K27048 Fits K3147</i>				
	<i>- Clamp Kit K27048 Fits K541A</i>				
1990-85	W/ 2 Joint Shaft- W/ Aluminum Driveshaft ² .	A	1	K521A	
			2	K541A	
	W/ 2 Joint Shaft- W/ Steel Driveshaft.	A	1,2	K3147 ^E	K3147HD
	W/ 3 Joint Shaft.	B	1,2,3	K3147 ^E	K3147HD
	<i>- Clamp Kit K27048 Fits K541A</i>				
	<i>- Clamp Kit K27048 Fits K3147</i>				
1984	W/ 2 Joint Shaft.	A	1,2	K3147 ^E	K3147HD
	W/ 3 Joint Shaft- Exc. Turbo 400 AT.	B	1,2,3	K3147 ^E	K3147HD
	W/ 3 Joint Shaft- W/ Turbo 400 AT.	B	1	K3147 ^E	K3147HD
			2,3	K178	K178HD
	<i>- Clamp Kit K27048 Fits K3147</i>				
	<i>- Clamp Kit K37028 Fits K178</i>				
1983-82	W/ 2 Joint Shaft.	A	1,2	K3147 ^E	K3147HD
	W/ 3 Joint Shaft.	B	1,2,3	K3147 ^E	K3147HD
	<i>- Clamp Kit K27048 Fits K3147</i>				
Year Listing Continues					

² See "Aluminum Joints" in the Reference Materials

^E With grease fitting in end of cup use K3147-1

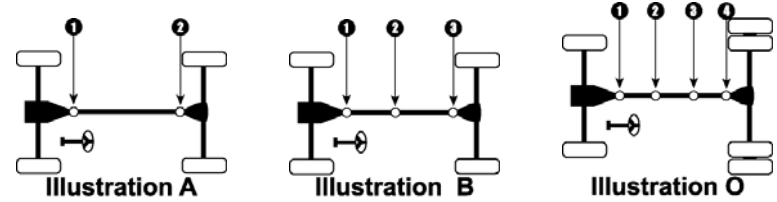


Year/ Model	Make	III.	Location	Standard U-Joint	Heavy Duty U-Joint
----------------	------	------	----------	---------------------	-----------------------

CHEVROLET (cont.)

3/4 TON VAN (cont.)					
1981	W/ 2 Joint Shaft- W/ Inside Lock Rings.	A	1,2	K3147 ^E	K3147HD
	W/ 2 Joint Shaft- W/ Outside Lock Rings.	A	1,2	K153 ^B	K153HD
	W/ 3 Joint Shaft- Front Joint.	B	1	K3147 ^E	K3147HD
	W/ 3 Joint Shaft- Middle or Rear Joint- W/ 1.063" OD Bearing.	B	2,3	K153 ^B	K153HD
	W/ 3 Joint Shaft- Middle or Rear Joint- W/ 1.188" OD Bearing.	B	2,3	K178	K178HD
	<i>- Clamp Kit K27048 Fits K3147</i>				
1980-79	W/ 2 Joint Shaft- W/ Inside Lock Rings.	A	1,2	K3147 ^E	K3147HD
	W/ 2 Joint Shaft- W/ Outside Lock Rings.	A	1,2	K153 ^B	K153HD
	W/ 3 Joint Shaft- Exc. 400 V-8 or MT.	B	1,2,3	K3147 ^E	K3147HD
	W/ 3 Joint Shaft- W/ 400 V-8 or MT.	B	1	K3147 ^E	K3147HD
			2	K1203 ^F	K1203HD
			3	K178	K178HD
<i>- Clamp Kit K27048 Fits K3147</i>					
1978-76	W/ 2 Joint Shaft- Exc. 400 V-8.	A	1,2	K153 ^B	K153HD
	W/ 2 Joint Shaft- W/ 400 V-8.	A	1	K3147 ^E	K3147HD
			2	K212	
	W/ 3 Joint Shaft- Exc. 400 V-8.	B	1,2,3	K153 ^B	K153HD
	W/ 3 Joint Shaft- W/ 400 V-8.	B	1	K3147 ^E	K3147HD
			2	K178	K178HD
			3	K1203 ^F	K1203HD
1975-67	W/ 2 Joint Shaft.	A	1,2	K153 ^B	K153HD
	W/ 3 Joint Shaft.	B	1,2,3	K153 ^B	K153HD
<i>- U-Bolt Kit K29428 Fits K153 (Thru 1972)</i>					
1 TON PICK UP and CHASSIS CAB					
2005-04	Pick Up.			N/A ⁽⁵⁾	
2003-01	Chassis Cab- W/ 183.5" W.B..	O	1,2,3,4	K160	K160HD
	Exc. Chassis Cab W/ 183.5" W.B.- 6 Spd MT.	B	1,2,3	K188	
Year Listing Continues					

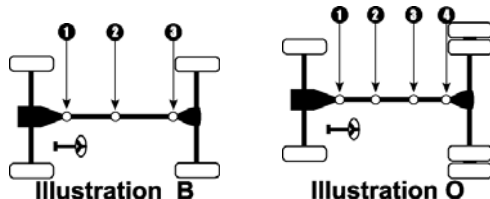
⁽⁵⁾ Limited information- Call sales at 800-728-7237 for availability
^B With grease fitting in end of cup use K153-1
^E With grease fitting in end of cup use K3147-1
^F With grease fitting in end of cup use K1203-1



Year/ Model	Make	III.	Location	Standard U-Joint	Heavy Duty U-Joint
CHEVROLET (cont.)					
1 TON PICK UP and CHASSIS CAB (cont.)					
2003-01	Exc. Chassis Cab W/ 183.5" W.B.- Exc. 6 Spd MT.	B	1,2,3	K160	K160HD
	- Clamp Kit K37018 Fits K160				
2000-97	Chassis Cab- W/ 131.5" W.B.	B	1,2,3	K447A ²	
	Chassis Cab- W/ 135.5" or 159.5" W.B.- 15,000 lb GVW.	B	1,2,3	K160	K160HD
	Chassis Cab- W/ 135.5" or 159.5" W.B.- Exc. 15,000 lb GVW.	B	1 2,3	K178 K160	K178HD K160HD
	Chassis Cab- W/ 155.5" W.B. & AT.	B	1,2,3	K447A ²	
	Chassis Cab- W/ 155.5" W.B. & MT.	B	1,2,3	K447A	
	Chassis Cab- W/ 183.5" W.B.	O	1,2,3,4	K160	K160HD
	Pickup- W/ 131.5" W.B.	B	1,2,3	K447A ²	
	Pickup- W/ 155.5" W.B. & AT.	B	1,2,3	K447A ²	
	Pickup- W/ 155.5" W.B. & MT.	B	1,2,3	K447A	
	- Clamp Kit K37018 Fits K447A				
	- Clamp Kit K37018 Fits K160 (With 1 5/16" Bolts)				
	- Clamp Kit K37028 Fits K160 (With 3/4" Bolts)				
	- Clamp Kit K37018 Fits K178				
1996-92	3500HD.	B	1,2,3	K160	K160HD
	Chassis Cab- W/ 183.5" W.B.	O	1,2,3,4	K160	K160HD
	W/ Aluminum Driveshaft- Exc. 3500HD or Chassis Cab W/ 183.5" W.B.	B	1,2,3	K447A ²	
	W/ Steel Driveshaft- Exc. 3500HD or Chassis Cab W/ 183.5" W.B.	B	1,2,3	K178	K178HD
	- Clamp Kit K37028 Fits K160				
	- Clamp Kit K37018 Fits K160 (With 1 5/16" Bolts)				
	- Clamp Kit K37028 Fits K160 (With 3/4" Bolts)				
	- Clamp Kit K37018 Fits K447A				
	- Clamp Kit K37018 Fits K178				
1991	Chassis Cab- W/ 183.5" W.B.	O	1,2,3,4	K160	K160HD

Year Listing Continues

² See "Aluminum Joints" in the Reference Materials



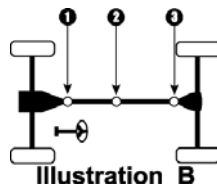
Year/ Model	Make	III.	Location	Standard U-Joint	Heavy Duty U-Joint
CHEVROLET (cont.)					
1 TON PICK UP and CHASSIS CAB (cont.)					
1991	W/ Aluminum Driveshaft- Exc. Cab Chassis- W/ 183.5" W.B. ²	B	1,2,3	K447A ²	
	W/ Steel Driveshaft- Exc. Cab Chassis- W/ 183.5" W.B.	B	1,2,3	K178	K178HD
	- Clamp Kit K37018 Fits K160 (With 1 5/16" Bolts) - Clamp Kit K37028 Fits K160 (With 3/4" Bolts) - Clamp Kit K37018 Fits K447A - Clamp Kit K37018 Fits K178				
1990-79	W/ Aluminum Driveshaft ²	B	1,2,3	K447A	
	W/ Steel Driveshaft.	B	1,2,3	K178	K178HD
	- Clamp Kit K37018 Fits K447A - Clamp Kit K37018 Fits K178				
1978-73	W/ 3 Spd. MT or Turbo 350 AT- Exc. Extended Cab. . . .	B	1,2 3	K153 ^B K178	K153HD K178HD
	W/ 4 Spd. MT or Turbo 400 AT- Exc. Extended Cab. . . .	B	1,2,3	K178	K178HD
	W/ Extended Cab- Includes Models W/ Dual Rear Wheels.	B	1,2,3	K178	K178HD
	- U-Bolt Kit K39418 Fits K178 (Thru 1975) - Clamp Kit K37018 Fits K178 (From 1976)				
1972-68	W/ AT- Exc. 396 & 400 V-8.	B	1 2,3	K153 ^B K178	K153HD K178HD
	W/ AT- W/ 396 & 400 V-8.	B	1 2,3	K1203 ^F K178	K1203HD K178HD
	W/ MT.	B	1,2,3	K178	K178HD
	- U-Bolt Kit K39418 Fits K178				
1967-60	W/ AT.	B	1 2,3	K153 ^B K178	K153HD K178HD
	W/ MT.	B	1,2,3	K178	K178HD
	- U-Bolt Kit K39418 Fits K178				

2 WHEEL DRIVE TRUCKS

² See "Aluminum Joints" in the Reference Materials

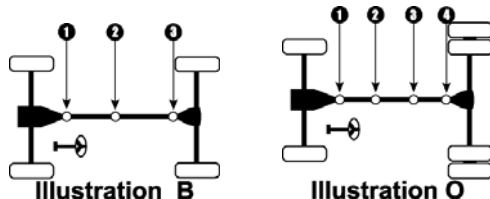
^B With grease fitting in end of cup use K153-1

^F With grease fitting in end of cup use K1203-1



Year/ Model	Make	Ill.	Location	Standard U-Joint	Heavy Duty U-Joint
CHEVROLET (cont.)					
1 TON STEP VAN and MOTOR HOME CHASSIS					
1999-98	W/ 3 Joint Shaft- W/ 4 Wheel Disc Brakes.	B	1,2,3	K160	K160HD
	W/ 3 Joint Shaft- W/ Rear Drum Brakes.	B	1,2,3	K178	K178HD
	W/ 4 Joint Shaft- W/ 4 Wheel Disk Brakes- Exc. Motor Home Chassis.	O	1,2,3,4	K160	K160HD
	W/ 4 Joint Shaft- W/ Motor Home Chassis.	O	1,2,3,4	K188	
	W/ 4 Joint Shaft- W/ Rear Drum Brakes- Exc. Motor Home Chassis.	O	1,2,3,4	K178	K178HD
	- Clamp Kit K37018 Fits K160 (With 1 5/16" Bolts) - Clamp Kit K37028 Fits K160 (With 3/4" Bolts) - Clamp Kit K37018 Fits K178 - Clamp Kit K37038 Fits K188				
1997-91	W/ 3 Joint Shaft- W/ 4 Wheel Disc Brakes.	B	1,2,3	K160	K160HD
	W/ 3 Joint Shaft- W/ Rear Drum Brakes.	B	1,2,3	K178	K178HD
	W/ 4 Joint Shaft- W/ 4 Wheel Disk Brakes.	O	1,2,3,4	K160	K160HD
	W/ 4 Joint Shaft- W/ Rear Drum Brakes.	O	1,2,3,4	K178	K178HD
	- Clamp Kit K37018 Fits K160 (With 1 5/16" Bolts) - Clamp Kit K37028 Fits K160 (With 3/4" Bolts) - Clamp Kit K37018 Fits K178				
1990-89	125" or 133" W.B.- W/ Rear Disc Brakes & AT.	B	1,3 2	K160 K178	K160HD K178HD
	125" or 133" W.B.- W/ Rear Disc Brakes & MT- Exc. Turbo Diesel.	B	1 2 3	K153 ^B K178 K160	K153HD K178HD K160HD
	125" or 133" W.B.- W/ Rear Disc Brakes & MT- W/ Turbo Diesel.	B	1,2 3	K178 K160	K178HD K160HD
	125" or 133" W.B.- W/ Rear Drum Brakes.	B	1,2,3	K178	K178HD
	Year Listing Continues				

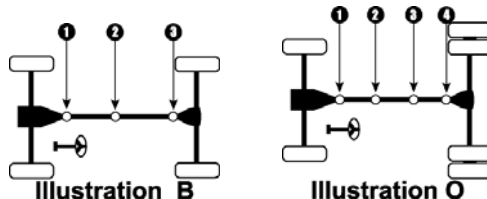
^B With grease fitting in end of cup use K153-1



Year/ Model	Make	III.	Location	Standard U-Joint	Heavy Duty U-Joint
CHEVROLET (cont.)					
1 TON STEP VAN and MOTOR HOME CHASSIS					
(cont.)					
1990-89	137" W.B.- Motor Home Chassis.	B	1,2,3	K178	K178HD
	157" W.B.- W/ Rear Disc Brakes- W/ AT.	B	1	K1206	
			2	K178	K178HD
			3	K160	K160HD
	157" W.B.- W/ Rear Disc Brakes- W/ MT.	B	1,2	K178	K178HD
			3	K160	K160HD
	157" W.B.- W/ Rear Drum Brakes.	B	1,2,3	K178	K178HD
	178" W.B.- Motor Home Chassis- W/ Rear Disc Brakes & AT.	B	1	K1206	
			2	K178	K178HD
			3	K160	K160HD
	178" W.B.- Motor Home Chassis- W/ Rear Disc Brakes & MT.	B	1,2	K178	K178HD
			3	K160	K160HD
	178" W.B.- Motor Home Chassis- W/ Rear Drum Brakes.	B	1,2,3	K160	K160HD
	178" W.B.- Step Van- W/ 3 Joint Shaft.	B	1,2,3	K178	K178HD
	178" W.B.- Step Van- W/ 4 Joint Shaft.	O	1,2,3,4	K178	K178HD
208" W.B.- Motor Home Chassis.	O	1,2,3,4	K160	K160HD	
<ul style="list-style-type: none"> - Clamp Kit K37018 Fits K160 - U-Bolt Kit K39418 Fits K160 - Clamp Kit K37018 Fits K178 - U-Bolt Kit K39418 Fits K178 					
1988-85	125" or 133" W.B.- W/ Rear Disc Brakes & AT.	B	1,3	K160	K160HD
			2	K178	K178HD
	125" or 133" W.B.- W/ Rear Disc Brakes & MT- Exc. Turbo Diesel.	B	1	K153 ^B	K153HD
			2	K178	K178HD
		3	K160	K160HD	
Year Listing Continues					

2 WHEEL DRIVE TRUCKS

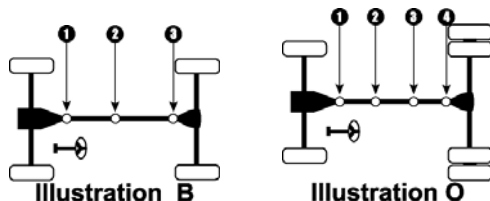
^B With grease fitting in end of cup use K153-1



Year/ Model	Make	III.	Location	Standard U-Joint	Heavy Duty U-Joint	
CHEVROLET (cont.)						
1 TON STEP VAN and MOTOR HOME CHASSIS						
(cont.)						
1988-85	125" or 133" W.B.- W/ Rear Disc Brakes & MT- W/ Turbo Diesel.	B	1,2 3	K178 K160	K178HD K160HD	
	125" or 133" W.B.- W/ Rear Drum Brakes.	B	1,2,3	K178	K178HD	
	137" W.B.- Motor Home Chassis.	B	1,2,3	K178	K178HD	
	157" W.B.- W/ Rear Disc Brakes- W/ AT.	B	1	K1206		
			2	K178	K178HD	
			3	K160	K160HD	
	157" W.B.- W/ Rear Disc Brakes- W/ MT.	B	1,2	K178	K178HD	
			3	K160	K160HD	
	157" W.B.- W/ Rear Drum Brakes.	B	1,2,3	K178	K178HD	
	178" W.B.- Motor Home Chassis- W/ Rear Disc Brakes & AT.	B	1	K1206		
			2	K178	K178HD	
			3	K160	K160HD	
	178" W.B.- Motor Home Chassis- W/ Rear Disc Brakes & MT.	B	1,2	K178	K178HD	
			3	K160	K160HD	
	178" W.B.- Motor Home Chassis- W/ Rear Drum Brakes.	B	1,2,3	K160	K160HD	
	178" W.B.- Step Van- W/ 3 Joint Shaft.	B	1,2,3	K178	K178HD	
	178" W.B.- Step Van- W/ 4 Joint Shaft.	O	1,2,3,4	K178	K178HD	
	208" W.B.- Motor Home Chassis.	O	1,2,3,4	K160	K160HD	
	- Clamp Kit K37018 Fits K160					
	- U-Bolt Kit K39418 Fits K160					
- Clamp Kit K37018 Fits K178						
- U-Bolt Kit K39418 Fits K178						
1984-79	125", 133" or 137" W.B.- W/ Rear Disc Brakes & 4 Spd. MT.	B	1	K153 ^B	K153HD	
			2,3	K178	K178HD	
	125", 133" or 137" W.B.- W/ Rear Disc Brakes & Turbo 400 AT.	B	1	K160	K160HD	
			2,3	K178	K178HD	

Year Listing Continues

^B With grease fitting in end of cup use K153-1



Year/ Model	Make	III.	Location	Standard U-Joint	Heavy Duty U-Joint
----------------	------	------	----------	---------------------	-----------------------

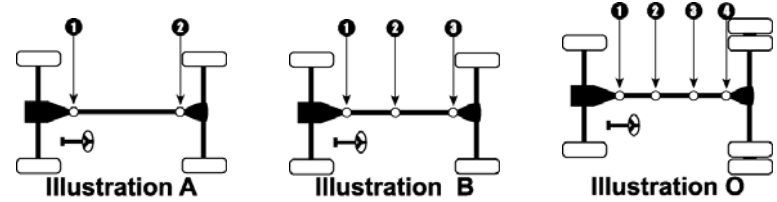
CHEVROLET (cont.)

1 TON STEP VAN and MOTOR HOME CHASSIS (cont.)

1984-79	125", 133" or 137" W.B.- W/ Rear Drum Brakes.	B	1,2,3	K178	K178HD
	157" W.B.- W/ Rear Disc Brakes & 4 Spd. MT.	B	1,2,3	K178	K178HD
	157" W.B.- W/ Rear Disc Brakes & Turbo 400 AT.	B	1	K1206	
			2,3	K178	K178HD
	157" W.B.- W/ Rear Drum Brakes.	B	1,2,3	K178	K178HD
	178" W.B.- Motor Home Chassis.	B	1	K1206	
			2,3	K178	K178HD
	178" W.B.- Step Van- W/ 3 Joint Shaft.	B	1,2,3	K178	K178HD
	178" W.B.- Step Van- W/ 4 Joint Shaft.	O	1,2,3,4	K178	K178HD
		- Clamp Kit K37018 Fits K178 (With 1 5/16" Bolts)			
	- Clamp Kit K37028 Fits K178 (With 3/4" Bolts)				
	- U-Bolt Kit K39418 Fits K178				
1978-75	125" or 133" W.B.- W/ 4 Wheel Disc Brakes.	B	1,2	K153 ^B	K153HD
			3	K1206	
	125" or 133" W.B.- W/ Drum Brakes.	B	1,2,3	K178	K178HD
	157" W.B.- W/ 4 Wheel Disc Brakes.	B	1	K1206	
			2	K153 ^B	K153HD
			3	K1206	
157" W.B.- W/ Drum Brakes.	B	1,2,3	K178	K178HD	
	- U-Bolt Kit K39418 Fits K178				
1974-68	All.	B	1,2,3	K178	K178HD
	- U-Bolt Kit K39418 Fits K178				
1967-63	104" W.B.- W/ 3 Spd. MT or AT.	A	1	K153 ^B	K153HD
			2	K178	K178HD
	104" W.B.- W/ 4 Spd. MT.	A	1,2	K178	K178HD
	125" or 137" W.B.- W/ 3 Spd. MT or AT.	B	1	K153 ^B	K153HD
			2,3	K178	K178HD
	125" or 137" W.B.- W/ 4 Spd. MT.	B	1,2,3	K178	K178HD
	- U-Bolt Kit K39418 Fits K178				

Year Listing Continues

^B With grease fitting in end of cup use K153-1



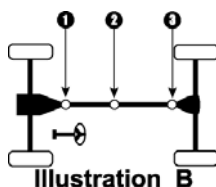
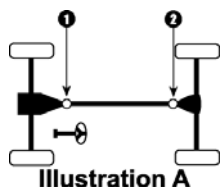
2 WHEEL DRIVE TRUCKS

Year/ Model	Make	III.	Location	Standard U-Joint	Heavy Duty U-Joint		
CHEVROLET (cont.)							
1 TON STEP VAN and MOTOR HOME CHASSIS (cont.)							
1962-61	104" W.B.- W/ 3 Spd. MT.	A	1	K153 ^B	K153HD		
			2	K178	K178HD		
	104" W.B.- W/ 4 Spd. MT or AT.	A	1,2	K178	K178HD		
	125" or 137" W.B.- W/ 3 Spd. MT.	B	1	K153 ^B	K153HD		
			2,3	K178	K178HD		
	125" or 137" W.B.- W/ 4 Spd. MT or AT.	B	1,2,3	K178	K178HD		
1960	104" W.B.- W/ 3 Spd. MT.	A	1,2	K153 ^B	K153HD		
			1,2	K178	K178HD		
	125" or 137" W.B.- W/ 3 Spd. MT.	B	1	K153 ^B	K153HD		
			2,3	K178	K178HD		
	125" or 137" W.B.- W/ 4 Spd. MT or AT.	B	1,2,3	K178	K178HD		
1 TON VAN and CHASSIS CAB							
2005-04	135" W.B.	A	1,2	K447A ²			
			139" W.B.	A	1,2	K160A ²	
			155" or 159" W.B.			N/A ⁽⁵⁾	
			177" W.B.	B	1	K447A ²	
			2,3	K160A ²			
	- Clamp Kit K37018 Fits K447A						
	- Clamp Kit K37018 Fits K160A						
2003	135" W.B.	A	1,2	K447A ²			
			139" W.B.	A	1,2	K160A ²	
			155" W.B.	B	1,2,3	K447A ²	
			159" or 177" W.B.	B	1	K447A ²	
			2,3	K160A ²			
	- Clamp Kit K37018 Fits K447A						
	- Clamp Kit K37018 Fits K160A						
2002-01	W/ 2 Joint Shaft.	A	1,2	K447A ²			
Year Listing Continues							

⁽⁵⁾ Limited information- Call sales at 800-728-7237 for availability

² See "Aluminum Joints" in the Reference Materials

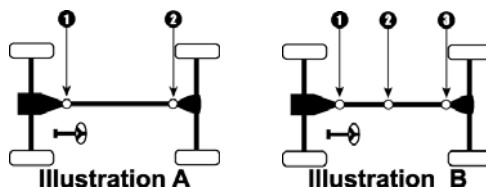
^B With grease fitting in end of cup use K153-1



Year/ Model	Make	III.	Location	Standard U-Joint	Heavy Duty U-Joint
CHEVROLET (cont.)					
1 TON VAN and CHASSIS CAB (cont.)					
2002-01	W/ 3 Joint Shaft- Exc. 137" W.B. Commercial Cutaway 8.1L.	B	1,2,3	K447A ²	
	W/ 3 Joint Shaft- W/ 137" W.B. Commercial Cutaway 8.1L.	B	1,2 3	K447A ² K160A ²	
	- Clamp Kit K37018 Fits K447A - Clamp Kit K37018 Fits K160A				
2000-92	W/ 2 Joint Shaft.	A	1,2	K447A ²	
	W/ 3 Joint Shaft.	B	1,2,3	K447A ²	
	- Clamp Kit K37018 Fits K447A				
1991	W/ 2 Joint Shaft- W/ Aluminum Driveshaft ²	A	1,2	K447A	
	W/ 2 Joint Shaft- W/ Steel Driveshaft.	A	1,2	K178	K178HD
	W/ 3 Joint Shaft- W/ Aluminum Driveshaft ²	B	1,2,3	K447A	
	W/ 3 Joint Shaft- W/ Steel Driveshaft.	B	1,2,3	K178	K178HD
	- Clamp Kit K37018 Fits K447A (With 1 5/16" Bolts) - Clamp Kit K37028 Fits K447A (With 3/4" Bolts) - Clamp Kit K37018 Fits K178 (With 1 5/16" Bolts) - Clamp Kit K37028 Fits K178 (With 3/4" Bolts)				
1990-85	125" W.B.- Exc. 4 Spd. AT.	B	1,2,3	K178	K178HD
	125" W.B.- W/ 4 Spd. AT.	B	1 2,3	K3147 ^E K178	K3147HD K178HD
	146" W.B.	B	1,2,3	K178	K178HD
	- Clamp Kit K37018 Fits K178 (With 1 5/16" Bolts) - Clamp Kit K37028 Fits K178 (With 3/4" Bolts)				
1984-83	Chassis Cab.	B	1,2,3	K178	K178HD
	Exc. Chassis Cab.	B	1 2,3	K3147 ^E K178	K3147HD K178HD
	- Clamp Kit K37018 Fits K178				
1982	Chassis Cab- W/ AT.	B	1,2,3	K178	K178HD
	Exc. Chassis Cab- W/ AT.	B	1 2,3	K3147 ^E K178	K3147HD K178HD
	- Clamp Kit K37018 Fits K178				
Year Listing Continues					

2 WHEEL DRIVE TRUCKS

² See "Aluminum Joints" in the Reference Materials
^E With grease fitting in end of cup use K3147-1



Year/ Model	Make	III.	Location	Standard U-Joint	Heavy Duty U-Joint
CHEVROLET (cont.)					
1 TON VAN and CHASSIS CAB (cont.)					
1981-80	Exc. 3 Spd. MT.	B	1,2,3	K178	K178HD
	W/ 3 Spd. MT.	B	1	K3147 ^E	K3147HD
			2,3	K178	K178HD
	<i>- Clamp Kit K37018 Fits K178</i>				
1979-78	W/ 2 Joint Shaft.	A	1,2	K178	K178HD
	W/ 3 Joint Shaft- Exc. Turbo 400 AT.	B	1	K3147 ^E	K3147HD
			2,3	K178	K178HD
	W/ 3 Joint Shaft- W/ Turbo 400 AT.	B	1,2,3	K178	K178HD
	<i>- Clamp Kit K37018 Fits K178</i>				
1977-75	W/ 2 Joint Shaft- Exc. 400 V-8.	A	1,2	K153 ^B	K153HD
	W/ 2 Joint Shaft- W/ 400 V-8.	A	1	K1203 ^F	K1203HD
			2	K178	K178HD
	W/ 3 Joint Shaft- Exc. 400 V-8.	B	1	K153 ^B	K153HD
			2,3	K178	K178HD
	W/ 3 Joint Shaft- W/ 400 V-8.	B	1	K1203 ^F	K1203HD
			2,3	K178	K178HD
	<i>- U-Bolt Kit K39418 Fits K178</i>				
1974-67	W/ 2 Joint Shaft.	A	1,2	K153 ^B	K153HD
	W/ 3 Joint Shaft.	B	1,2,3	K153 ^B	K153HD
	<i>- U Bolt Kit K29428 Fits K153</i>				

DODGE

DAKOTA

2005	All.			N/A ⁽⁵⁾	
2004-00	Club or Quad Cab- W/ AT.	A	1,2	K521A ²	
	Club or Quad Cab- W/ MT.	B	1,2,3	K1203 ^F	K1203HD
	Reg. Cab.	A	1,2	K1203 ^F	K1203HD
1999	W/ 2 Joint Shaft.	A	1	K1203 ^F	K1203HD
			2	K355	

Year Listing Continues

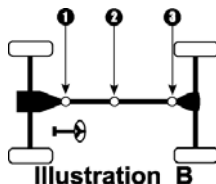
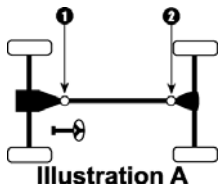
⁽⁵⁾ Limited information- Call sales at 800-728-7237 for availability

² See "Aluminum Joints" in the Reference Materials

^B With grease fitting in end of cup use K153-1

^E With grease fitting in end of cup use K3147-1

^F With grease fitting in end of cup use K1203-1



Year/ Model	Make	III.	Location	Standard U-Joint	Heavy Duty U-Joint
DODGE (cont.)					
DAKOTA (cont.)					
1999	W/ 3 Joint Shaft.	B	1,2 3	K1203 ^F K355	K1203HD
1998-94	W/ 2 Joint Shaft.	A	1,2	K1309	K1309HD
	W/ 3 Joint Shaft.	B	1,2,3	K1309	K1309HD
1993-92	W/ 2 Joint Shaft- W/ 2.125" Yokes [•]	A	1,2	K1306 ^A	K1306HD
	W/ 2 Joint Shaft- W/ 2.625" Yokes [•]	A	1,2	K1309	K1309HD
	W/ 3 Joint Shaft- W/ 2.125" Yokes [•]	B	1,2,3	K1306 ^A	K1306HD
	W/ 3 Joint Shaft- W/ 2.625" Yokes [•]	B	1,2,3	K1309	K1309HD
	- Clamp Kit K27038 Fits K1306				
1991-87	Long Bed.	B	1,2,3	K1306 ^A	K1306HD
	Standard Bed.	A	1,2	K1306 ^A	K1306HD
	- Clamp Kit K27038 Fits K1306				
DURANGO					
2005-04	All.			N/A ⁽⁵⁾	
2003-00	All.	A	1,2	K521A ²	
RAMCHARGER					
1993-92	W/ 2.125" Yokes [•]	A	1,2	K1306 ^A	K1306HD
	W/ 2.625" Yokes [•]	A	1,2	K1309	K1309HD
	- Clamp Kit K27038 Fits K1306				
1991-82	All.	A	1,2	K1306 ^A	K1306HD
	- Clamp Kit K27038 Fits K1306				
1981-75	W/ 2.125" Yokes [•]	A	1,2	K1306 ^A	K1306HD
	W/ 2.625" Yokes [•]	A	1,2	K1309	K1309HD
	- Clamp Kit K27038 Fits K1306				
D-50 and RAM 50					
1993-89	W/ 2 Joint Shaft- W/ AT.	A	1,2	K1503	
	W/ 2 Joint Shaft- W/ MT.	A	1,2	K1516	
	W/ 3 Joint Shaft- W/ AT.	B	1,2,3	K1503	
Year Listing Continues					

2 WHEEL DRIVE TRUCKS

⁽⁵⁾ Limited information- Call sales at 800-728-7237 for availability

² See "Aluminum Joints" in the Reference Materials

^A With grease fitting in end of cup use K1306-1

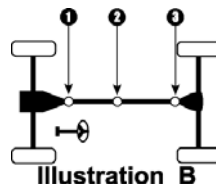
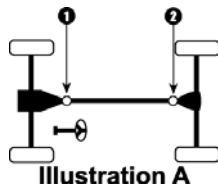
^F With grease fitting in end of cup use K1203-1

[•] Measure Inside Yoke

● Measure Inside Yoke



■ Measure Outside Yoke



Year/ Model	Make	Ill.	Location	Standard U-Joint	Heavy Duty U-Joint
DODGE (cont.)					
D-50 and RAM 50 (cont.)					
1993-89	W/ 3 Joint Shaft- W/ MT.	B	1,2,3	K1516	
1988-87	W/ 2.0L Engine.	A	1,2	K1503	
	W/ 2.6L Eng..	B	1,2,3	K1516	
1986-83	W/ 2.0L Engine.	B	1,2,3	K1503	
	W/ 2.3L Diesel or 2.6L Gas Engines.	B	1,2,3	K1516	
1982-78	W/ 2.250" Yokes [■]	A	1,2	K1516	
	W/ 2.875" Yokes [■]	A	1,2	K1503	
1/2 TON PICK UP					
2005	All.			N/A ⁽⁵⁾	
2004-00	W/ 2 Joint Driveshaft.	A	1,2	K521A ²	
	W/ 3 Joint Driveshaft.	B	1,2,3	K1203 ^F	K1203HD
1999-98	W/ 2 Joint Driveshaft.	A	1	K1203 ^F	K1203HD
			2	K355	
	W/ 3 Joint Driveshaft.	B	1,2 3	K1203 ^F K355	K1203HD
1997-94	Club Cab- W/ 2 Joint Aluminum/Graphite Driveshaft ²	A	1,2	K355A	
	Club Cab- W/ 3 Joint Driveshaft.	B	1,2,3	K1309	K1309HD
	Reg. Cab- Long Bed- W/ 2 Joint Aluminum/Graphite Driveshaft ²	A	1,2	K355A	
	Reg. Cab- Long Bed- W/ 2 Joint Steel Driveshaft.	A	1	K178	K178HD
			2	K1309	K1309HD
Reg. Cab- Long Bed- W/ 3 Joint Driveshaft.	B	1,2,3	K1309	K1309HD	
Reg. Cab- Short Bed.	A	1,2	K1309	K1309HD	
1993-70	W/ 2 Joint Shaft- W/ 2.125" Yokes [●]	A	1,2	K1306 ^A	K1306HD
	W/ 2 Joint Shaft- W/ 2.625" Yokes [●]	A	1,2	K1309	K1309HD
	W/ 3 Joint Shaft- W/ 2.125" Yokes [●]	B	1,2,3	K1306 ^A	K1306HD
	W/ 3 Joint Shaft- W/ 2.625" Yokes [●]	B	1,2,3	K1309	K1309HD
	- Clamp Kit K27038 Fits K1306				
1969-61	W/ 2 Joint Shaft.	A	1,2	K1306 ^A	K1306HD
Year Listing Continues					

⁽⁵⁾ Limited information- Call sales at 800-728-7237 for availability

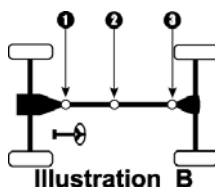
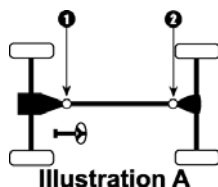
² See "Aluminum Joints" in the Reference Materials

^A With grease fitting in end of cup use K1306-1

^F With grease fitting in end of cup use K1203-1

[●] Measure Inside Yoke

[■] Measure Outside Yoke



Year/ Model	Make	III.	Location	Standard U-Joint	Heavy Duty U-Joint
DODGE (cont.)					
1/2 TON PICK UP (cont.)					
1969-61	W/ 3 Joint Shaft. <i>- Clamp Kit K27038 Fits K1306</i>	B	1,2,3	K1306 ^A	K1306HD
1960-50	All.	A	1,2	K1200	K1200HD
1/2 TON VAN					
2003-00	All.	A	1,2	K541A ²	
1999-97	W/ 1.063" OD Bearing.	A	1	K1203 ^F	K1203HD
	W/ 1.188" OD Bearing.	A	2	K355	
1996-94	All.	A	1,2	K160	K160HD
1993-92	W/ 2.125" Yokes [•]	A	1,2	K1309	K1309HD
	W/ 2.625" Yokes [•] <i>- Clamp Kit K27038 Fits K1306</i>	A	1,2	K1306 ^A	K1306HD
		A	1,2	K1309	K1309HD
1991-82	All. <i>- Clamp Kit K27038 Fits K1306</i>	A	1,2	K1306 ^A	K1306HD
1981-78	W/ 2.125" Yokes [•]	A	1,2	K1306 ^A	K1306HD
	W/ 2.625" Yokes [•] <i>- Clamp Kit K27038 Fits K1306</i>	A	1,2	K1309	K1309HD
1977-74	Exc. 440 V-8.	A	1,2	K1306 ^A	K1306HD
	W/ 440 V-8. <i>- Clamp Kit K27038 Fits K1306</i>	A	1,2	K1309	K1309HD
1973-70	All. <i>- Clamp Kit K27038 Fits K1306</i>	A	1,2	K1306 ^A	K1306HD
1969-63	Exc. AT- Pos. 1 is Pot Type W/O Body.	A	1	K1407	
	W/ AT.	A	2	K1306 ^A	K1306HD
		A	1,2	K1306 ^A	K1306HD
	<i>- Clamp Kit K27038 Fits K1306</i>				
3/4 TON PICK UP					
2005-98	W/ 2 Joint Shaft- Exc. V-10 & Turbo Diesel.	A	1,2	K178	K178HD
Year Listing Continues					

2 WHEEL DRIVE TRUCKS

² See "Aluminum Joints" in the Reference Materials

^A With grease fitting in end of cup use K1306-1

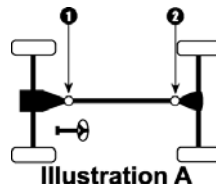
^F With grease fitting in end of cup use K1203-1

[•] Measure Inside Yoke

● Measure Inside Yoke



■ Measure Outside Yoke



Year/ Model	Make	III. Location	Standard U-Joint	Heavy Duty U-Joint
----------------	------	---------------	---------------------	-----------------------

DODGE (cont.)

3/4 TON PICK UP (cont.)

2005-98	W/ 2 Joint Shaft- V-10 & Turbo Diesel.	A	1,2	K160	K160HD
	W/ 3 Joint Shaft- Exc. V-10 & Turbo Diesel.	B	1,2,3	K178	K178HD
	W/ 3 Joint Shaft- V-10 & Turbo Diesel.	B	1,2,3	K160	K160HD
	- Clamp Kit K37028 Fits K178				
	- Clamp Kit K37028 Fits K160				
1997-94	W/ 2 Joint Shaft & 1.063" OD Bearings- Exc. V-10 & Turbo Diesel.	A	1 2	K1203 ^F K355	K1203HD
	W/ 2 Joint Shaft & 1.126" OD Bearings- Exc. V-10 & Turbo Diesel.	A	1,2	K1309	K1309HD
	W/ 2 Joint Shaft & 1.188" OD Bearings- Exc. V-10 & Turbo Diesel.	A	1,2	K178	K178HD
	W/ 2 Joint Shaft- V-10 & Turbo Diesel.	A	1,2	K160	K160HD
	W/ 3 Joint Shaft & 1.063" OD Bearings- Exc. V-10 & Turbo Diesel.	B	1,2 3	K1203 ^F K355	K1203HD
	W/ 3 Joint Shaft & 1.126" OD Bearings- Exc. V-10 & Turbo Diesel.	B	1,2,3	K1309	K1309HD
	W/ 3 Joint Shaft & 1.188" OD Bearings- Exc. V-10 & Turbo Diesel.	B	1,2,3	K178	K178HD
	W/ 3 Joint Shaft- V-10 & Turbo Diesel.	B	1,2,3	K160	K160HD
	- Clamp Kit K37028 Fits K178				
- Clamp Kit K37028 Fits K160					
1993-89	W/ 2 Joint Shaft- Turbo Diesel.	A	1,2	K160	K160HD
	W/ 2 Joint Shaft- W/ 2.125" Yokes- Exc. Turbo Diesel*	A	1,2	K1306 ^A	K1306HD
	W/ 2 Joint Shaft- W/ 2.625" Yokes- Exc. Turbo Diesel*	A	1,2	K1309	K1309HD
	W/ 3 Joint Shaft- Turbo Diesel.	B	1,2,3	K160	K160HD

Year Listing Continues

^A With grease fitting in end of cup use K1306-1

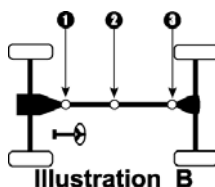
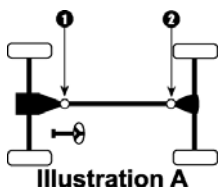
^F With grease fitting in end of cup use K1203-1

* Measure Inside Yoke

● Measure Inside Yoke



■ Measure Outside Yoke



Year/ Model	Make	III.	Location	Standard U-Joint	Heavy Duty U-Joint
DODGE (cont.)					
3/4 TON PICK UP (cont.)					
1993-89	W/ 3 Joint Shaft- W/ 2.125" Yokes- Exc. Turbo Diesel	B	1,2,3	K1306 ^A	K1306HD
	W/ 3 Joint Shaft- W/ 2.625" Yokes- Exc. Turbo Diesel	B	1,2,3	K1309	K1309HD
	- Clamp Kit K37028 Fits K160 - Clamp Kit K27038 Fits K1306				
1988-82	W/ 2 Joint Shaft.....	A	1,2	K1306 ^A	K1306HD
	W/ 3 Joint Shaft.....	B	1,2,3	K1306 ^A	K1306HD
	- Clamp Kit K27038 Fits K1306				
1981-70	W/ 2 Joint Shaft- W/ 2.125" Yokes [•]	A	1,2	K1306 ^A	K1306HD
	W/ 2 Joint Shaft- W/ 2.625" Yokes [•]	A	1,2	K1309	K1309HD
	W/ 3 Joint Shaft- W/ 2.125" Yokes [•]	B	1,2,3	K1306 ^A	K1306HD
	W/ 3 Joint Shaft- W/ 2.625" Yokes [•]	B	1,2,3	K1309	K1309HD
	- Clamp Kit K27038 Fits K1306				
1969-60	W/ 2 Joint Shaft.....	A	1,2	K1306 ^A	K1306HD
	W/ 3 Joint Shaft.....	B	1,2,3	K1306 ^A	K1306HD
1959-58	All.....	A	1,2	K1200	K1200HD
3/4 TON VAN					
2003-94	W/ 1.063" OD Bearing.....	A	1 2	K1203 ^F K355	K1203HD
	W/ 1.126" OD Bearing.....	A	1,2	K1309	K1309HD
	W/ 1.188" OD Bearing.....	A	1,2	K178	K178HD
	- Clamp Kit K37028 Fits K178				
1993-92	W/ 2.125" Yokes [•]	A	1,2	K1306 ^A	K1306HD
	W/ 2.625" Yokes [•]	A	1 2	K1306 ^A K1309	K1306HD K1309HD
	- Clamp Kit K27038 Fits K1306				
1991-82	All.....	A	1,2	K1306 ^A	K1306HD
	- Clamp Kit K27038 Fits K1306				
Year Listing Continues					

2 WHEEL DRIVE TRUCKS

^A With grease fitting in end of cup use K1306-1

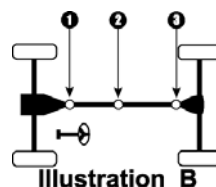
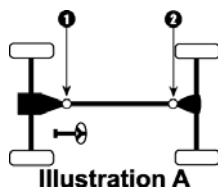
^F With grease fitting in end of cup use K1203-1

[•] Measure Inside Yoke

● Measure Inside Yoke



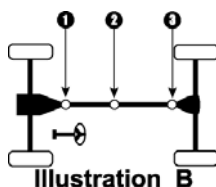
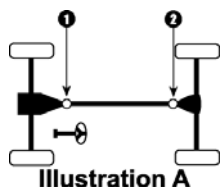
■ Measure Outside Yoke



Year/ Model	Make	III.	Location	Standard U-Joint	Heavy Duty U-Joint
DODGE (cont.)					
3/4 TON VAN (cont.)					
1981-74	W/ 2.125" Yokes [•]	A	1,2	K1306 ^A	K1306HD
	W/ 2.625" Yokes [•]	A	1,2	K1309	K1309HD
	- Clamp Kit K27038 Fits K1306				
1973-69	All.....	A	1,2	K1306 ^A	K1306HD
	- Clamp Kit K27038 Fits K1306				
1968-61	W/ 2 Joint Shaft.....	A	1,2	K1306 ^A	K1306HD
	W/ 3 Joint Shaft.....	B	1,2,3	K1306 ^A	K1306HD
	- Clamp Kit K27038 Fits K1306				
1 TON PICK UP					
2005-94	W/ 2 Joint Shaft- Inside Lock Rings- Exc. V-10 & Turbo Diesel.....	A	1,2	K1309	K1309HD
	W/ 2 Joint Shaft- Outside Lock Rings- Exc. V-10 & Turbo Diesel.....	A	1,2	K178	K178HD
	W/ 2 Joint Shaft- W/ V-10 & Turbo Diesel.....	A	1,2	K178	K178HD
	W/ 3 Joint Shaft- Inside Lock Rings- Exc. V-10 & Turbo Diesel.....	B	1,2,3	K1309	K1309HD
	W/ 3 Joint Shaft- Outside Lock Rings- Exc. V-10 & Turbo Diesel.....	B	1,2,3	K178	K178HD
	W/ 3 Joint Shaft- W/ V-10 & Turbo Diesel.....	B	1,2,3	K178	K178HD
	- Clamp Kit K37028 Fits K178				
1993-89	W/ 2 Joint Shaft- W/ 2.125" Yokes [•]	A	1,2	K1306 ^A	K1306HD
	W/ 2 Joint Shaft- W/ 2.625" Yokes [•]	A	1,2	K1309	K1309HD
	W/ 2 Joint Shaft- W/ 3.875" Yokes [■]	A	1,2	K178	K178HD
	W/ 3 Joint Shaft- W/ 2.125" Yokes [•]	B	1,2,3	K1306 ^A	K1306HD
	W/ 3 Joint Shaft- W/ 2.625" Yokes [•]	B	1,2,3	K1309	K1309HD
	W/ 3 Joint Shaft- W/ 3.875" Yokes [■]	B	1,2,3	K178	K178HD
	- Clamp Kit K27038 Fits K1306				
	- Clamp Kit K37028 Fits K178				
1988-82	W/ 2 Joint Shaft.....	A	1,2	K1306 ^A	K1306HD
Year Listing Continues					

^A With grease fitting in end of cup use K1306-1

[•] Measure Inside Yoke
[■] Measure Outside Yoke



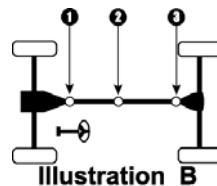
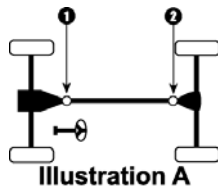
Year/ Model	Make	III.	Location	Standard U-Joint	Heavy Duty U-Joint
----------------	------	------	----------	---------------------	-----------------------

DODGE (cont.)

1 TON PICK UP (cont.)					
1988-82	W/ 3 Joint Shaft.	B	1,2,3	K1306 ^A	K1306HD
	<i>- Clamp Kit K27038 Fits K1306</i>				
1981-72	W/ 2 Joint Shaft- W/ 2.125" Yokes [●]	A	1,2	K1306 ^A	K1306HD
	W/ 2 Joint Shaft- W/ 2.625" Yokes [●]	A	1,2	K1309	K1309HD
	W/ 3 Joint Shaft- W/ 2.125" Yokes [●]	B	1,2,3	K1306 ^A	K1306HD
	W/ 3 Joint Shaft- W/ 2.625" Yokes [●]	B	1,2,3	K1309	K1309HD
	<i>- Clamp Kit K27038 Fits K1306</i>				
1971-61	W/ 2 Joint Shaft.	A	1,2	K1306 ^A	K1306HD
	W/ 3 Joint Shaft.	B	1,2,3	K1306 ^A	K1306HD
	<i>- Clamp Kit K27038 Fits K1306</i>				
1960-58	W/ 2 Joint Shaft.	A	1,2	K1200	K1200HD
	W/ 3 Joint Shaft.	B	1,2,3	K1200	K1200HD
1 TON VAN					
2003-94	W/ 2.625" Yoke [●]	A	1,2	K1309	K1309HD
	W/ 3.875" Yoke [■]	A	1,2	K178	K178HD
	W/ 4.438" Yoke [■]	A	1,2	K160	K160HD
	<i>- Clamp Kit K37028 Fits K178</i>				
	<i>- Clamp Kit K37028 Fits K160</i>				
1993-80	W/ 2 Joint Shaft- W/ 2.125" Yokes [●]	A	1,2	K1306 ^A	K1306HD
	W/ 2 Joint Shaft- W/ 2.625" Yokes [●]	A	1,2	K1309	K1309HD
	W/ 3 Joint Shaft- W/ 2.125" Yokes [●]	B	1,2,3	K1306 ^A	K1306HD
	W/ 3 Joint Shaft- W/ 2.625" Yokes [●]	B	1,2,3	K1309	K1309HD
	<i>- Clamp Kit K27038 Fits K1306</i>				
1979-69	W/ 2 Joint Shaft.	A	1,2	K1306 ^A	K1306HD
	W/ 3 Joint Shaft.	B	1,2,3	K1306 ^A	K1306HD
	<i>- Clamp Kit K27038 Fits K1306</i>				
MOTOR HOME CHASSIS					
1981-69	W/ 2 Joint Shaft- W/ 2.125" Yokes [●]	A	1,2	K1306 ^A	K1306HD
	W/ 2 Joint Shaft- W/ 2.625" Yokes [●]	A	1,2	K1309	K1309HD
Year Listing Continues					

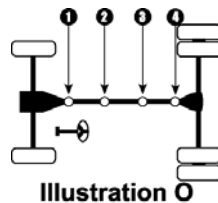
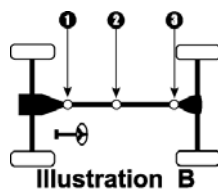
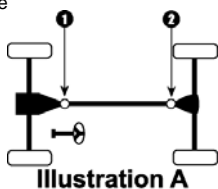
2 WHEEL DRIVE TRUCKS

^A With grease fitting in end of cup use K1306-1
[●] Measure Inside Yoke
[■] Measure Outside Yoke



Year/ Model	Make	Ill.	Location	Standard U-Joint	Heavy Duty U-Joint
DODGE (cont.)					
MOTOR HOME CHASSIS (cont.)					
1981-69	W/ 2 Joint Shaft- W/ 3.000" Yokes [•]	A	1,2	K1301	
	W/ 3 Joint Shaft- W/ 2.125" Yokes [•]	B	1,2,3	K1306 ^A	K1306HD
	W/ 3 Joint Shaft- W/ 2.625" Yokes [•]	B	1,2,3	K1309	K1309HD
	W/ 3 Joint Shaft- W/ 3.000" Yokes [•]	B	1,2,3	K1301	
	W/ 4 Joint Shaft.....	O	1,2,3,4	K1301	
	- Clamp Kit K27038 Fits K1306				
FORD					
AEROSTAR					
1997-90	W/ 3.500" Yokes- W/ Aluminum Driveshaft [■]	A	1,2	K467A ²	
	W/ 3.500" Yokes- W/ Steel Driveshaft [■]	A	1,2	K153 ^B	K153HD
	W/ 3.875" Yokes [■]	A	1,2	K1203 ^F	K1203HD
1989	All.....	A	1	K1200	K1200HD
			2	K1201	K1201HD
	- U-Bolt Kit K29458 Fits K1201				
1988	Exc. MT to 9/87.....	A	1	K153 ^B	K153HD
			2	K1201	K1201HD
	MT to 9/87.....	A	1,2	K153 ^B	K153HD
	- U-Bolt Kit K29458 Fits K1201				
1987-86	All.....	A	1	K1200	K1200HD
			2	K1201	K1201HD
	- U-Bolt Kit K29458 Fits K1201				
BRONCO II					
1990-89	Shaft Uses High Speed Boot (From 6/89) ⁹	A	1,2	N/A	
	Shaft Uses High Speed Boot (Thru 5/89) ⁹	A	1,2	419-80B ^D	
	- Boot Kit Use 420-21				
	- Boot Kit Use 419-21				
COURIER					
1984-72	W/ 2 Joint Shaft.....	A	1,2	K1507	
Year Listing Continues					

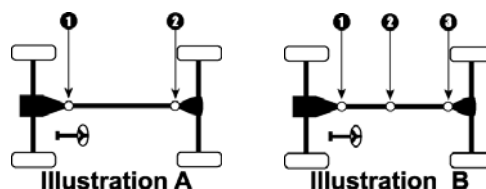
² See "Aluminum Joints" in the Reference Materials
⁹ See "High Speed Boot Kits" in the Reference Materials
^A With grease fitting in end of cup use K1306-1
^B With grease fitting in end of cup use K153-1
^D See "C.V. Joint Information" in the Reference Materials
^F With grease fitting in end of cup use K1203-1
[•] Measure Inside Yoke
[■] Measure Outside Yoke



Year/ Model	Make	III.	Location	Standard U-Joint	Heavy Duty U-Joint
FORD (cont.)					
COURIER (cont.)					
1984-72	W/ 3 Joint Shaft.	B	1,2,3	K1507	
ESCAPE					
2005	Exc. Hybrid - Front Joint Using High Speed Boot ⁹	B	1 2,3	N/A ⁽⁵⁾ K153 ^B	K153HD
	Hybrid.			N/A ⁽⁵⁾	
	- Clamp Kit K27018 Fits K153				
2004-01	Front Joint Using High Speed Boot ⁹	B	1 2,3	N/A ⁽⁵⁾ K153 ^B	K153HD
	- Clamp Kit K27018 Fits K153				
EXCURSION					
2004-00	5.4L.	A	1,2	K178	K178HD
	6.8L.	A	1,2	K160	K160HD
	7.3L.	A	1,2	K160	K160HD
EXPEDITION					
2005-03	All.	A	1,2	K178	K178HD
2002	4.6L- W/ 1.063" OD Bearing.	A	1,2	K1203 ^F	K1203HD
	4.6L- W/ 1.188" OD Bearing.	A	1,2	K178	K178HD
	5.4L.	A	1,2	K178	K178HD
2001-97	4.6L.	A	1,2	K1203 ^F	K1203HD
	5.4L.	A	1,2	K178	K178HD
EXPLORER					
2005-00	All.	A	1,2	K1203 ^F	K1203HD
1999-97	W/ 4.0L Engines.	A	1,2	K1203 ^F	K1203HD
	W/ 5.0L Engines.	A	1,2	K1204	K1204HD
1996-95	W/ 3.500" Yokes [■]	A	1,2	K153 ^B	K153HD
	W/ 3.875" Yokes [■]	A	1,2	K1203 ^F	K1203HD
1994-91	All.	A	1,2	K153 ^B	K153HD

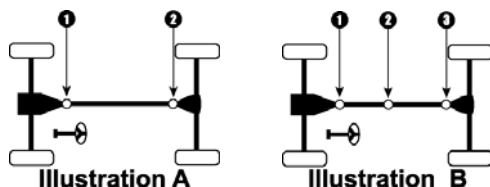
2 WHEEL DRIVE TRUCKS

⁽⁵⁾ Limited information- Call sales at 800-728-7237 for availability
⁹ See "High Speed Boot Kits" in the Reference Materials
^B With grease fitting in end of cup use K153-1
^F With grease fitting in end of cup use K1203-1
[■] Measure Outside Yoke



Year/ Model	Make	III.	Location	Standard U-Joint	Heavy Duty U-Joint
FORD (cont.)					
E-150 1/2 TON VAN					
2004-97	All.	A	1,2	K178	K178HD
1996-90	W/ 2 Joint Shaft.	A	1,2	K1203 ^F	K1203HD
	W/ 3 Joint Shaft.	B	1,2,3	K1203 ^F	K1203HD
1989	All.	A	1,2	K1203 ^F	K1203HD
1988	W/ 2 Joint Shaft- Rear Joint Not Using U-Bolts.	A	1,2	K1203 ^F	K1203HD
	W/ 2 Joint Shaft- Rear Joint Using U-Bolts.	A	1	K1203 ^F	K1203HD
			2	K1204	K1204HD
	W/ 3 Joint Shaft.	B	1,2	K1203 ^F	K1203HD
			3	K1204	K1204HD
	<i>- U Bolt Kit K29458 Fits K1204</i>				
1987-79	W/ 2 Joint Shaft.	A	1	K1203 ^F	K1203HD
			2	K1204	K1204HD
	W/ 3 Joint Shaft.	B	1,2	K1203 ^F	K1203HD
			3	K1204	K1204HD
	<i>- U Bolt Kit K29458 Fits K1204</i>				
1978-75	W/ 2 Joint Shaft- Exc. 124" W.B.	A	1,2	K153 ^B	K153HD
	W/ 2 Joint Shaft- W/ 124" W.B.	A	1	K153 ^B	K153HD
			2	K1201	K1201HD
	W/ 3 Joint Shaft- Exc. 351 V-8 W/ AT.	B	1,2,3	K153 ^B	K153HD
	W/ 3 Joint Shaft- W/ 351 V-8 W/ AT.	B	1,2	K1203 ^F	K1203HD
		3	K153 ^B	K153HD	
	<i>- U Bolt Kit K29428 Fits K153</i>				
	<i>- U-Bolt Kit K29458 Fits K1201</i>				
1974-68	W/ 2 Joint Shaft.	A	1,2	K153 ^B	K153HD
	W/ 3 Joint Shaft.	B	1,2,3	K153 ^B	K153HD
	<i>- U Bolt Kit K29428 Fits K153</i>				
1967-61	W/ Inside Lock Rings.	A	1,2	K105	
	W/ Outside Lock Rings.	A	1,2	K153 ^B	K153HD
	<i>- U Bolt Kit K29428 Fits K153</i>				

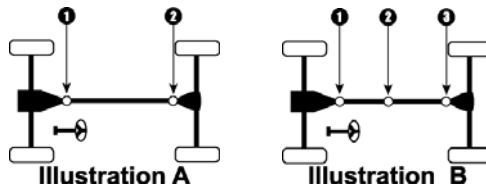
^B With grease fitting in end of cup use K153-1
^F With grease fitting in end of cup use K1203-1



Year/ Model	Make	III.	Location	Standard U-Joint	Heavy Duty U-Joint
FORD (cont.)					
F-150 1/2 TON PICK UP					
2005	All.			N/A ⁽⁵⁾	
2004-97	W/ 2 Joint Shaft- W/ 1.063" OD Bearing.	A	1,2	K1203 ^F	K1203HD
	W/ 2 Joint Shaft- W/ 1.188" OD Bearing.	A	1,2	K178	K178HD
	W/ 3 Joint Shaft- W/ 1.063" OD Bearing.	B	1,2,3	K1203 ^F	K1203HD
	W/ 3 Joint Shaft- W/ 1.188" OD Bearing.	B	1,2,3	K178	K178HD
1996-92	Super Cab.	B	1,2,3	K1203 ^F	K1203HD
	W/ 2 Joint Shaft- Exc. Super Cab.	A	1,2	K1203 ^F	K1203HD
	W/ 3 Joint Shaft- W/ HD 5 Spd. MT- Exc. Super Cab. ...	B	1	K1204	K1204HD
	W/ 3 Joint Shaft- W/ HD 5 Spd. MT- Exc. Super Cab. ...	B	2,3	K1203 ^F	K1203HD
	W/ 3 Joint Shaft- W/ Std. 5 Spd. MT- Exc. Super Cab.	B	1,2,3	K1203 ^F	K1203HD
	- U Bolt Kit K29458 Fits K1204				
1991	Long Bed- Exc. 5 Spd. MT- Exc. Super Cab.	A	1,2	K1203 ^F	K1203HD
	Long Bed- W/ 2 Joint Shaft- Std. 5 Spd. MT- Exc. Super Cab.	A	1,2	K1203 ^F	K1203HD
	Long Bed- W/ 2 Joint Shaft- V-8 W/ HD 5 Spd. MT- Exc. Super Cab.	A	1,2	K1203 ^F	K1203HD
	Long Bed- W/ 3 Joint Shaft- 4.9L W/ HD 5 Spd. MT- Exc. Super Cab.	B	1	K1204	K1204HD
	Long Bed- W/ 3 Joint Shaft- 4.9L W/ HD 5 Spd. MT- Exc. Super Cab.	B	2,3	K1203 ^F	K1203HD
	Long Bed- W/ 3 Joint Shaft- V-8 W/ HD 5 Spd. MT- Exc. Super Cab.	B	1,2,3	K1203 ^F	K1203HD
	Long Bed- W/ 3 Joint Shaft- W/ Std. 5 Spd. MT- Exc. Super Cab.	B	1,2,3	K1203 ^F	K1203HD
	Short Bed- Exc. 4 Spd. AT- Exc. Super Cab.	A	1	K1203 ^F	K1203HD
	Short Bed- Exc. 4 Spd. AT- Exc. Super Cab.	A	2	K1204	K1204HD
	Short Bed- W/ 4 Spd. AT- Exc. Super Cab.	A	1,2	K1203 ^F	K1203HD
Super Cab.	B	1,2,3	K1203 ^F	K1203HD	
	- U Bolt Kit K29458 Fits K1204				
Year Listing Continues					

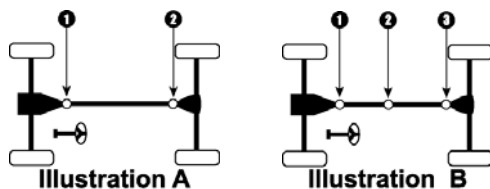
2 WHEEL DRIVE TRUCKS

⁽⁵⁾ Limited information- Call sales at 800-728-7237 for availability
^F With grease fitting in end of cup use K1203-1



Year/ Model	Make	III. Location	Standard U-Joint	Heavy Duty U-Joint	
FORD (cont.)					
F-150 1/2 TON PICK UP (cont.)					
1990	Long Bed- Exc. 5 Spd. MT- Exc. Super Cab.	A	1	K1203 ^F	K1203HD
			2	K1204	K1204HD
	Long Bed- W/ 2 Joint Shaft- W/ Std. 5 Spd. MT- Exc. Super Cab.	A	1	K1203 ^F	K1203HD
			2	K1204	K1204HD
	Long Bed- W/ 3 Joint Shaft- Std. 5 Spd. MT- Exc. Super Cab.	B	1,2	K1203 ^F	K1203HD
			3	K1204	K1204HD
	Long Bed- W/ HD 5 Spd. MT- Exc. Super Cab.	B	1,3	K1204	K1204HD
			2	K1203 ^F	K1203HD
	Short Bed- Exc. Super Cab.	A	1	K1203 ^F	K1203HD
			2	K1204	K1204HD
Super Cab.	B	1,2,3	K1203 ^F	K1203HD	
	<i>- U Bolt Kit K29458 Fits K1204</i>				
1989	Crew Cab or Super Cab.	B	1,2	K1203 ^F	K1203HD
			3	K1204	K1204HD
	W/ 2 Joint Shaft & 6 Cyl. Eng.- Exc. Crew Cab or Super Cab.	A	1,2	K1203 ^F	K1203HD
	W/ 2 Joint Shaft- Exc. 6 Cyl. Eng.- Exc. Crew Cab or Super Cab.	A	1	K1203 ^F	K1203HD
			2	K1204	K1204HD
	W/ 3 Joint Shaft- Exc. 5 Spd. MT- Exc. Crew Cab or Super Cab.	B	1,2	K1203 ^F	K1203HD
			3	K1204	K1204HD
	W/ 3 Joint Shaft- W/ 5 Spd. MT- Exc. Crew Cab or Super Cab.	B	1,3	K1204	K1204HD
			2	K1203 ^F	K1203HD
		<i>- U Bolt Kit K29458 Fits K1204</i>			
1988	W/ 2 Joint Shaft.	A	1	K1203 ^F	K1203HD
			2	K1204	K1204HD
	W/ 3 Joint Shaft- Exc. 5 Spd. MT.	B	1,2	K1203 ^F	K1203HD
			3	K1204	K1204HD
	W/ 3 Joint Shaft- W/ 5 Spd. MT.	B	1,3	K1204	K1204HD
			2	K1203 ^F	K1203HD
	<i>- U Bolt Kit K29458 Fits K1204</i>				
Year Listing Continues					

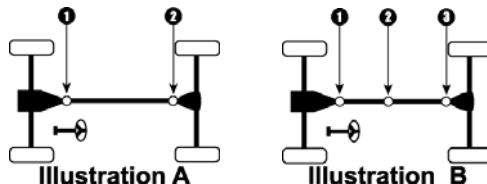
^F With grease fitting in end of cup use K1203-1



Year/ Model	Make	III.	Location	Standard U-Joint	Heavy Duty U-Joint
FORD (cont.)					
F-150 1/2 TON PICK UP (cont.)					
1987-82	W/ 2 Joint Shaft.	A	1	K1203 ^F	K1203HD
			2	K1204	K1204HD
	W/ 3 Joint Shaft- Front Joint Not Using U-Bolts.	B	1,2	K1203 ^F	K1203HD
			3	K1204	K1204HD
	W/ 3 Joint Shaft- Front Joint Using U-Bolts.	B	1,3	K1204	K1204HD
			2	K1203 ^F	K1203HD
<i>- U Bolt Kit K29458 Fits K1204</i>					
1981-79	W/ 2 Joint Shaft- W/ 3.500" Yokes- W/ Inside Lock Rings [■]	A	1,2	K3147 ^E	K3147HD
			1,2	K153 ^B	K153HD
	W/ 2 Joint Shaft- W/ 3.875" Yokes [■]	A	1	K1203 ^F	K1203HD
			2	K1204	K1204HD
	W/ 3 Joint Shaft- Front Joint Not Using U-Bolts.	B	1,2	K1203 ^F	K1203HD
			3	K1204	K1204HD
W/ 3 Joint Shaft- Front Joint Using U-Bolts.	B	1,3	K1204	K1204HD	
		2	K1203 ^F	K1203HD	
<i>- U Bolt Kit K29458 Fits K1204</i>					
1978-77	F-100- Crew Cab- Exc. 460 V-8.	B	1,2,3	K134	K134HD
	F-100- Crew Cab- W/ 460 V-8.	B	1,2	K1203 ^F	K1203HD
			3	K1204	K1204HD
	F-100- Reg. Cab- Exc. 460 V-8.	A	1,2	K153 ^B	K153HD
	F-100- Reg. Cab- W/ 460 V-8- W/ 2 Joint Shaft.	A	1	K1203 ^F	K1203HD
			2	K1204	K1204HD
	F-100- Reg. Cab- W/ 460 V-8- W/ 3 Joint Shaft.	B	1,2	K1203 ^F	K1203HD
			3	K1204	K1204HD
	F-100- Super Cab- Exc. 460 V-8.	B	1,2,3	K153 ^B	K153HD
	F-100- Super Cab- W/ 460 V-8.	B	1,2	K1203 ^F	K1203HD
3			K1204	K1204HD	
Year Listing Continues					

2 WHEEL DRIVE TRUCKS

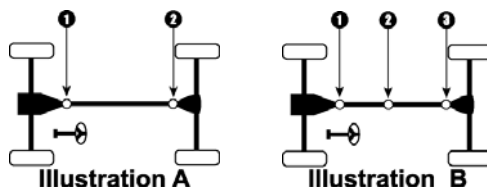
^B With grease fitting in end of cup use K153-1
^E With grease fitting in end of cup use K3147-1
^F With grease fitting in end of cup use K1203-1
[■] Measure Outside Yoke



Year/ Model	Make	III.	Location	Standard U-Joint	Heavy Duty U-Joint	
FORD (cont.)						
F-150 1/2 TON PICK UP (cont.)						
1978-77	F-150- Crew Cab- W/ AT- Exc. 400 & 460 V-8 (From S/N Y20,001).....	B	1,2,3	K153 ^B	K153HD	
	F-150- Crew Cab- W/ AT- W/ 400 & 460 V-8 (From S/N Y20,001).....	B	1,2,3	K134	K134HD	
	F-150- Crew Cab- W/ MT- Exc. 390 V-8 (Before S/N Y20,001).....	B	1,2,3	K153 ^B	K153HD	
	F-150- Crew Cab- W/ MT- W/ 390 V-8 (Before S/N Y20,001).....	B	1,2,3	K134	K134HD	
	F-150- Reg. Cab- W/ AT- Exc. 400 & 460 V-8.....	A	1,2	K153 ^B	K153HD	
	F-150- Reg. Cab- W/ AT- W/ 400 V-8 & 2.75 Rear Axle Ratio.....	B	1,2,3	K1203 ^F	K1203HD	
	F-150- Reg. Cab- W/ AT- W/ 400 V-8 & 3.25 Rear Axle Ratio.....	B	1 2,3	K134 K1203 ^F	K134HD K1203HD	
	F-150- Reg. Cab- W/ AT- W/ 460 V-8.....	B	1,2,3	K1203 ^F	K1203HD	
	F-150- Reg. Cab- W/ MT.....	A	1,2	K153 ^B	K153HD	
	F-150- Super Cab- W/ AT- Exc. 400 & 460 V-8.....	B	1,2,3	K153 ^B	K153HD	
	F-150- Super Cab- W/ AT- W/ 400 V-8.....	B	1 2,3	K134 K1203 ^F	K134HD K1203HD	
	F-150- Super Cab- W/ AT- W/ 460 V-8.....	B	1 2,3	K1203 ^F K134	K1203HD K134HD	
	F-150- Super Cab- W/ MT.....	B	1,2,3	K153 ^B	K153HD	
	<i>- U Bolt Kit K29458 Fits K1204</i>					
	1976	F-100- Crew Cab- Exc. 460 V-8.....	B	1,2,3	K134	K134HD
F-100- Crew Cab- W/ 460 V-8.....		B	1,2 3	K1203 ^F K1204	K1203HD K1204HD	
F-100- Reg. Cab- Exc. 460 V-8.....		A	1,2	K153 ^B	K153HD	
F-100- Reg. Cab- W/ 460 V-8- W/ 2 Joint Shaft.....		A	1 2	K1203 ^F K1204	K1203HD K1204HD	
Year Listing Continues						

^B With grease fitting in end of cup use K153-1

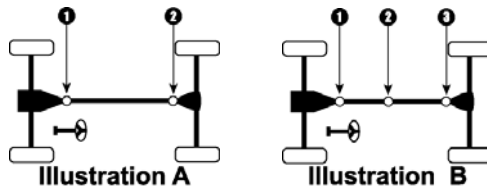
^F With grease fitting in end of cup use K1203-1



Year/ Model	Make	III.	Location	Standard U-Joint	Heavy Duty U-Joint
FORD (cont.)					
F-150 1/2 TON PICK UP (cont.)					
1976	F-100- Reg. Cab- W/ 460 V-8- W/ 3 Joint Shaft.	B	1,2 3	K1203 ^F K1204	K1203HD K1204HD
	F-100- Super Cab- Exc. 460 V-8.	B	1,2,3	K153 ^B	K153HD
	F-100- Super Cab- W/ 460 V-8.	B	1,2 3	K1203 ^F K1204	K1203HD K1204HD
	F-150- Crew Cab- W/ AT (Before S/N Y20,001)- Exc. 400 & 460 V-8.	B	1,2,3	K134	K134HD
	F-150- Crew Cab- W/ AT (From S/N Y20,001)- Exc. 400 & 460 V-8.	B	1,2,3	K153 ^B	K153HD
	F-150- Crew Cab- W/ AT- W/ 400 V-8.	B	1 2,3	K134 K1203 ^F	K134HD K1203HD
	F-150- Crew Cab- W/ AT- W/ 460 V-8.	B	1 2,3	K1203 ^F K134	K1203HD K134HD
	F-150- Crew Cab- W/ MT- Exc. 390 V-8 (Before S/N Y20,001).	B	1,2,3	K153 ^B	K153HD
	F-150- Crew Cab- W/ MT- W/ 390 V-8 (Before S/N Y20,001).	B	1,2,3	K134	K134HD
	F-150- Reg. Cab- W/ AT- Exc. 400 & 460 V-8.	A	1,2	K153 ^B	K153HD
	F-150- Reg. Cab- W/ AT- W/ 400 V-8 & 2.75 Rear Axle Ratio.	B	1,2,3	K1203 ^F	K1203HD
	F-150- Reg. Cab- W/ AT- W/ 400 V-8 & 3.25 Rear Axle Ratio.	B	1 2,3	K134 K1203 ^F	K134HD K1203HD
	F-150- Reg. Cab- W/ AT- W/ 460 V-8.	B	1,2,3	K1203 ^F	K1203HD
	F-150- Reg. Cab- W/ MT.	A	1,2	K153 ^B	K153HD
	F-150- Super Cab- W/ AT- Exc. 400 & 460 V-8.	B	1,2,3	K153 ^B	K153HD
	F-150- Super Cab- W/ AT- W/ 400 V-8.	B	1 2,3	K134 K1203 ^F	K134HD K1203HD
	F-150- Super Cab- W/ AT- W/ 460 V-8.	B	1 2,3	K1203 ^F K153 ^B	K1203HD K153HD
Year Listing Continues					

2 WHEEL DRIVE TRUCKS

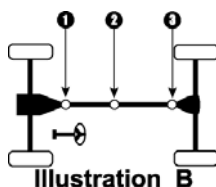
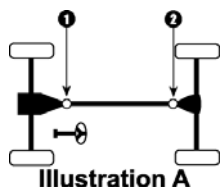
^B With grease fitting in end of cup use K153-1
^F With grease fitting in end of cup use K1203-1



Year/ Model	Make	III.	Location	Standard U-Joint	Heavy Duty U-Joint
FORD (cont.)					
F-150 1/2 TON PICK UP (cont.)					
1976	F-150- Super Cab- W/ MT.	B	1,2,3	K153 ^B	K153HD
	- U Bolt Kit K29458 Fits K1204				
1975	F-100- Crew Cab- Exc. 460 V-8.	B	1,2,3	K134	K134HD
	F-100- Crew Cab- W/ 460 V-8.	B	1,2	K1203 ^F	K1203HD
			3	K1204	K1204HD
	F-100- Reg. Cab- Exc. 460 V-8.	A	1,2	K153 ^B	K153HD
	F-100- Reg. Cab- W/ 460 V-8- W/ 2 Joint Shaft.	A	1	K1203 ^F	K1203HD
			2	K1204	K1204HD
	F-100- Reg. Cab- W/ 460 V-8- W/ 3 Joint Shaft.	B	1,2	K1203 ^F	K1203HD
			3	K1204	K1204HD
	F-100- Super Cab- Exc. 460 V-8.	B	1,2,3	K153 ^B	K153HD
	F-100- Super Cab- W/ 460 V-8.	B	1,2	K1203 ^F	K1203HD
			3	K1204	K1204HD
	F-150- Crew Cab- W/ AT- Exc. 400 & 460 V-8 (Before S/N Y20,001).	B	1,2,3	K134	K134HD
	F-150- Crew Cab- W/ AT- Exc. 400 & 460 V-8 (From S/N Y20,001).	B	1,2,3	K153 ^B	K153HD
	F-150- Crew Cab- W/ AT- W/ 400 V-8.	B	1	K134	K134HD
			2,3	K1203 ^F	K1203HD
	F-150- Crew Cab- W/ AT- W/ 460 V-8.	B	1	K1203 ^F	K1203HD
			2,3	K134	K134HD
	F-150- Crew Cab- W/ MT- Exc. 390 V-8 (Before S/N Y20,001).	B	1,2,3	K153 ^B	K153HD
	F-150- Crew Cab- W/ MT- W/ 390 V-8 (Before S/N Y20,001).	B	1,2,3	K134	K134HD
	F-150- Reg. Cab- W/ AT W/ 460 V-8.	B	1,2,3	K1203 ^F	K1203HD
	F-150- Reg. Cab- W/ AT- Exc. 400 & 460 V-8.	A	1,2	K153 ^B	K153HD
Year Listing Continues					

^B With grease fitting in end of cup use K153-1

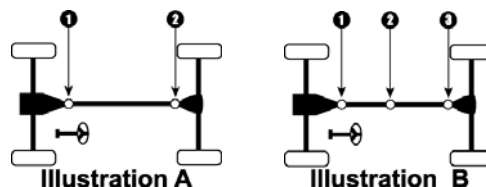
^F With grease fitting in end of cup use K1203-1



Year/ Model	Make	III.	Location	Standard U-Joint	Heavy Duty U-Joint
FORD (cont.)					
F-150 1/2 TON PICK UP (cont.)					
1975	F-150- Reg. Cab- W/ AT- W/ 400 V-8 & 2.75 Rear Axle Ratio.	B	1,2,3	K1203 ^F	K1203HD
	F-150- Reg. Cab- W/ AT- W/ 400 V-8 & 3.25 Rear Axle Ratio.	B	1 2,3	K134 K1203 ^F	K134HD K1203HD
	F-150- Reg. Cab- W/ MT.	A	1,2	K153 ^B	K153HD
	F-150- Super Cab- W/ AT- Exc. 400 & 460 V-8.	B	1,2,3	K153 ^B	K153HD
	F-150- Super Cab- W/ AT- W/ 400 V-8.	B	1 2,3	K134 K1203 ^F	K134HD K1203HD
	F-150- Super Cab- W/ AT- W/ 460 V-8.	B	1 2,3	K1203 ^F K134	K1203HD K134HD
	F-150- Super Cab- W/ MT.	B	1,2,3	K153 ^B	K153HD
	- U Bolt Kit K29458 Fits K1204				
	- U-Bolt Kit K29458 Fits K1204				
1974-42	W/ 2 Joint Shaft.	A	1,2	K153 ^B	K153HD
	W/ 3 Joint Shaft.	B	1,2,3	K153 ^B	K153HD
	- U Bolt Kit K29428 Fits K153				
E-250 3/4 TON VAN					
2004-97	All.	A	1,2	K178	K178HD
1996-89	W/ 2 Joint Shaft- Rear Joint- Not Using U-Bolts.	A	1,2	K1203 ^F	K1203HD
	W/ 2 Joint Shaft- Rear Joint- Using U-Bolts.	A	1 2	K1203 ^F K1204	K1203HD K1204HD
	W/ 3 Joint Shaft.	B	1,2 3	K1203 ^F K1204	K1203HD K1204HD
	- U Bolt Kit K29458 Fits K1204				
1988-87	All.	A	1 2	K1203 ^F K1204	K1203HD K1204HD
	- U Bolt Kit K29458 Fits K1204				
1986-84	W/ 2 Joint Shaft.	A	1 2	K1203 ^F K1204	K1203HD K1204HD
Year Listing Continues					

2 WHEEL DRIVE TRUCKS

^B With grease fitting in end of cup use K153-1
^F With grease fitting in end of cup use K1203-1



Year/ Model	Make	III.	Location	Standard U-Joint	Heavy Duty U-Joint
FORD (cont.)					
E-250 3/4 TON VAN (cont.)					
1986-84	W/ 3 Joint Shaft- W/ AT.	B	1,2 3	K1203 ^F K1204	K1203HD K1204HD
	W/ 3 Joint Shaft- W/ MT.	B	1,3 2	K1204 K1203 ^F	K1204HD K1203HD
<i>- U Bolt Kit K29458 Fits K1204</i>					
1983-80	W/ 2 Joint Shaft.	A	1 2	K1203 ^F K1204	K1203HD K1204HD
	W/ 3 Joint Shaft.	B	1,2 3	K1203 ^F K1204	K1203HD K1204HD
	<i>- U Bolt Kit K29458 Fits K1204</i>				
1979	W/ 2 Joint Shaft.	A	1 2	K1203 ^F K1204	K1203HD K1204HD
	W/ 3 Joint Shaft- W/ 1.063" OD Bearing.	B	1,2 3	K1203 ^F K1204	K1203HD K1204HD
	W/ 3 Joint Shaft- W/ 1.188" OD Bearing.	B	1,2,3	K178	K178HD
<i>- U Bolt Kit K29458 Fits K1204</i>					
1978-75	W/ 2 Joint Shaft.	A	1,2	K1203 ^F	K1203HD
	W/ 3 Joint Shaft.	B	1,2,3	K1203 ^F	K1203HD
1974-68	W/ 2 Joint Shaft.	A	1,2	K153 ^B	K153HD
	W/ 3 Joint Shaft.	B	1,2,3	K153 ^B	K153HD
F-250 3/4 TON PICK UP					
2005	All.			N/A ⁽⁵⁾	
2004-98	W/ 2 Joint Shaft- 3.875" Yoke [■]	A	1,2	K178	K178HD
	W/ 2 Joint Shaft- 4.438" Yoke [■]	A	1,2	K160	K160HD
	W/ 3 Joint Shaft- 3.875" Yoke [■]	B	1,2,3	K178	K178HD
	W/ 3 Joint Shaft- 4.438" Yoke [■]	B	1,2,3	K160	K160HD
<i>- Clamp Kit K37028 Fits K178</i>					
1997	Crew Cab- W/ 5.8L.	B	1,2,3	K178	K178HD
Year Listing Continues					

⁽⁵⁾ Limited information- Call sales at 800-728-7237 for availability

^B With grease fitting in end of cup use K153-1

^F With grease fitting in end of cup use K1203-1

[■] Measure Outside Yoke

● Measure
Inside Yoke



■ Measure
Outside Yoke

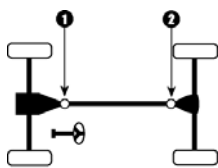


Illustration A

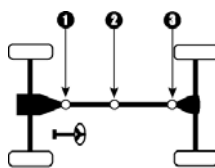
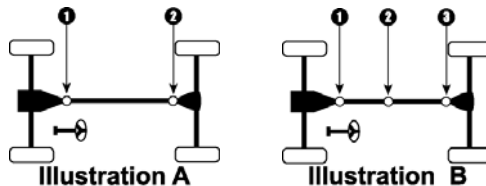


Illustration B

Year/ Model	Make	III.	Location	Standard U-Joint	Heavy Duty U-Joint
FORD (cont.)					
F-250 3/4 TON PICK UP (cont.)					
1997	Reg. Cab- W/ 5.8L, AT.	A	1	K1203 ^F	K1203HD
			2	K1204	K1204HD
	Reg. Cab- W/ 5.8L, MT.	B	1,3	K1204	K1204HD
			2	K1203 ^F	K1203HD
	Super Cab- Long Bed- W/ 5.8L, AT.	B	1,2	K1203 ^F	K1203HD
			3	K1204	K1204HD
	Super Cab- Long Bed- W/ 5.8L, MT.	B	1,3	K1204	K1204HD
			2	K1203 ^F	K1203HD
	Super Cab- Short Bed- W/ 5.8L.	B	1,2,3	K178	K178HD
	W/ 2 Joint Shaft- Exc. 5.8L.	A	1,2	K178	K178HD
W/ 3 Joint Shaft- Exc. 5.8L.	B	1,2,3	K178	K178HD	
<i>- Clamp Kit K37028 Fits K178</i> <i>- U Bolt Kit K29458 Fits K1204</i>					
1996-95	W/ 2 Joint Shaft- 4.9L or 5.8L.	A	1	K1203 ^F	K1203HD
			2	K1204	K1204HD
	W/ 2 Joint Shaft- 7.3L or 7.5L.	A	1,2	K178	K178HD
	W/ 3 Joint Shaft- 4.9L or 5.8L.	B	1,2	K1203 ^F	K1203HD
			3	K1204	K1204HD
W/ 3 Joint Shaft- 7.3L or 7.5L.	B	1,2,3	K178	K178HD	
<i>- U Bolt Kit K29458 Fits K1204</i>					
1994-93	W/ 2 Joint Shaft.	A	1	K1203 ^F	K1203HD
			2	K1204	K1204HD
	W/ 3 Joint Shaft- 4.9L or 5.8L.	B	1,2	K1203 ^F	K1203HD
			3	K1204	K1204HD
	W/ 3 Joint Shaft- 7.3L or 7.5L W/ AT.	B	1,2	K1203 ^F	K1203HD
W/ 3 Joint Shaft- 7.3L or 7.5L W/ MT.	B	3	K1204	K1204HD	
		1,2,3	K178	K178HD	
<i>- U Bolt Kit K29458 Fits K1204</i>					
1992	W/ 2 Joint Shaft- Exc. Super Cab.	A	1	K1203 ^F	K1203HD
			2	K1204	K1204HD
Year Listing Continues					

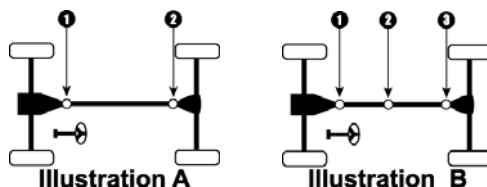
2 WHEEL DRIVE TRUCKS

^F With grease fitting in end of cup use K1203-1



Year/ Model	Make	III.	Location	Standard U-Joint	Heavy Duty U-Joint
FORD (cont.)					
F-250 3/4 TON PICK UP (cont.)					
1992	W/ 2 Joint Shaft- Super Cab.	A	1,2	K1204	K1204HD
	W/ 3 Joint Shaft- Super Cab- W/ 5.8L AT, 7.3L or 7.5L. .	B	1,2,3	K178	K178HD
	W/ 3 Joint Shaft- Super Cab- W/ 5.8L MT.	B	1,3	K1204	K1204HD
			2	K1203 ^F	K1203HD
	W/ 3 Joint Shaft- W/ 4.9L or 5.8L, 5 Spd. MT- Exc. Super Cab.	B	1,3	K1204	K1204HD
			2	K1203 ^F	K1203HD
	W/ 3 Joint Shaft- W/ 5.0L, 5 Spd. MT- Exc. Super Cab.	B	1,2	K1203 ^F	K1203HD
		3	K1204	K1204HD	
W/ 3 Joint Shaft- W/ 7.3L or 7.5L- W/ MT- Exc. Super Cab.	B	1,2,3	K178	K178HD	
	<i>- U Bolt Kit K29458 Fits K1204</i>				
1991	4.9L- Super Cab.	A	1,2	K1204	K1204HD
	4.9L- W/ 2 Joint Shaft- Exc. 4 Spd. AT- Exc. Super Cab.	A	1	K1203 ^F	K1203HD
			2	K1204	K1204HD
	4.9L- W/ 2 Joint Shaft- W/ 4 Spd. AT- Exc. Super Cab.	A	1,2	K1204	K1204HD
	4.9L- W/ 3 Joint Shaft- Exc. Super Cab.	B	1,3	K1204	K1204HD
			2	K1203 ^F	K1203HD
	5.0L, AT- Exc. Super Cab.	A	1,2	K1204	K1204HD
	5.0L, MT- Exc. Super Cab.	A	1	K1203 ^F	K1203HD
			2	K1204	K1204HD
	5.0L- Super Cab.	B	1,2	K1203 ^F	K1203HD
			3	K1204	K1204HD
	5.8L, 3 Spd. AT- Super Cab.	A	1,2	K1204	K1204HD
	5.8L, 4 Spd. AT- Super Cab.	B	1,2,3	K178	K178HD
	5.8L, AT- Exc. Super Cab.	A	1	K1203 ^F	K1203HD
			2	K1204	K1204HD
5.8L, MT- Exc. Super Cab.	B	1,3	K1204	K1204HD	
		2	K1203 ^F	K1203HD	
Year Listing Continues					

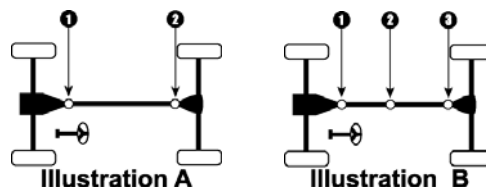
^F With grease fitting in end of cup use K1203-1



Year/ Model	Make	III.	Location	Standard U-Joint	Heavy Duty U-Joint
FORD (cont.)					
F-250 3/4 TON PICK UP (cont.)					
1991	5.8L, MT- Super Cab.	B	1,3	K1204	K1204HD
			2	K1203 ^F	K1203HD
	7.3L or 7.5L- Super Cab.	B	1,2,3	K178	K178HD
	7.3L or 7.5L- W/ AT- Exc. Super Cab.	A	1	K1203 ^F	K1203HD
			2	K1204	K1204HD
	7.3L or 7.5L- W/ MT- Exc. Super Cab.	B	1,2,3	K178	K178HD
	- U Bolt Kit K29458 Fits K1204				
1990	4.9L- Super Cab.	A	1,2	K1204	K1204HD
	4.9L- W/ 2 Joint Shaft- Exc. 4 Spd. AT- Exc. Super Cab.	A	1	K1203 ^F	K1203HD
			2	K1204	K1204HD
	4.9L- W/ 2 Joint Shaft- W/ 4 Spd. AT- Exc. Super Cab.	A	1,2	K1204	K1204HD
	4.9L- W/ 3 Joint Shaft- Exc. Super Cab.	B	1,3	K1204	K1204HD
			2	K1203 ^F	K1203HD
	5.0L- W/ 2 Joint Shaft- Exc. C-6 3 Spd. AT.	A	1	K1203 ^F	K1203HD
			2	K1204	K1204HD
	5.0L- W/ 2 Joint Shaft- W/ C-6 3 Spd. AT.	A	1,2	K1204	K1204HD
	5.0L- W/ 3 Joint Shaft.	B	1,2	K1203 ^F	K1203HD
			3	K1204	K1204HD
	5.8L, 3 Spd. AT- Super Cab.	B	1,2	K1203 ^F	K1203HD
			3	K1204	K1204HD
	5.8L, 4 Spd. AT- Super Cab.	B	1,2,3	K178	K178HD
	5.8L, AT- Exc. Super Cab.	A	1	K1203 ^F	K1203HD
			2	K1204	K1204HD
5.8L, MT- Exc. Super Cab.	B	1,3	K1204	K1204HD	
		2	K1203 ^F	K1203HD	
5.8L, MT- Super Cab.	B	1,3	K1204	K1204HD	
		2	K1203 ^F	K1203HD	
7.3L or 7.5L- Super Cab.	B	1,2,3	K178	K178HD	
Year Listing Continues					

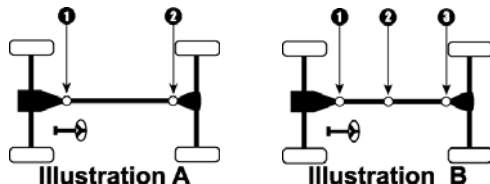
2 WHEEL DRIVE TRUCKS

^F With grease fitting in end of cup use K1203-1



Year/ Model	Make	III.	Location	Standard U-Joint	Heavy Duty U-Joint
FORD (cont.)					
F-250 3/4 TON PICK UP (cont.)					
1990	7.3L or 7.5L- W/ AT- Exc. Super Cab.	A	1	K1203 ^F	K1203HD
			2	K1204	K1204HD
	7.3L or 7.5L- W/ MT- Exc. Super Cab.	B	1,2,3	K178	K178HD
	<i>- U Bolt Kit K29458 Fits K1204</i>				
1989	Crew Cab- Exc. HD 5 Spd. MT.	B	1,2	K1203 ^F	K1203HD
			3	K1204	K1204HD
	HD 5 Spd. MT- W/ 4.9L or 5.8L.	B	1,3	K1204	K1204HD
			2	K1203 ^F	K1203HD
	HD 5 Spd. MT- W/ 7.3L or 7.5L.	A	1,2	K178	K178HD
Reg. Cab- Exc. HD 5 Spd. MT.	A	1	K1203 ^F	K1203HD	
			2	K1204	K1204HD
	<i>- U Bolt Kit K29458 Fits K1204</i>				
	<i>- U-Bolt Kit K39418 Fits K178</i>				
1988	Crew Cab- Exc. 5 Spd. MT.	B	1,2	K1203 ^F	K1203HD
			3	K1204	K1204HD
	HD 5 Spd. MT- W/ 4.9L or 5.8L.	B	1,3	K1204	K1204HD
			2	K1203 ^F	K1203HD
	Reg. Cab- Exc. 5 Spd. MT.	A	1	K1203 ^F	K1203HD
			2	K1204	K1204HD
	Std. 5 Spd. MT- Exc. 4.9L W/ 4.10 Axle.	A	1	K1203 ^F	K1203HD
		2	K1204	K1204HD	
Std. 5 Spd. MT- W/ 4.9L W/ 4.10 Axle.	B	1,3	K1204	K1204HD	
		2	K1203 ^F	K1203HD	
Std. 5 Spd. MT- W/ 7.3L or 7.5L.	A	1,2	K178	K178HD	
	<i>- U Bolt Kit K29458 Fits K1204</i>				
	<i>- U-Bolt Kit K39418 Fits K178</i>				
1987	Crew Cab- W/ AT.	B	1,2	K1203 ^F	K1203HD
			3	K1204	K1204HD
Year Listing Continues					

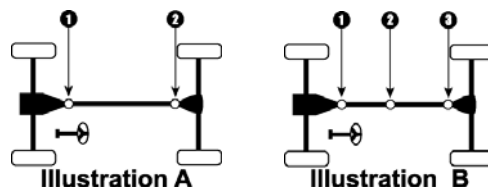
^F With grease fitting in end of cup use K1203-1



Year/ Model	Make	III.	Location	Standard U-Joint	Heavy Duty U-Joint
FORD (cont.)					
F-250 3/4 TON PICK UP (cont.)					
1987	Crew Cab- W/ MT.	B	1,3	K1204	K1204HD
			2	K1203 ^F	K1203HD
	Reg. Cab & Super Cab- Exc. 5 Spd. MT.	A	1	K1203 ^F	K1203HD
			2	K1204	K1204HD
	Reg. Cab & Super Cab- W/ 5 Spd. MT.	A	1,2	K178	K178HD
	- U Bolt Kit K29458 Fits K1204				
	- U-Bolt Kit K39418 Fits K178				
1986-81	W/ 2 Joint Shaft.	A	1	K1203 ^F	K1203HD
			2	K1204	K1204HD
	W/ 3 Joint Shaft- Front Joint Using U-Bolts.	B	1,3	K1204	K1204HD
			2	K1203 ^F	K1203HD
	W/ 3 Joint Shaft- W/ Front Joint Not Using U-Bolts.	B	1,2	K1203 ^F	K1203HD
			3	K1204	K1204HD
	- U Bolt Kit K29458 Fits K1204				
1980	W/ 2 Joint Shaft.	A	1	K1203 ^F	K1203HD
			2	K1204	K1204HD
	W/ 3 Joint Shaft.	B	1,2	K1203 ^F	K1203HD
			3	K1204	K1204HD
	- U Bolt Kit K29458 Fits K1204				
1979	Exc. 400 V-8- W/ 133" or 138" W.B.	B	1,2	K1203 ^F	K1203HD
			3	K178	K178HD
	Exc. 400 V-8- W/ 150" W.B.	B	1	K1203 ^F	K1203HD
			2,3	K178	K178HD
	Exc. 400 V-8- W/ 155" W.B.- Exc. Dana 60 Rear Axle.	B	1,2	K1203 ^F	K1203HD
			3	K178	K178HD
	Exc. 400 V-8- W/ 155" W.B.- W/ Dana 60 Rear Axle.	B	1,2	K1203 ^F	K1203HD
			3	K1204	K1204HD
	W/ 400 V-8.	B	1,2,3	K178	K178HD
	- U Bolt Kit K29458 Fits K1204				
1978	W/ 300 6 Cyl. or 351 V-8.	B	1,2,3	K153 ^B	K153HD
Year Listing Continues					

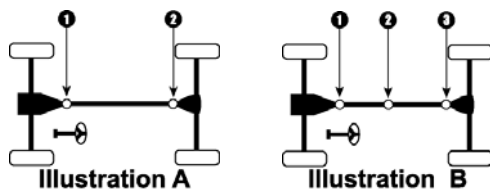
2 WHEEL DRIVE TRUCKS

^B With grease fitting in end of cup use K153-1
^F With grease fitting in end of cup use K1203-1



Year/ Model	Make	III. Location	Standard U-Joint	Heavy Duty U-Joint
FORD (cont.)				
F-250 3/4 TON PICK UP (cont.)				
1978	W/ 400 or 460 V-8- W/ 2 Joint Shaft.	A	1,2	K1203 ^F K1203HD
	W/ 400 or 460 V-8- W/ 3 Joint Shaft- Center Joint W/ 1.063" OD Bearing.	B	1,2,3	K1203 ^F K1203HD
	W/ 400 or 460 V-8- W/ 3 Joint Shaft- Center Joint W/ 1.188" OD Bearing.	B	1,3 2	K1203 ^F K178 K1203HD K178HD
1977	W/ 300 6 Cyl. or 351 V-8- W/ 3.500" & 3.875" Yokes [■] . . .	B	1,2,3	K134 K134HD
	W/ 300 6 Cyl. or 351 V-8- W/ 3.500" Yokes [■]	B	1,2,3	K153 ^B K153HD
	W/ 400 or 460 V-8- W/ 133" W.B.- W/ 2 Joint Shaft.	A	1,2	K178 K178HD
	W/ 400 or 460 V-8- W/ 133" or 138" W.B.- W/ 3 Joint Shaft- Center Joint W/ 1.063" OD Bearing.	B	1,2 3	K1203 ^F K178 K1203HD K178HD
	W/ 400 or 460 V-8- W/ 133" or 138" W.B.- W/ 3 Joint Shaft- Center Joint W/ 1.188" OD Bearing.	B	1,2,3	K178 K178HD
	W/ 400 or 460 V-8- W/ 150" or 155" W.B.- W/ 1.063" OD Bearing- W/ 3.875" Yokes [■]	B	1,2,3	K1203 ^F K1203HD
	W/ 400 or 460 V-8- W/ 150" or 155" W.B.- W/ 1.188" OD Bearing- W/ 3.875" Yokes [■]	B	1,2,3	K178 K178HD
	W/ 400 or 460 V-8- W/ 150" or 155" W.B.- W/ 3.500" Yokes [■]	B	1,2,3	K153 ^B K153HD
	1976-75	W/ 300 6 Cyl. or 360 V-8- Exc. Super Cab W/ MT.	B	1,2,3
W/ 300 6 Cyl. or 360 V-8- Super Cab W/ MT.		B	1 2,3	K153 ^B K134 K153HD K134HD
W/ 390 or 460 V-8- W/ 133" W.B.- W/ 2 Joint Shaft.		A	1,2	K178 K178HD
W/ 390 or 460 V-8- W/ 133" or 138" W.B.- W/ 3 Joint Shaft- W/ 1.063" OD Bearing.		B	1,2 3	K1203 ^F K178 K1203HD K178HD
W/ 390 or 460 V-8- W/ 133" or 138" W.B.- W/ 3 Joint Shaft- W/ 1.188" OD Bearing.		B	1,2,3	K178 K178HD
W/ 390 or 460 V-8- W/ 150" or 155" W.B.- W/ 1.063" OD Bearing- W/ 3.875" Yokes [■]		B	1,2,3	K1203 ^F K1203HD
Year Listing Continues				

^B With grease fitting in end of cup use K153-1
^F With grease fitting in end of cup use K1203-1
[■] Measure Outside Yoke

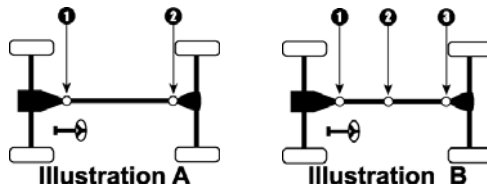


Year/ Model	Make	III.	Location	Standard U-Joint	Heavy Duty U-Joint
FORD (cont.)					
F-250 3/4 TON PICK UP (cont.)					
1976-75	W/ 390 or 460 V-8- W/ 150" or 155" W.B.- W/ 1.188" OD Bearing- W/ 3.875" Yokes [■]	B	1,2,3	K178	K178HD
	W/390 or 460 V-8- W/150" or 155" W.B.- W/ 3.500" Yokes [■]	B	1,2,3	K153 ^B	K153HD
	<i>- U-Bolt Kit K39418 Fits K178</i>				
1974-73	W/ 300 6 Cyl. or 360 V-8.	B	1,2,3	K153 ^B	K153HD
	W/ 390 or 460 V-8.	B	1,2,3	K1203 ^F	K1203HD
1972-68	W/ 240 or 300 6 Cyl. or 360 V-8.	B	1,2,3	K153 ^B	K153HD
	W/ 390 V-8.	B	1,2,3	K1203 ^F	K1203HD
1967-48	W/ 2 Joint Shaft.	A	1,2	K153 ^B	K153HD
	W/ 3 Joint Shaft.	B	1,2,3	K153 ^B	K153HD
E-350 1 TON VAN					
2003-97	W/ 2 Joint Shaft.	A	1,2	K178	K178HD
	W/ 3 Joint Shaft.	B	1,2,3	K178	K178HD
1996-90	W/ 2 Joint Shaft- W/ (2) 1.063" & (2) 1.125" OD Bearing on Rear Joint.	A	1	K1203 ^F	K1203HD
			2	K1204	K1204HD
	W/ 2 Joint Shaft- W/ 1.063" OD Bearing on Rear Joint. .	A	1,2	K1203 ^F	K1203HD
	W/ 2 Joint Shaft- W/ 1.188" OD Bearing on Rear Joint. .	A	1,2	K178	K178HD
	W/ 3 Joint Shaft- W/ 1.063" OD Bearing.	B	1,2	K1203 ^F	K1203HD
			3	K1204	K1204HD
	W/ 3 Joint Shaft- W/ 1.188" OD Bearing.	B	1,2,3	K178	K178HD
	<i>- U Bolt Kit K29458 Fits K1204</i>				
	<i>- Clamp Kit K37028 Fits K178</i>				
1989	W/ 2 Joint Shaft- Rear Joint Not Using U-Bolts.	A	1,2	K1203 ^F	K1203HD
	W/ 2 Joint Shaft- Rear Joint Using U-Bolts.	A	1	K1203 ^F	K1203HD
			2	K1204	K1204HD
	W/ 3 Joint Shaft.	B	1,2	K1203 ^F	K1203HD
			3	K1204	K1204HD
	<i>- U Bolt Kit K29458 Fits K1204</i>				

2 WHEEL DRIVE TRUCKS

Year Listing Continues

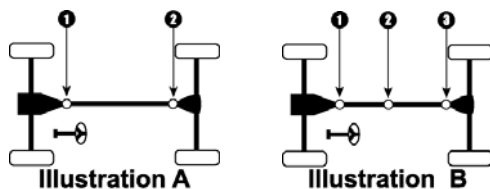
^B With grease fitting in end of cup use K153-1
^F With grease fitting in end of cup use K1203-1
[■] Measure Outside Yoke



Year/ Model	Make	III.	Location	Standard U-Joint	Heavy Duty U-Joint
FORD (cont.)					
E-350 1 TON VAN (cont.)					
1988-87	W/ 2 Joint Shaft.	A	1	K1203 ^F	K1203HD
			2	K1204	K1204HD
	W/ 3 Joint Shaft.	B	1,3	K1204	K1204HD
			2	K1203 ^F	K1203HD
	<i>- U Bolt Kit K29458 Fits K1204</i>				
1986-84	W/ 2 Joint Shaft.	A	1	K1203 ^F	K1203HD
			2	K1204	K1204HD
	W/ 3 Joint Shaft- W/ AT.	B	1,2	K1203 ^F	K1203HD
			3	K1204	K1204HD
	W/ 3 Joint Shaft- W/ MT.	B	1,3	K1204	K1204HD
			2	K1203 ^F	K1203HD
	<i>- U Bolt Kit K29458 Fits K1204</i>				
1983-80	W/ 2 Joint Shaft.	A	1	K1203 ^F	K1203HD
			2	K1204	K1204HD
	W/ 3 Joint Shaft.	B	1,2	K1203 ^F	K1203HD
			3	K1204	K1204HD
	<i>- U Bolt Kit K29458 Fits K1204</i>				
1979	W/ 2 Joint Shaft.	A	1	K1203 ^F	K1203HD
			2	K1204	K1204HD
	W/ 3 Joint Shaft- Center Joint- W/ 1.063" OD Bearing. . .	B	2	K1203 ^F	K1203HD
	W/ 3 Joint Shaft- Center Joint- W/ 1.188" OD Bearing. . .	B	2	K178	K178HD
	W/ 3 Joint Shaft- Front Joint.	B	1	K1203 ^F	K1203HD
	W/ 3 Joint Shaft- Rear Joint- W/ (2) 1.063" & (2) 1.125" OD Bearings.	B	3	K1204	K1204HD
	W/ 3 Joint Shaft- Rear Joint- W/ 1.188" OD Bearing. . .	B	3	K178	K178HD
	<i>- U Bolt Kit K29458 Fits K1204</i>				
1978-75	W/ 2 Joint Shaft.	A	1,2	K1203 ^F	K1203HD
	W/ 3 Joint Shaft.	B	1,2,3	K1203 ^F	K1203HD
1974-68	W/ 2 Joint Shaft.	A	1,2	K153 ^B	K153HD

Year Listing Continues

^B With grease fitting in end of cup use K153-1
^F With grease fitting in end of cup use K1203-1



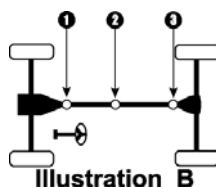
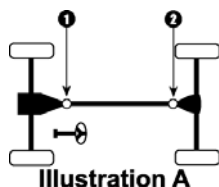
Year/ Model	Make	III.	Location	Standard U-Joint	Heavy Duty U-Joint
FORD (cont.)					
E-350 1 TON VAN (cont.)					
1974-68	W/ 3 Joint Shaft.	B	1 2,3	K178 K153 ^B	K178HD K153HD
F-350 1 TON PICK UP					
2005	All.			N/A ⁽⁵⁾	
2004-99	5.4L- Reg. Cab W/ AT.	A	1,2	K178	K178HD
	5.4L- Reg. Cab W/ MT.	B	1,2,3	K178	K178HD
	5.4L- Super or Crew Cab.	B	1,2,3	K178	K178HD
	6.8L or Turbo Diesel- Reg. Cab W/ AT.	A	1,2	K160	K160HD
	6.8L or Turbo Diesel- Reg. Cab W/ MT.	B	1,2,3	K160	K160HD
	6.8L or Turbo Diesel- Super or Crew Cab.	B	1,2,3	K160	K160HD
	- Clamp Kit K37028 Fits K178				
	- Clamp Kit K37028 Fits K160				
1997	4.9L W/ AT- 133" W.B..	A	1 2	K1203 ^F K1204	K1203HD K1204HD
	4.9L W/ AT- 160" W.B..	B	1,2,3	K178	K178HD
	4.9L W/ MT.	B	1 2,3	K1204 K1203 ^F	K1204HD K1203HD
	5.8L- W/ 2 Joint Shaft.	A	1 2	K1203 ^F K1204	K1203HD K1204HD
	5.8L- W/ 3 Joint Shaft & MT.	B	1 2,3	K1204 K1203 ^F	K1204HD K1203HD
	5.8L- W/ 3 Joint Shaft- W/ AT & 136" or 160" W.B..	B	1,2,3	K178	K178HD
	5.8L- W/ 3 Joint Shaft- W/ AT & 168" W.B..	B	1,2 3	K1203 ^F K1204	K1203HD K1204HD
	7.3L or 7.5L- W/ 2 Joint Shaft.	A	1,2	K178	K178HD
	7.3L or 7.5L- W/ 3 Joint Shaft.	B	1,2,3	K178	K178HD
	- U Bolt Kit K29458 Fits K1204				
1996-95	W/ 2 Joint Shaft- W/ 1.063" OD Bearing.	A	1 2	K1203 ^F K1204	K1203HD K1204HD
Year Listing Continues					

2 WHEEL DRIVE TRUCKS

⁽⁵⁾ Limited information- Call sales at 800-728-7237 for availability

^B With grease fitting in end of cup use K153-1

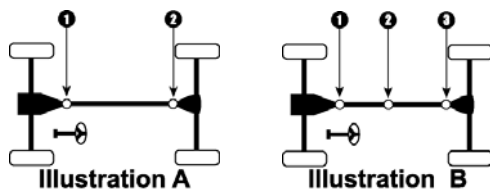
^F With grease fitting in end of cup use K1203-1



Year/ Model	Make	III.	Location	Standard U-Joint	Heavy Duty U-Joint	
FORD (cont.)						
F-350 1 TON PICK UP (cont.)						
1996-95	W/ 2 Joint Shaft- W/ 1.188" OD Bearing.	A	1,2	K178	K178HD	
	W/ 3 Joint Shaft- W/ 1.063" OD Bearing.	B	1,2 3	K1203 ^F K1204	K1203HD K1204HD	
	W/ 3 Joint Shaft- W/ 1.188" OD Bearing.	B	1,2,3	K178	K178HD	
	<i>- U Bolt Kit K29458 Fits K1204</i>					
1994-92	Chassis Cab- W/ 4 Spd. AT on 136" W.B.- Exc. 5.8L. . .	B	1,2,3	K178	K178HD	
	Chassis Cab- W/ 4 Spd. AT on 136" W.B.- W/ 5.8L. . . .	B	1 2,3	K1204 K178	K1204HD K178HD	
	Crew Cab- 5.8L W/ AT.	B	1,2 3	K1203 ^F K1204	K1203HD K1204HD	
	Crew Cab- 5.8L W/ MT.	B	1,3 2	K1204 K1203 ^F	K1204HD K1203HD	
	Crew Cab- 7.3L W/ AT.	B	1,2 3	K1203 ^F K1204	K1203HD K1204HD	
	Crew Cab- 7.3L W/ MT.	B	1,2,3	K178	K178HD	
	Crew Cab- 7.5L.	B	1,2,3	K178	K178HD	
	Reg. Cab- W/ AT.	A	1 2	K1203 ^F K1204	K1203HD K1204HD	
	Reg. Cab- W/ MT & 4.9L or 5.8L.	B	1,3 2	K1204 K1203 ^F	K1204HD K1203HD	
	Reg. Cab- W/ MT & 7.3L.	B	1 2,3	K1204 K178	K1204HD K178HD	
	Reg. Cab- W/ MT & 7.5L.	B	1,2,3	K178	K178HD	
	Super Cab.	B	1,2,3	K178	K178HD	
		<i>- U Bolt Kit K29458 Fits K1204</i>				
	1991	3 Spd. AT- W/ 133" W.B..	A	1 2	K1203 ^F K1204	K1203HD K1204HD
		3 Spd. AT- W/ 136", 155" or 160" W.B..	B	1,2,3	K178	K178HD

Year Listing Continues

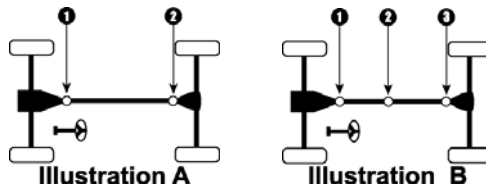
^F With grease fitting in end of cup use K1203-1



Year/ Model	Make	III.	Location	Standard U-Joint	Heavy Duty U-Joint
FORD (cont.)					
F-350 1 TON PICK UP (cont.)					
1991	4 Spd. AT- W/ 133" W.B.	A	1	K1203 ^F	K1203HD
			2	K1204	K1204HD
	4 Spd. AT- W/ 136" W.B. & 5.8L V-8.	B	1	K1204	K1204HD
			2,3	K178	K178HD
	4 Spd. AT- W/ 136" W.B. & 7.3L or 7.5L V-8.	B	1,2,3	K178	K178HD
	4 Spd. AT- W/ 155" or 160" W.B.	B	1,2,3	K178	K178HD
	4 Spd. AT- W/ 168" W.B.	B	1,2	K1203 ^F	K1203HD
			3	K1204	K1204HD
	MT- W/ 133" W.B.- Exc. 4.9L or 5.8L.	B	1,2,3	K178	K178HD
	MT- W/ 133" W.B.- W/ 4.9L or 5.8L.	B	1	K1204	K1204HD
2,3			K178	K178HD	
<i>- U Bolt Kit K29458 Fits K1204</i>					
1990	AT- W/ 133" W.B.	A	1	K1203 ^F	K1203HD
			2	K1204	K1204HD
	AT- W/ 136" or 155" W.B.	B	1,2,3	K178	K178HD
	AT- W/ 160" W.B.- Exc. 4.9L.	B	1,2,3	K178	K178HD
	AT- W/ 160" W.B.- W/ 4.9L.	B	1	K1204	K1204HD
			2,3	K178	K178HD
	AT- W/ 168" W.B.	B	1,2	K1203 ^F	K1203HD
			3	K1204	K1204HD
	MT- W/ 4.9L or 5.8L W/ 133" W.B.	B	1,3	K1204	K1204HD
			2	K1203 ^F	K1203HD
MT- W/ 4.9L or 5.8L- W/ 136" or 160" W.B.	B	1	K1204	K1204HD	
		2,3	K178	K178HD	
MT- W/ 7.3L or 7.5L.	B	1,2,3	K178	K178HD	
<i>- U Bolt Kit K29458 Fits K1204</i>					
1989	W/ 2 Joint Shaft- Exc. 5 Spd. MT.	A	1	K1203 ^F	K1203HD
			2	K1204	K1204HD
Year Listing Continues					

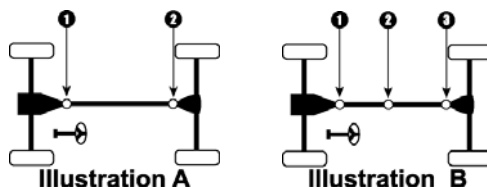
2 WHEEL DRIVE TRUCKS

^F With grease fitting in end of cup use K1203-1



Year/ Model	Make	III.	Location	Standard U-Joint	Heavy Duty U-Joint	
FORD (cont.)						
F-350 1 TON PICK UP (cont.)						
1989	W/ 2 Joint Shaft- W/ 5 Spd. MT- W/ 4.9L or 5.8L.	A	1	K1203 ^F	K1203HD	
			2	K1204	K1204HD	
	W/ 2 Joint Shaft- W/ 5 Spd. MT- W/ 7.3L or 7.5L.	A	1,2	K178	K178HD	
	W/ 3 Joint Shaft- Exc. 5 Spd. MT.	B	1,2,3	K178	K178HD	
	W/ 3 Joint Shaft- W/ 5 Spd. MT- W/ 4.9L or 5.8L.	B	1	K1204	K1204HD	
			2,3	K178	K178HD	
	- U Bolt Kit K29458 Fits K1204 - U-Bolt Kit K39418 Fits K178					
1988	W/ 2 Joint Shaft- Exc. 5 Spd. MT.	A	1	K1203 ^F	K1203HD	
			2	K1204	K1204HD	
	W/ 2 Joint Shaft- W/ 5 Spd. MT.	A	1,2	K178	K178HD	
	W/ 3 Joint Shaft- Exc. 5 Spd. MT.	B	1,2,3	K178	K178HD	
	W/ 3 Joint Shaft- W/ 5 Spd. MT.	B	1,3	K1204	K1204HD	
			2	K1203 ^F	K1203HD	
	- U Bolt Kit K29458 Fits K1204 - U-Bolt Kit K39418 Fits K178					
1987	W/ 2 Joint Shaft- Exc. 5 Spd. MT.	A	1	K1203 ^F	K1203HD	
			2	K1204	K1204HD	
	W/ 2 Joint Shaft- W/ 5 Spd. MT.	A	1,2	K178	K178HD	
	W/ 3 Joint Shaft- Exc. 5 Spd. MT or AT.	B	1,3	K1204	K1204HD	
				2	K1203 ^F	K1203HD
	W/ 3 Joint Shaft- W/ 5 Spd. MT.	B	1,2,3	K178	K178HD	
W/ 3 Joint Shaft- W/ AT.	B	1,2	K1203 ^F	K1203HD		
			3	K1204	K1204HD	
	- U Bolt Kit K29458 Fits K1204 - U-Bolt Kit K39418 Fits K178					
1986-84	W/ 2 Joint Shaft.	A	1	K1203 ^F	K1203HD	
			2	K1204	K1204HD	
	W/ 3 Joint Shaft- W/ AT.	B	1,2	K1203 ^F	K1203HD	
			3	K1204	K1204HD	
Year Listing Continues						

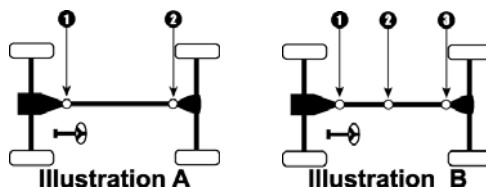
^F With grease fitting in end of cup use K1203-1



Year/ Model	Make	III.	Location	Standard U-Joint	Heavy Duty U-Joint
FORD (cont.)					
F-350 1 TON PICK UP (cont.)					
1986-84	W/ 3 Joint Shaft- W/ MT.	B	1,3 2	K1204 K1203 ^F	K1204HD K1203HD
	<i>- U Bolt Kit K29458 Fits K1204</i>				
1983-82	W/ 2 Joint Shaft.	A	1 2	K1203 ^F K1204	K1203HD K1204HD
	W/ 3 Joint Shaft- Front Joint Not Using U-Bolts.	B	1,2 3	K1203 ^F K1204	K1203HD K1204HD
	W/ 3 Joint Shaft- Front Joint Using U-Bolts.	B	1,3 2	K1204 K1203 ^F	K1204HD K1203HD
	<i>- U Bolt Kit K29458 Fits K1204</i>				
1981-80	W/ 2 Joint Shaft.	A	1 2	K1203 ^F K1204	K1203HD K1204HD
	W/ 3 Joint Shaft.	B	1,2 3	K1203 ^F K1204	K1203HD K1204HD
	<i>- U Bolt Kit K29458 Fits K1204</i>				
1979	Center Joint- W/ 1.063" OD Bearing.	B	2	K1203 ^F	K1203HD
	Center Joint- W/ 1.188" OD Bearing.	B	2	K178	K178HD
	Front Joint.	B	1	K1203 ^F	K1203HD
	Rear Joint- W/ 1.188" OD Bearing.	B	3	K178	K178HD
	Rear Joint- W/ 2- 1.063" & 2- 1.125" OD Bearings.	B	3	K1204	K1204HD
	<i>- U Bolt Kit K29458 Fits K1204</i>				
1978-77	W/ 300 6 Cyl., 302 or 351 V-8.	B	1,2,3	K1203 ^F	K1203HD
	W/ 400 or 460 V-8- W/ AT.	B	1 2,3	K1203 ^F K178	K1203HD K178HD
	W/ 400 or 460 V-8- W/ MT.	B	1,2,3	K178	K178HD
1976-75	Exc. 390 V-8, 460 V-8 or 155" W.B..	B	1,2,3	K1203 ^F	K1203HD
	W/ 155" W.B..	B	1 2,3	K153 ^B K178	K153HD K178HD
	W/ 390 or 460 V-8.	B	1,2,3	K178	K178HD
	Year Listing Continues				

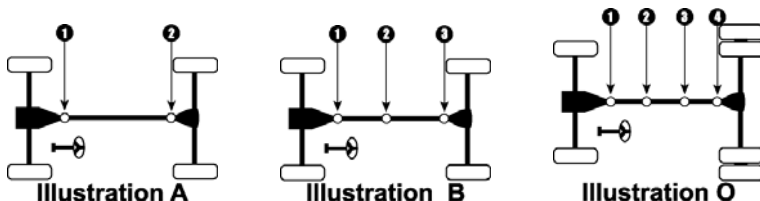
2 WHEEL DRIVE TRUCKS

^B With grease fitting in end of cup use K153-1
^F With grease fitting in end of cup use K1203-1



Year/ Model	Make	III.	Location	Standard U-Joint	Heavy Duty U-Joint
FORD (cont.)					
F-350 1 TON PICK UP (cont.)					
1974-67	Exc. 390 or 460 V-8.	B	1	K153 ^B	K153HD
			2,3	K134	K134HD
	W/ 390 or 460 V-8.	B	1	K1203 ^F	K1203HD
			2,3	K178	K178HD
1966-53	W/ 2 Joint Shaft.	A	1,2	K153 ^B	K153HD
	W/ 3 Joint Shaft.	B	1,2,3	K153 ^B	K153HD
	- U Bolt Kit K29428 Fits K153				
E-450 SUPER DUTY VAN					
2003-99	All.	B	1,2,3	K160	K160HD
F-450 SUPER DUTY PICK UP					
2003-99	W/ 3 Joint Shaft.	B	1,2,3	K188	
	W/ 4 Joint Shaft.	O	1,2,3,4	K188	
	- Clamp Kit K37038 Fits K188				
1997-88	All.	B	1,2,3	K160	K160HD
	P.T.O. Shaft.			K170 ^M	
	- Clamp Kit K37028 Fits K160				
E-550 SUPER DUTY VAN					
2003-02	W/ 3 Joint Shaft.	B	1,2,3	K188	
	W/ 4 Joint Shaft.	O	1,2,3,4	K188	
	- Clamp Kit K37038 Fits K188				
F-550 SUPER DUTY PICK UP					
2003-99	W/ 3 Joint Shaft.	B	1,2,3	K188	
	W/ 4 Joint Shaft.	O	1,2,3,4	K188	
	- Clamp Kit K37038 Fits K188				
1997-88	All.	B	1,2,3	K160	K160HD
	P.T.O. Shaft.			K170 ^M	

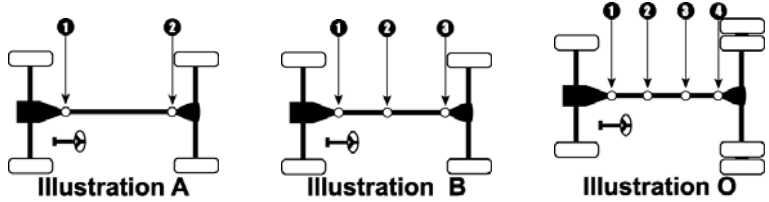
^B With grease fitting in end of cup use K153-1
^F With grease fitting in end of cup use K1203-1
^M With grease fitting in end of cup use K170-1



Year/ Model	Make	III.	Location	Standard U-Joint	Heavy Duty U-Joint
FORD (cont.)					
F-650 SUPER DUTY PICK UP					
2003-99	W/ 5.250 Yoke & 1.375 OD Bearing [■]	B	1,2,3	K155	
	W/ 5.312 Yoke & 1.875 OD Bearing [■]	B	1,2,3	K674	
	W/ 5.375 Yoke & 1.625 OD Bearing [■]	B	1,2,3	N/A ⁽¹⁾	
	W/ 6.094 Yoke & 1.875 OD Bearing [■]	B	1,2,3	K675	
	- Clamp Kit K37038 Fits K155 - Clamp Kit Is Included With K674 - Clamp Kit Is Included With K675				
1997-88	All.....	B	1,2,3	K160	K160HD
	P.T.O. Shaft.....			K170 ^M	
F53 MOTORHOME and F59 COMMERCIAL CHASSIS					
1997-89	W/ 3 Joint Shaft- W/ 1.188" OD Bearing.....	B	1,2,3	K160	K160HD
	W/ 3 Joint Shaft- W/ 1.375" OD Bearing.....	B	1,2,3	K155	
	W/ 4 Joint Shaft- W/ 1.188" OD Bearing.....	O	1,2,3,4	K160	K160HD
	W/ 4 Joint Shaft- W/ 1.375" OD Bearing.....	O	1,2,3,4	K155	
	- Clamp Kit K37028 Fits K160 - Clamp Kit K37038 Fits K155				
PARCEL DELIVERY (100, 200 & 300 SERIES)					
1981-75	W/ 2 Joint Shaft.....	A	1	K1203 ^F	K1203HD
			2	K1204	K1204HD
	W/ 3 Joint Shaft.....	B	1,2	K1203 ^F	K1203HD
			3	K1204	K1204HD
	- U Bolt Kit K29458 Fits K1204				
1974-70	W/ 2 Joint Shaft- W/ 1.063" OD Bearing.....	A	1,2	K153 ^B	K153HD
	W/ 2 Joint Shaft- W/ 1.188" OD Bearing.....	A	1,2	K178	K178HD
	W/ 3 Joint Shaft- W/ 1.063" OD Bearing.....	B	1,2,3	K153 ^B	K153HD
	W/ 3 Joint Shaft- W/ 1.188" OD Bearing.....	B	1,2,3	K178	K178HD
	- U-Bolt Kit K39418 Fits K178				
1969-60	W/ 2 Joint Shaft.....	A	1,2	K153 ^B	K153HD
Year Listing Continues					

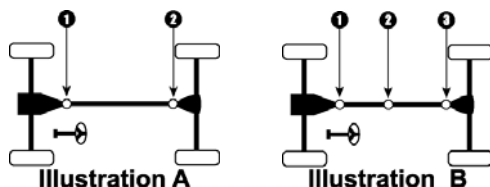
2 WHEEL DRIVE TRUCKS

⁽¹⁾ Limited information - Call sales at 815-967-1444 for availability
^B With grease fitting in end of cup use K153-1
^F With grease fitting in end of cup use K1203-1
^M With grease fitting in end of cup use K170-1
[■] Measure Outside Yoke



Year/ Model	Make	III.	Location	Standard U-Joint	Heavy Duty U-Joint
FORD (cont.)					
PARCEL DELIVERY (100, 200 & 300 SERIES)					
(cont.)					
1969-60	W/ 3 Joint Shaft.	B	1,2,3	K153 ^B	K153HD
	- U Bolt Kit K29428 Fits K153				
RANCHERO					
1979-78	All.	A	1	K1203 ^F	K1203HD
			2	K1204	K1204HD
	- U Bolt Kit K29458 Fits K1204				
1977-76	W/ 302 V-8.	A	1	K153 ^B	K153HD
			2	K1201	K1201HD
	W/ 351 V-8 & 3.500" Yokes [■]	A	1	K153 ^B	K153HD
			2	K1201	K1201HD
	W/ 351 V-8 & 3.875" Yokes [■]	A	1	K1203 ^F	K1203HD
			2	K1204	K1204HD
	W/ 390, 400 or 460 V-8.	A	1	K1203 ^F	K1203HD
			2	K1204	K1204HD
	- U-Bolt Kit K29458 Fits K1201				
	- U Bolt Kit K29458 Fits K1204				
1975-64	W/ 3.500" Yokes [■]	A	1	K1200	K1200HD
			2	K1201	K1201HD
	W/ 3.875" Yokes [■]	A	1	K1203 ^F	K1203HD
			2	K1204	K1204HD
	- U-Bolt Kit K29458 Fits K1201				
	- U Bolt Kit K29458 Fits K1204				
RANGER					
2005-98	All.	A	1,2	K1203 ^F	K1203HD
1997-90	Reg. Cab.	A	1,2	K153 ^B	K153HD
	Super Cab.	B	1,2,3	K153 ^B	K153HD
	- Clamp Kit K27018 Fits K153 at Support Bearing				
1989-88	Reg. Cab- W/ Rear Joint Not Using U-Bolts.	A	1,2	K153 ^B	K153HD
Year Listing Continues					

^B With grease fitting in end of cup use K153-1
^F With grease fitting in end of cup use K1203-1
[■] Measure Outside Yoke



Year/ Model	Make	III.	Location	Standard U-Joint	Heavy Duty U-Joint
----------------	------	------	----------	---------------------	-----------------------

FORD (cont.)

RANGER (cont.)					
1989-88	Reg. Cab- W/ Rear Joint Using U-Bolts.	A	1	K153 ^B	K153HD
			2	K1201	K1201HD
	Super Cab- Front Joint W/ 2.750" Yokes [■]	B	1,2,3	K443 ^C	K443HD
		Super Cab- Front Joint W/ 3.500" Yokes [■]	B	1	K153 ^B
	2,3		K443 ^C	K443HD	
<i>- U-Bolt Kit K29458 Fits K1204</i>					
1987-86	Reg. Cab.	A	1,2	K153 ^B	K153HD
	Super Cab.	B	1,2,3	K443 ^C	K443HD
1985-83	All.	A	1,2	K153 ^B	K153HD

GEO

TRACKER					
2003-98	(SEE CHEVROLET).				
1997-89	All.	A	1,2	K1503	

GMC

CABALLERO and SPRINT					
1988-73	W/ Inside Lock Rings.	A	1,2	K3147 ^E	K3147HD
	W/ Outside Lock Rings.	A	1,2	K153 ^B	K153HD
<i>- Clamp Kit K27048 Fits K3147</i>					
1972-71	Exc. W/ T.H. AT or 454 Eng.	A	1,2	K153 ^B	K153HD
		A	1	K3147 ^E	K3147HD
			2	K212	
ENVOY					
2005-02	All.	A	1,2	K3147 ^E	K3147HD
<i>- Clamp Kit K27048 Fits K3147</i>					
CANYON					
2005-04	All.			N/A ⁽⁵⁾	

⁽⁵⁾ Limited information- Call sales at 800-728-7237 for availability

^B With grease fitting in end of cup use K153-1

^C With grease fitting in end of cup use K443-1

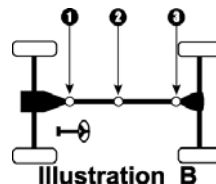
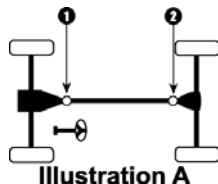
^E With grease fitting in end of cup use K3147-1

[■] Measure Outside Yoke

● Measure
Inside Yoke



■ Measure
Outside Yoke



2 WHEEL DRIVE TRUCKS

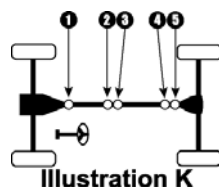
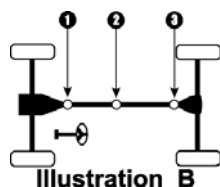
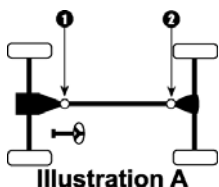
Year/ Model	Make	III.	Location	Standard U-Joint	Heavy Duty U-Joint
GMC (cont.)					
JIMMY (Full Size)					
1993-83	All.	A	1,2	K3147 ^E	K3147HD
	- Clamp Kit K27048 Fits K3147				
1982	4 Spd. MT.	A	1,2	K178	K178HD
	Exc. 4 Spd. MT.	A	1,2	K3147 ^E	K3147HD
	- Clamp Kit K37018 Fits K178				
	- Clamp Kit K27048 Fits K3147				
1981-69	4 Spd. MT.	A	1	K178	K178HD
			2	K153 ^B	K153HD
	Exc. 4 Spd. MT.	A	1,2	K153 ^B	K153HD
	- Clamp Kit K27028 Fits K153 (From 1973)				
	- U-Bolt Kit K29428 Fits K153 (Thru 1972)				
JIMMY S-15 (Compact)					
2005	2 Door, W/ ZR2 Option..			N/A ⁽⁵⁾	
	Exc. 2 Door, W/ ZR2 Option..	A	1,2	K3147 ^E	K3147HD
	- Clamp Kit K27048 Fits K3147				
2004-82	All.	A	1,2	K3147 ^E	K3147HD
	- Clamp Kit K27048 Fits K3147				
S-15 PICK UP and SONOMA					
2003-94	Extended Cab- 4.3L AT.	K	1,2,3,4,5	K3147 ^E	K3147HD
	Extended Cab- Exc. 4.3L AT.	B	1,2,3	K3147 ^E	K3147HD
	Reg. Cab- Long Bed- W/ Aluminum Driveshaft ²	A	1	K521A	
			2	K541A	
	Reg. Cab- Short Bed.	A	1,2	K3147 ^E	K3147HD
	- Clamp Kit K27048 Fits K3147				
	- Ball Seat Kit Use 403-0 (Extended Cab 4.3L AT - Rear Section)				
	- Clamp Kit K27048 Fits K541A				
1993-82	W/ 2 Joint Shaft.	A	1,2	K3147 ^E	K3147HD
	W/ 3 Joint Shaft.	B	1,2,3	K3147 ^E	K3147HD
	- Clamp Kit K27048 Fits K3147				

⁽⁵⁾ Limited information- Call sales at 800-728-7237 for availability

² See "Aluminum Joints" in the Reference Materials

^B With grease fitting in end of cup use K153-1

^E With grease fitting in end of cup use K3147-1



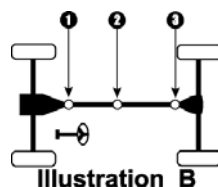
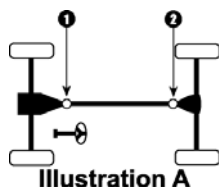
Year/ Model	Make	III.	Location	Standard U-Joint	Heavy Duty U-Joint
GMC (cont.)					
SAFARI VAN					
2004	All.			N/A ⁽⁵⁾	
2003	W/ ID GY5 On Shaft Tag.	A	1	K3147 ^E	K3147HD
			2	K178	K178HD
	W/ ID NC1 On Shaft Tag.			N/A ⁽⁵⁾	
	- Clamp Kit K37028 Fits K178				
2002-85	All.	A	1	K3147 ^E	K3147HD
			2	K178	K178HD
	- Clamp Kit K37028 Fits K178				
SIERRA PICKUP (See 1/2, 3/4 or 1 Ton Pickup)					
YUKON					
2005-95	All.	A	1,2	K3147 ^E	K3147HD
	- Clamp Kit K27048 Fits K3147				
1/2 TON PICK UP and SUBURBAN					
2005	Pick Up.			N/A ⁽⁵⁾	
	Suburban - Exc. W/ GT5 option- listed in glovebox.			N/A ⁽⁵⁾	
	Suburban - W/ GT5 option- listed in glovebox.	A	1	K521A ²	
			2	K541A ²	
	- Clamp Kit K27048 Fits K541A				
2004-00	Pick Up- Extended Cab- W/ AT & 4 Wheel Steering	B	1	K3147 ^E	K3147HD
	Option.		2,3	K178	K178HD
	Pick Up- Extended Cab- W/ AT Exc. 4 Wheel	B	1,2,3	K3147 ^E	K3147HD
	Steering Option.				
	Pick Up- Extended Cab- W/ MT.	B	1,2	K521A ²	
			3	K541A ²	
Year Listing Continues					

2 WHEEL DRIVE TRUCKS

⁽⁵⁾ Limited information- Call sales at 800-728-7237 for availability

² See "Aluminum Joints" in the Reference Materials

^E With grease fitting in end of cup use K3147-1



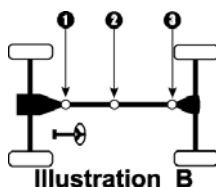
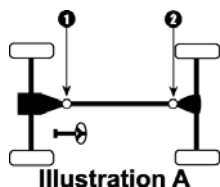
Year/ Model	Make	III.	Location	Standard U-Joint	Heavy Duty U-Joint
GMC (cont.)					
1/2 TON PICK UP and SUBURBAN (cont.)					
2004-00	Pick Up- Reg. Cab- W/ AT.	A	1,2	K3147 ^E	K3147HD
	Pick Up- Reg. Cab- W/ MT.	A	1	K521A ²	
			2	K541A ²	
	Suburban.	A	1	K521A ²	
			2	K541A ²	
	- Clamp Kit K37018 Fits K178				
	- Clamp Kit K27048 Fits K3147				
	- Clamp Kit K27048 Fits K541A				
1999-96	Pick Up- Extended Cab W/ MT.	B	1,2	K1203 ^F	K1203HD
			3	K212	
	Pick Up- Extended Cab- W/ AT.	B	1,2,3	K178	K178HD
	Pick Up- Reg. Cab- Long Bed.	A	1	K521A ²	
			2	K541A ²	
	Pick Up- Reg. Cab- Short Bed.	A	1,2	K3147 ^E	K3147HD
	Suburban- Exc. Diesel.	A	1	K521A ²	
		2	K541A ²		
	Suburban- W/ Diesel.	A	1,2	K447A ²	
	- Clamp Kit K27048 Fits K212				
	- Clamp Kit K37018 Fits K178				
	- Clamp Kit K27048 Fits K541A				
	- Clamp Kit K27048 Fits K3147				
	- Clamp Kit K37018 Fits K447A				
1995	Pick Up- Extended Cab- Exc. Turbo Diesel- Exc.	B	1,2	K1203 ^F	K1203HD
	HD 5 Spd. MT.		3	K212	
	Pick Up- Extended Cab- W/ HD 5 Spd. MT- Exc.	B	1,2,3	K178	K178HD
	Turbo Diesel.				
	Pick Up- Reg. Cab Long Bed- Exc. Turbo Diesel-	A	1	K521A ²	
	Exc. HD 5 Spd. MT.		2	K541A ²	

Year Listing Continues

² See "Aluminum Joints" in the Reference Materials

^E With grease fitting in end of cup use K3147-1

^F With grease fitting in end of cup use K1203-1



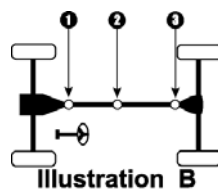
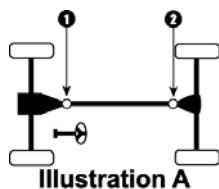
Year/ Model	Make	III.	Location	Standard U-Joint	Heavy Duty U-Joint	
GMC (cont.)						
1/2 TON PICK UP and SUBURBAN (cont.)						
1995	Pick Up- Reg. Cab Long Bed- W/ HD 5 Spd. MT- Exc. Turbo Diesel.	B	1,2,3	K178	K178HD	
	Pick Up- Reg. Cab Short Bed- Exc. Turbo Diesel.	A	1,2	K3147 ^E	K3147HD	
	Pick Up- W/ Turbo Diesel.	B	1,2 3	K1203 ^F K212	K1203HD	
	Suburban- Exc. 4 Spd. AT.	A	1	K521A ²		
	Suburban- W/ 4 Spd. AT.	A	2	K541A ²		
	Suburban- W/ 4 Spd. AT.	A	1,2	K447A ²		
	- Clamp Kit K27048 Fits K212					
	- Clamp Kit K37018 Fits K178					
	- Clamp Kit K27048 Fits K541A					
	- Clamp Kit K27048 Fits K3147					
- Clamp Kit K37018 Fits K447A						
1994-92	Pick Up- Extended Cab- W/ AT- Exc. Turbo Diesel.	B	1,2,3	K3147 ^E	K3147HD	
	Pick Up- Extended Cab- W/ HD 5 Spd. MT- W/ Aluminum Driveshaft- Exc. Turbo Diesel.	B	1,2,3	K447A ²		
	Pick Up- Extended Cab- W/ HD 5 Spd. MT- W/ Steel Driveshaft- Exc. Turbo Diesel.	B	1,2,3	K178	K178HD	
	Pick Up- Extended Cab- W/ Std. 5 Spd. MT- Exc. Turbo Diesel.	B	1,2 3	K1203 ^F K212	K1203HD	
	Pick Up- Reg. Cab- W/ AT & W/ Aluminum Driveshaft- Exc. Turbo Diesel.	A	1,2	K447A ²		
	Pick Up- Reg. Cab- W/ AT & W/ Steel Driveshaft- Exc. Turbo Diesel.	A	1,2	K3147 ^E	K3147HD	
	Year Listing Continues					

2 WHEEL DRIVE TRUCKS

² See "Aluminum Joints" in the Reference Materials

^E With grease fitting in end of cup use K3147-1

^F With grease fitting in end of cup use K1203-1

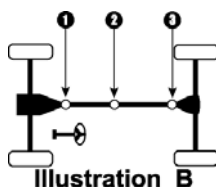
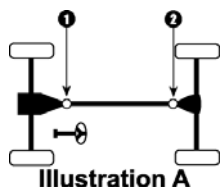


Year/ Model	Make	III.	Location	Standard U-Joint	Heavy Duty U-Joint	
GMC (cont.)						
1/2 TON PICK UP and SUBURBAN (cont.)						
1994-92	Pick Up- Reg. Cab- W/ HD 5 Spd. MT- 2 Joint Shaft- Exc. Turbo Diesel.	A	1,2	K178	K178HD	
	Pick Up- Reg. Cab- W/ HD 5 Spd. MT- 3 Joint Shaft- Exc. Turbo Diesel.	B	1,2,3	K178	K178HD	
	Pick Up- Reg. Cab- W/ Std. 5 Spd. MT- W/ Aluminum Driveshaft- Exc. Turbo Diesel.	A	1 2	K521A ² K541A ²		
	Pick Up- W/ Turbo Diesel.	B	1,2 3	K1203 ^F K212	K1203HD	
	Suburban- W/ 1.063" OD Bearings.	A	1 2	K521A ² K541A ²		
	Suburban- W/ 1.188" OD Bearings.	A	1,2	K447A ²		
	- Clamp Kit K27048 Fits K3147 - Clamp Kit K37018 Fits K447A - Clamp Kit K37018 Fits K178 - Clamp Kit K27048 Fits K212 - Clamp Kit K27048 Fits K541A					
	1991-88	Pick Up- Extended Cab- W/ 4 Spd. MT- W/ Aluminum Driveshaft ²	B	1,2,3	K447A	
	Pick Up- Extended Cab- W/ 4 Spd. MT- W/ Steel Driveshaft.	B	1,2,3	K178	K178HD	
	Pick Up- Extended Cab- W/ 5 Spd. MT.	B	1,2 3	K1203 ^F K212	K1203HD	
Pick Up- Extended Cab- W/ AT- Middle Joint W/ Inside Lock Rings.	B	1,2,3	K3147 ^E	K3147HD		
Year Listing Continues						

² See "Aluminum Joints" in the Reference Materials

^E With grease fitting in end of cup use K3147-1

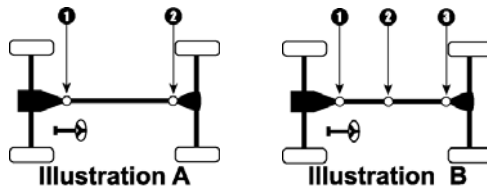
^F With grease fitting in end of cup use K1203-1



Year/ Model	Make	III.	Location	Standard U-Joint	Heavy Duty U-Joint	
GMC (cont.)						
1/2 TON PICK UP and SUBURBAN (cont.)						
1991-88	Pick Up- Extended Cab- W/ AT- Middle Joint W/ Outside Lock Rings.	B	1,3	K3147 ^E	K3147HD	
			2	K178	K178HD	
	Pick Up- Reg. Cab- W/ 2 Joint Shaft- W/ 1.063" OD Bearings- W/ Aluminum Driveshaft ²	A	1	K521A		
			2	K541A		
	Pick Up- Reg. Cab- W/ 2 Joint Shaft- W/ 1.188" OD Bearings- W/ Aluminum Driveshaft ²	A	1,2	K447A		
	Pick Up- Reg. Cab- W/ 2 Joint Shaft- W/ 1.188" OD Bearings- W/ Steel Driveshaft.	A	1,2	K178	K178HD	
	Pick Up- Reg. Cab- W/ 2 Joint Shaft- W/ Inside Lock Rings- W/ Steel Driveshaft.	A	1,2	K3147 ^E	K3147HD	
	Pick Up- Reg. Cab- W/ 3 Joint Shaft.	B	1,2,3	K178	K178HD	
	Suburban- W/ 2 Joint Shaft.	A	1,2	K3147 ^E	K3147HD	
	Suburban- W/ 3 Joint Shaft.	B	1,2,3	K3147 ^E	K3147HD	
	<ul style="list-style-type: none"> - Clamp Kit K37018 Fits K447A - Clamp Kit K37018 Fits K178 - Clamp Kit K27048 Fits K212 - Clamp Kit K27048 Fits K3147 - Clamp Kit K27048 Fits K541A 					
	1987	Pick Up- W/ 2 Joint Shaft.	A	1,2	K3147 ^E	K3147HD
Pick Up- W/ 3 Joint Shaft- Exc. 4 Spd. MT.		B	1,2,3	K3147 ^E	K3147HD	
Pick Up- W/ 3 Joint Shaft- W/ 4 Spd. MT & V-6.		B	1	K178	K178HD	
			2,3	K3147 ^E	K3147HD	
Pick Up- W/ 3 Joint Shaft- W/ 4 Spd. MT & V-8.		B	1,2,3	K178	K178HD	
Suburban- W/ 2 Joint Shaft.		A	1,2	K3147 ^E	K3147HD	
Suburban- W/ 3 Joint Shaft.	B	1,2,3	K3147 ^E	K3147HD		
<ul style="list-style-type: none"> - Clamp Kit K27048 Fits K3147 - Clamp Kit K37018 Fits K178 						
1986-82	W/ 2 Joint Shaft.	A	1,2	K3147 ^E	K3147HD	
	W/ 3 Joint Shaft & Inside Lock Rings.	B	1,2,3	K3147 ^E	K3147HD	
	W/ 3 Joint Shaft & Outside Lock Rings.	B	1,2,3	K178	K178HD	
<ul style="list-style-type: none"> - Clamp Kit K27048 Fits K3147 - Clamp Kit K37018 Fits K178 						
Year Listing Continues						

2 WHEEL DRIVE TRUCKS

² See "Aluminum Joints" in the Reference Materials
^E With grease fitting in end of cup use K3147-1



Year/ Model	Make	III.	Location	Standard U-Joint	Heavy Duty U-Joint	
GMC (cont.)						
1/2 TON PICK UP and SUBURBAN (cont.)						
1981	Pick Up- W/ 2 Joint Shaft.	A	1,2	K153 ^B	K153HD	
	Pick Up- W/ 3 Joint Shaft- Front & Middle Joint- W/ 1.063" OD Bearing.	B	1,2	K153 ^B	K153HD	
	Pick Up- W/ 3 Joint Shaft- Front & Middle Joint- W/ 1.188" OD Bearing.	B	1,2	K178	K178HD	
	Pick Up- W/ 3 Joint Shaft- Rear Joint- W/ 3.500" Yokes [■] .	B	3	K153 ^B	K153HD	
	Pick Up- W/ 3 Joint Shaft- Rear Joint- W/ 3.875" Yokes- Exc. W/ 305 V-8 M20 4 Spd. MT [■]	B	3	K212		
	Pick Up- W/ 3 Joint Shaft- Rear Joint- W/ 3.875" Yokes- W/ 305 V-8 M20 4 Spd. MT [■]	B	3	K178	K178HD	
	Suburban- W/ 2 Joint Shaft.	A	1,2	K153 ^B	K153HD	
	Suburban- W/ 3 Joint Shaft- Exc. Turbo 400 AT or 4 Spd. MT.	B	1,2,3	K153 ^B	K153HD	
	Suburban- W/ 3 Joint Shaft- W/ Turbo 400 AT or 4 Spd. MT.	B	1,2,3	K178	K178HD	
	<ul style="list-style-type: none"> - Clamp Kit K27028 Fits K153 - Clamp Kit K27048 Fits K212 - Clamp Kit K37018 Fits K178 					
	1980-79	Pick Up- W/ 2 Joint Shaft.	A	1,2	K153 ^B	K153HD
		Pick Up- W/ 3 Joint Shaft- Front & Middle Joint- W/ 1.063" OD Bearing.	B	1,2	K153 ^B	K153HD
		Pick Up- W/ 3 Joint Shaft- Front & Middle Joint- W/ 1.188" OD Bearing.	B	1,2	K178	K178HD
		Pick Up- W/ 3 Joint Shaft- Rear Joint- W/ 3.500" Yokes [■] .	B	3	K153 ^B	K153HD
Pick Up- W/ 3 Joint Shaft- Rear Joint- W/ 3.875" Yokes [■] .		B	3	K212		
Suburban- W/ 2 Joint Shaft.		A	1,2	K153 ^B	K153HD	
Suburban- W/ 3 Joint Shaft- Exc. Turbo 400 AT or 4 Spd. MT.		B	1,2,3	K153 ^B	K153HD	
Year Listing Continues						

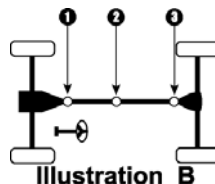
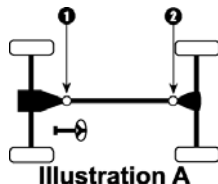
^B With grease fitting in end of cup use K153-1

[■] Measure Outside Yoke

● Measure
Inside Yoke



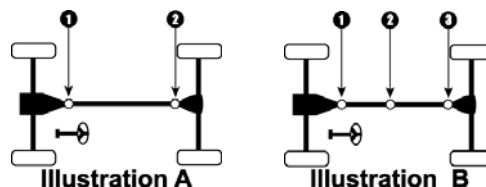
■ Measure
Outside Yoke



Year/ Model	Make	III.	Location	Standard U-Joint	Heavy Duty U-Joint
GMC (cont.)					
1/2 TON PICK UP and SUBURBAN (cont.)					
1980-79	Suburban- W/ 3 Joint Shaft- W/ Turbo 400 AT or 4 Spd. MT.	B	1,2,3	K178	K178HD
	- Clamp Kit K27028 Fits K153 - Clamp Kit K27048 Fits K212 - Clamp Kit K37018 Fits K178				
1978	W/ 2 Joint Shaft.	A	1,2	K153 ^B	K153HD
	W/ 3 Joint Shaft- Exc. Turbo 400 AT.	B	1,2,3	K153 ^B	K153HD
	W/ 3 Joint Shaft- W/ Turbo 400 AT.	B	1,3 2	K178 K3147 ^E	K178HD K3147HD
	- Clamp Kit K27028 Fits K153 - Clamp Kit K37018 Fits K178				
1977-73	W/ 2 Joint Shaft- W/ 3 Spd. MT or W/ Turbo 350 AT. . . .	A	1,2	K153 ^B	K153HD
	W/ 2 Joint Shaft- W/ 4 Spd. MT.	A	1 2	K178 K153 ^B	K178HD K153HD
	W/ 2 Joint Shaft- W/ Turbo 400 AT.	A	1 2	K1203 ^F K153 ^B	K1203HD K153HD
	W/ 3 Joint Shaft- W/ 3 Spd. MT or W/ Turbo 350 AT. . . .	B	1,2,3	K153 ^B	K153HD
	W/ 3 Joint Shaft- W/ 4 Spd. MT.	B	1 2,3	K178 K153 ^B	K178HD K153HD
	W/ 3 Joint Shaft- W/ Turbo 400 AT.	B	1 2,3	K1203 ^F K153 ^B	K1203HD K153HD
	- Clamp Kit K27028 Fits K153				
1972-71	W/ 2 Joint Shaft- W/ 3 Spd. MT or AT.	A	1,2	K153 ^B	K153HD
	W/ 2 Joint Shaft- W/ 4 Spd. MT.	A	1 2	K178 K153 ^B	K178HD K153HD
	W/ 3 Joint Shaft- W/ 3 Spd. MT.	B	1,2,3	K153 ^B	K153HD
	W/ 3 Joint Shaft- W/ 4 Spd. MT.	B	1 2,3	K178 K153 ^B	K178HD K153HD
	W/ 3 Joint Shaft- W/ Turbo 350 AT.	B	1,2,3	K153 ^B	K153HD
Year Listing Continues					

2 WHEEL DRIVE TRUCKS

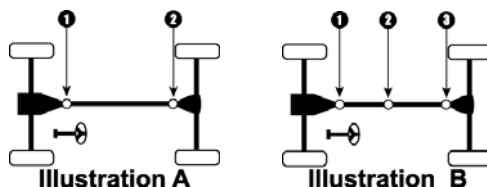
^B With grease fitting in end of cup use K153-1
^E With grease fitting in end of cup use K3147-1
^F With grease fitting in end of cup use K1203-1



Year/ Model	Make	III.	Location	Standard U-Joint	Heavy Duty U-Joint
GMC (cont.)					
1/2 TON PICK UP and SUBURBAN (cont.)					
1972-71	W/ 3 Joint Shaft- W/ Turbo 400 AT.	B	1,3 2	K1203 ^F K178	K1203HD K178HD
	<i>- U Bolt Kit K29428 Fits K153</i>				
1970	W/ 2 Joint Shaft- W/ 3 Spd. MT or AT.	A	1,2	K153 ^B	K153HD
	W/ 2 Joint Shaft- W/ 4 Spd. MT.	A	1 2	K178 K153 ^B	K178HD K153HD
	W/ 3 Joint Shaft- W/ 3 Spd. MT.	B	1,2,3	K153 ^B	K153HD
	W/ 3 Joint Shaft- W/ 4 Spd. MT- 396 V-8.	B	1,2,3	K178	K178HD
	W/ 3 Joint Shaft- W/ 4 Spd. MT- Exc. 396 V-8.	B	1 2,3	K178 K153 ^B	K178HD K153HD
	W/ 3 Joint Shaft- W/ AT- PowerGlide or Turbo 350.	B	1,2,3	K153 ^B	K153HD
	W/ 3 Joint Shaft- W/ AT- Turbo 400.	B	1,3 2	K1203 ^F K178	K1203HD K178HD
	<i>- U Bolt Kit K29428 Fits K153</i>				
1969-68	W/ 2 Joint Shaft- W/ 3 Spd. MT or AT.	A	1,2	K153 ^B	K153HD
	W/ 2 Joint Shaft- W/ 4 Spd. MT.	A	1 2	K178 K153 ^B	K178HD K153HD
	W/ 3 Joint Shaft- W/ 3 Spd. MT- W/ 396 V-8.	B	1,2,3	K153 ^B	K153HD
	W/ 3 Joint Shaft- W/ 4 Spd. MT- Exc. 396 V-8.	B	1 2,3	K178 K153 ^B	K178HD K153HD
	W/ 3 Joint Shaft- W/ 4 Spd. MT- W/ 396 V-8.	B	1,2,3	K178	K178HD
	W/ 3 Joint Shaft- W/ AT or 3 Spd. MT- Exc. 396 V-8.	B	1,2,3	K153 ^B	K153HD
	W/ 3 Joint Shaft- W/ AT- W/ 396 V-8.	B	1,3 2	K1203 ^F K178	K1203HD K178HD
	<i>- U Bolt Kit K29428 Fits K153</i>				
	<i>- U-Bolt Kit K39418 Fits K178</i>				
1967	W/ 2 Joint Shaft- W/ 3 Spd. MT or AT.	A	1,2	K153 ^B	K153HD
	W/ 2 Joint Shaft- W/4 Spd. MT.	A	1 2	K178 K153 ^B	K178HD K153HD
Year Listing Continues					

^B With grease fitting in end of cup use K153-1

^F With grease fitting in end of cup use K1203-1



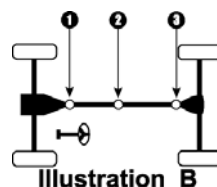
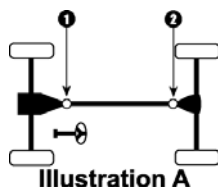
Year/ Model	Make	III.	Location	Standard U-Joint	Heavy Duty U-Joint
GMC (cont.)					
1/2 TON PICK UP and SUBURBAN (cont.)					
1967	W/ 3 Joint Shaft- W/ 3 Spd. MT or AT.	B	1,2,3	K153 ^B	K153HD
	W/ 3 Joint Shaft- W/ 4 Spd. MT.	B	1 2,3	K178 K153 ^B	K178HD K153HD
<i>- U Bolt Kit K29428 Fits K153</i>					
1966-55	W/ 2 Joint Shaft- W/ 3 Spd. MT or AT.	A	1,2	K153 ^B	K153HD
	W/ 2 Joint Shaft- W/ 4 Spd. MT.	A	1 2	K178 K153 ^B	K178HD K153HD
	W/ 3 Joint Shaft- W/ 3 Spd. MT or AT.	B	1,2,3	K153 ^B	K153HD
	W/ 3 Joint Shaft- W/ 4 Spd. MT.	B	1 2,3	K178 K153 ^B	K178HD K153HD
	<i>- U Bolt Kit K29428 Fits K153</i>				
1/2 TON STEP VAN					
1980-79	Exc. 4 Spd. MT & Turbo 400 AT.	A	1,2	K153 ^B	K153HD
	W/ 4 Spd. MT & Turbo 400 AT.	A	1 2	K178 K153 ^B	K178HD K153HD
	<i>- Clamp Kit K27028 Fits K153</i>				
1978-60	W/ 2 Joint Shaft- Exc. 4 Spd. MT.	A	1,2	K153 ^B	K153HD
	W/ 2 Joint Shaft- W/ 4 Spd. MT.	A	1 2	K178 K153 ^B	K178HD K153HD
	W/ 3 Joint Shaft- Exc. 4 Spd. MT.	B	1,2,3	K153 ^B	K153HD
	W/ 3 Joint Shaft- W/ 4 Spd. MT.	B	1 2,3	K178 K153	K178HD K153HD
	<i>- U Bolt Kit K29428 Fits K153</i>				
1/2 TON VAN					
2005-03	W/ Inside Lock Rings.	A	1,2	K3147	K3147HD
	W/ Outside Lock Rings.	A	1,2	K447A ²	
2002-97	All.	A	1,2	K178	K178HD
1996	W/ 110" W.B..	A	1,2	K3147 ^E	K3147HD
	W/ 135" W.B..	A	1,2	K178	K178HD
<i>- Clamp Kit K27048 Fits K3147</i>					
Year Listing Continues					

2 WHEEL DRIVE TRUCKS

² See "Aluminum Joints" in the Reference Materials

^B With grease fitting in end of cup use K153-1

^E With grease fitting in end of cup use K3147-1



Year/ Model	Make	III.	Location	Standard U-Joint	Heavy Duty U-Joint
GMC (cont.)					
1/2 TON VAN (cont.)					
1995-91	W/ 110" W.B.	A	1,2	K3147 ^E	K3147HD
	W/ 125" W.B.- W/ Aluminum Driveshaft ²	A	1	K521A	
			2	K541A	
	W/ 125" W.B.- W/ Steel Driveshaft.	A	1,2	K3147 ^E	K3147HD
	- Clamp Kit K27048 Fits K3147				
	- Clamp Kit K27048 Fits K541A				
1990-85	W/ 2 Joint Shaft- W/ Aluminum Driveshaft ²	A	1	K521A	
			2	K541A	
	W/ 2 Joint Shaft- W/ Steel Driveshaft.	A	1,2	K3147 ^E	K3147HD
	W/ 3 Joint Shaft.	B	1,2,3	K3147 ^E	K3147HD
	- Clamp Kit K27048 Fits K541A				
	- Clamp Kit K27048 Fits K3147				
1984-82	W/ 2 Joint Shaft.	A	1,2	K3147 ^E	K3147HD
	W/ 3 Joint Shaft- Exc. Turbo 400 AT.	B	1,2,3	K3147 ^E	K3147HD
	W/ 3 Joint Shaft- W/ Turbo 400 AT.	B	1	K178	K178HD
			2,3	K3147 ^E	K3147HD
	- Clamp Kit K27048 Fits K3147				
1981-78	W/ 2 Joint Shaft- W/ Inside Lock Rings.	A	1,2	K3147 ^E	K3147HD
	W/ 2 Joint Shaft- W/ Outside Lock Rings.	A	1,2	K153 ^B	K153HD
	W/ 3 Joint Shaft- Front Joint.	B	1	K3147 ^E	K3147HD
	W/ 3 Joint Shaft- Middle or Rear Joint- W/ Inside Lock Rings.	B	2,3	K3147 ^E	K3147HD
	W/ 3 Joint Shaft- Middle or Rear Joint- W/ Outside Lock Rings ³	B	2,3	K153 ^B	K153HD
	W/ 3 Joint Shaft- Middle or Rear Joint- W/ Outside Lock Rings ⁷	B	2,3	K178	K178HD
	- Clamp Kit K27048 Fits K3147				
1977-64	W/ 2 Joint Shaft.	A	1,2	K153 ^B	K153HD
	W/ 3 Joint Shaft.	B	1,2,3	K153 ^B	K153HD
	- U-Bolt Kit K29428 Fits K153 (Thru 1972)				

² See "Aluminum Joints" in the Reference Materials

³ With 3.219" Outside Lock-Up

⁷ With 3.625" Outside Lock-up

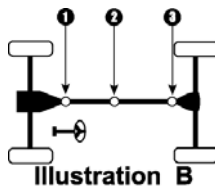
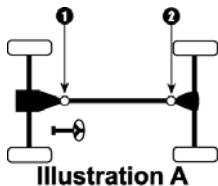
^B With grease fitting in end of cup use K153-1

^E With grease fitting in end of cup use K3147-1

● Measure
Inside Yoke



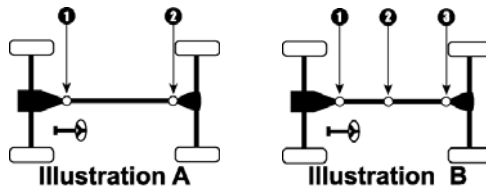
■ Measure
Outside Yoke



Year/ Model	Make	III.	Location	Standard U-Joint	Heavy Duty U-Joint
GMC (cont.)					
3/4 TON PICK UP and SUBURBAN					
2005	Pick Up.			N/A ⁽⁵⁾	
	Suburban- 6.0L.	A	1,2	K447A ²	
	Suburban- 8.1L.	A	1,2	K160	K160HD
	- Clamp Kit K37018 Fits K447A				
	- Clamp Kit K37018 Fits K160				
2004-01	Pick Up- W/ 5 Spd. MT.	B	1,2,3	K160	K160HD
	Pick Up- W/ 6 Spd. MT.	B	1,2,3	K188	
	Pick Up- W/ AT Exc. Heavy Duty.	B	1,2,3	K447A ²	
	Pick Up- W/ AT- Heavy Duty.	B	1,2,3	K160	K160HD
	Suburban- 6.0L.	A	1,2	K447A ²	
	Suburban- 8.1L.	A	1,2	K160	K160HD
	- Clamp Kit K37018 Fits K160				
	- Clamp Kit K37018 Fits K447A				
2000-99	Pick Up- AT- W/ Aluminum Driveshaft ²	B	1,2,3	K447A	
	Pick Up- AT- W/ Steel Driveshaft.	B	1,2,3	K178	K178HD
	Pick Up- MT.	B	1,2,3	K160	K160HD
	Suburban- W/ Aluminum Driveshaft ²	A	1,2	K447A	
	Suburban- W/ Steel Driveshaft.	A	1,2	K178	K178HD
	- Clamp Kit K37018 Fits K447A				
	- Clamp Kit K37018 Fits K178				
	- Clamp Kit K37018 Fits K160				
1998-92	Pick Up- W/ 2 Joint Shaft.	A	1,2	K447A ²	
	Pick Up- W/ 3 Joint Shaft- W/ Aluminum Driveshaft ²	B	1,2,3	K447A	
	Pick Up- W/ 3 Joint Shaft- W/ Steel Driveshaft.	B	1,2,3	K178	K178HD
	Suburban- W/ Aluminum Driveshaft ²	A	1,2	K447A	
	Suburban- W/ Steel Driveshaft.	A	1,2	K178	K178HD
	- Clamp Kit K37018 Fits K447A				
	- Clamp Kit K37018 Fits K178				
1991	Pick Up- W/ 2 Joint Shaft.	A	1,2	K447A ²	
	Pick Up- W/ 3 Joint Shaft- W/ Aluminum Driveshaft ²	B	1,2,3	K447A	
Year Listing Continues					

2 WHEEL DRIVE TRUCKS

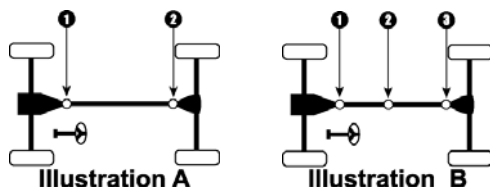
⁽⁵⁾ Limited information- Call sales at 800-728-7237 for availability
² See "Aluminum Joints" in the Reference Materials



Year/ Model	Make	III.	Location	Standard U-Joint	Heavy Duty U-Joint
GMC (cont.)					
3/4 TON PICK UP and SUBURBAN (cont.)					
1991	Pick Up- W/ 3 Joint Shaft- W/ Steel Driveshaft.	B	1,2,3	K178	K178HD
	Suburban- Exc. Diesel Eng..	B	1,2,3	K178	K178HD
	Suburban- W/ Diesel Eng..	B	1,3 2	K178 K3147 ^E	K178HD K3147HD
	- Clamp Kit K37018 Fits K447A				
	- Clamp Kit K37018 Fits K178				
1990-88	Pick Up- Crew Cab- Aluminum Driveshaft ²	B	1,2,3	K447A	
	Pick Up- Crew Cab- Steel Driveshaft.	B	1,2,3	K178	K178HD
	Pick Up- Extended Cab- Long Bed- Aluminum Driveshaft ²	B	1,2,3	K447A	
	Pick Up- Extended Cab- Long Bed- Steel Driveshaft. . .	B	1,2,3	K178	K178HD
	Pick Up- Extended Cab- Short Bed- Steel Driveshaft. . .	B	1 2,3	K178 K3147 ^E	K178HD K3147HD
	Pick Up- Reg. Cab- W/ 2 Joint Shaft.	A	1,2	K447A	
	Pick Up- Reg. Cab- W/ 3 Joint Shaft.	B	1,2,3	K178	K178HD
	Suburban- Exc. 454 V-8- W/ AT.	B	1,3 2	K178 K3147 ^E	K178HD K3147HD
	Suburban- W/ 454 V-8- W/ AT.	B	1,2,3	K178	K178HD
		- Clamp Kit K37018 Fits K447A			
	- Clamp Kit K37018 Fits K178				
	- Clamp Kit K27048 Fits K3147				
1987	Pick Up- 2 Door- W/ 3 Spd. AT- Exc. 454 V-8.	B	1,3 2	K178 K3147 ^E	K178HD K3147HD
	Pick Up- 2 Door- W/ 3 Spd. AT- W/ 454 V-8.	B	1,2,3	K178	K178HD
	Pick Up- 2 Door- W/ 4 Spd. AT.	B	1,2 3	K3147 ^E K178	K3147HD K178HD
	Pick Up- 2 Door- W/ MT.	B	1,2,3	K178	K178HD
	Pick Up- 4 Door.	B	1,2,3	K178	K178HD
	Suburban- Exc. 454 V-8- W/ AT.	B	1,3 2	K178 K3147 ^E	K178HD K3147HD
Year Listing Continues					

² See "Aluminum Joints" in the Reference Materials

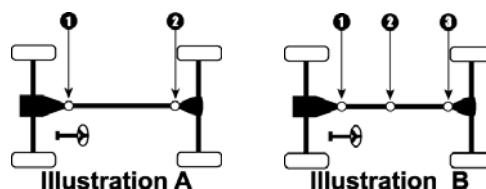
^E With grease fitting in end of cup use K3147-1



Year/ Model	Make	III.	Location	Standard U-Joint	Heavy Duty U-Joint	
GMC (cont.)						
3/4 TON PICK UP and SUBURBAN (cont.)						
1987	Suburban- W/ 454 V-8- W/ AT.	B	1,2,3	K178	K178HD	
	<i>- Clamp Kit K37018 Fits K178</i>					
1986-82	Pick Up- W/ Inside Lock Rings.	B	1,2,3	K3147 ^E	K3147HD	
	Pick Up- W/ Outside Lock Rings.	B	1,2,3	K178	K178HD	
	Suburban- W/ 2 Joint Shaft.	A	1,2	K3147 ^E	K3147HD	
	Suburban- W/ 3 Joint Shaft- Front Joint W/ Inside Lock Rings- Exc. 454 V-8.	B	1,3 2	K3147 ^E K178	K3147HD K178HD	
	Suburban- W/ 3 Joint Shaft- Front Joint W/ Outside Lock Rings- Exc. 454 V-8.	B	1,2 3	K178 K3147 ^E	K178HD K3147HD	
	Suburban- W/ 3 Joint Shaft- W/ 454 V-8.	B	1,2,3	K178	K178HD	
	<i>- Clamp Kit K37018 Fits K178</i>					
1981	Pick Up- 2 Door- W/ 3 Spd. MT or Turbo 350 AT.	B	1,2 3	K153 ^B K3147 ^E	K153HD K3147HD	
	Pick Up- 2 Door- W/ 4 Spd. MT.	B	1,2 3	K178 K3147 ^E	K178HD K3147HD	
	Pick Up- 2 Door- W/ Turbo 400 AT.	B	1 2 3	K178 K153 ^B K3147 ^E	K178HD K153HD K3147HD	
	Pick Up- 4 Door- Exc. 4 Spd. MT- W/ 454 V-8.	B	1 2	K178 K153 ^B	K178HD K153HD	
	Pick Up- 4 Door- W/ 4 Spd. MT- W/ 454 V-8.	B	1,2,3	K178	K178HD	
	Suburban- W/ 454 V-8.	B	1,2,3	K178	K178HD	
	Suburban- W/ AT- Exc. 454 V-8.	B	1,2 3	K178 K153 ^B	K178HD K153HD	
	Suburban- W/ MT- Exc. 454 V-8.	B	1,2 3	K178 K3147 ^E	K178HD K3147HD	
	<i>- Clamp Kit K37018 Fits K178</i>					
	1980-78	Pick Up- W/ 2 Joint Shaft.	A	1,2	K153 ^B	K153HD
Pick Up- W/ 3 Joint Shaft- W/ 1.063" OD Bearing.		B	1,2,3	K153 ^B	K153HD	
Year Listing Continues						

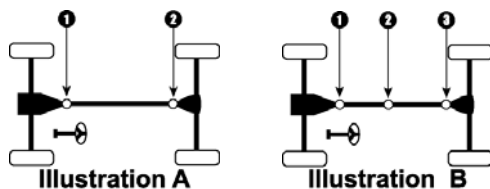
2 WHEEL DRIVE TRUCKS

^B With grease fitting in end of cup use K153-1
^E With grease fitting in end of cup use K3147-1



Year/ Model	Make	Ill.	Location	Standard U-Joint	Heavy Duty U-Joint
GMC (cont.)					
3/4 TON PICK UP and SUBURBAN (cont.)					
1980-78	Pick Up- W/ 3 Joint Shaft- W/ 1.188" OD Bearing.	B	1,2,3	K178	K178HD
	Suburban- W/ Turbo 350 AT.	B	1,2,3	K153 ^B	K153HD
	Suburban- W/ Turbo 400 AT or W/ 4 Spd. MT.	B	1,2,3	K178	K178HD
1977-73	Exc. 400 or 454 V-8.	B	1,2	K153 ^B	K153HD
			3	K178	K178HD
	W/ 400 V-8.	B	1	K1203 ^F	K1203HD
			2,3	K178	K178HD
	W/ 454 V-8.	B	1,2,3	K178	K178HD
1972-67	W/ 3 Spd. MT or AT.	B	1,2,3	K153 ^B	K153HD
	W/ 4 Spd. MT.	B	1,2,3	K178	K178HD
	- U Bolt Kit K29428 Fits K153 - U-Bolt Kit K39418 Fits K178				
1966-62	W/ 3 Spd. MT or Powerglide AT.	A	1	K153 ^B	K153HD
			2	K178	K178HD
	W/ 4 Spd. MT.	A	1,2	K178	K178HD
	W/ Turbo Hydra-matic AT.	B	1,2	K153 ^B	K153HD
			3	K178	K178HD
	- U-Bolt Kit K39418 Fits K178				
3/4 TON STEP VAN					
1990-85	125" W.B.- W/ AT.	B	1,3	K178	K178HD
			2	K3147 ^E	K3147HD
	125" W.B.- W/ MT.	B	1,2,3	K178	K178HD
	133" W.B.- W/ AT.	B	1	K178	K178HD
			2,3	K3147 ^E	K3147HD
	133" W.B.- W/ MT.	B	1,3	K178	K178HD
			2	K3147 ^E	K3147HD
	- Clamp Kit K37018 Fits K178 - U-Bolt Kit K39418 Fits K178				
1984-82	All.	B	1,2	K178	K178HD
			3	K3147 ^E	K3147HD
	- U-Bolt Kit K39418 Fits K178				
Year Listing Continues					

^B With grease fitting in end of cup use K153-1
^E With grease fitting in end of cup use K3147-1
^F With grease fitting in end of cup use K1203-1

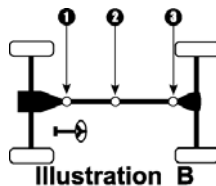
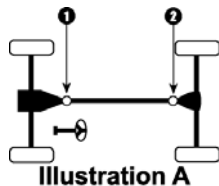


Year/ Model	Make	III.	Location	Standard U-Joint	Heavy Duty U-Joint
GMC (cont.)					
3/4 TON STEP VAN (cont.)					
1981-79	Exc. 4 Spd. MT.	B	1,2 3	K178 K153 ^B	K178HD K153HD
	W/ 4 Spd. MT. <i>- U-Bolt Kit K39418 Fits K178</i>	B	1,2,3	K178	K178HD
1978-76	W/ 2 Joint Shaft- Exc. 4 Spd. MT.	A	1,2	K153 ^B	K153HD
	W/ 2 Joint Shaft- W/ 4 Spd. MT.	A	1,2	K178	K178HD
	W/ 3 Joint Shaft- Exc. 4 Spd. MT.	B	1,2 3	K153 ^B K178	K153HD K178HD
1975-67	W/ 3 Joint Shaft- W/ 4 Spd. MT.	B	1,2,3	K178	K178HD
	W/ 3 Spd. MT or AT.	B	1 2,3	K153 ^B K178	K153HD K178HD
	W/ 4 Spd. MT.	B	1,2,3	K178	K178HD
1966-60	All.	B	1,2,3	K178	K178HD
3/4 TON VAN					
2005-04	W/ 2 Joint Shaft 135" W.B.- Inside Lock Rings.	A	1,2	K3147	K3147HD
	W/ 2 Joint Shaft 135" W.B.- Outside Lock Rings.	A	1,2	K178	K178HD
	W/ 3 Joint Shaft 155" W.B.. <i>- Clamp Kit K37018 Fits K178</i>			N/A ⁽⁵⁾	
2003	W/ 2 Joint Shaft 135" W.B.- Inside Lock Rings.	A	1,2	K3147	K3147HD
	W/ 2 Joint Shaft 135" W.B.- Outside Lock Rings.	A	1,2	K178	K178HD
	W/ 3 Joint Shaft 155" W.B.. <i>- Clamp Kit K37018 Fits K178</i>	B	1,2,3	K178	K178HD
2002-97	W/ 2 Joint Shaft.	A	1,2	K178	K178HD
	W/ 3 Joint Shaft. <i>- Clamp Kit K37018 Fits K178</i>	B	1,2,3	K178	K178HD
1996	W/ 2 Joint Shaft 110" W.B..	A	1,2	K3147 ^E	K3147HD
	W/ 2 Joint Shaft 135" W.B..	A	1,2	K178	K178HD
Year Listing Continues					

⁽⁵⁾ Limited information- Call sales at 800-728-7237 for availability

^B With grease fitting in end of cup use K153-1

^E With grease fitting in end of cup use K3147-1

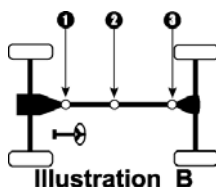
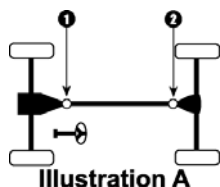


Year/ Model	Make	III.	Location	Standard U-Joint	Heavy Duty U-Joint
GMC (cont.)					
3/4 TON VAN (cont.)					
1996	W/ 3 Joint Shaft 155" W.B.	B	1,2,3	K178	K178HD
	- Clamp Kit K27048 Fits K3147				
	- Clamp Kit K37018 Fits K178				
1995-91	W/ 110" W.B.	A	1,2	K3147 ^E	K3147HD
	W/ 125" W.B.- W/ Aluminum Driveshaft ²	A	1	K521A	
			2	K541A	
	W/ 125" W.B.- W/ Steel Driveshaft.	A	1,2	K3147 ^E	K3147HD
	- Clamp Kit K27048 Fits K3147				
	- Clamp Kit K27048 Fits K541A				
1990-85	W/ 2 Joint Shaft- W/ Aluminum Driveshaft ²	A	1	K521A	
			2	K541A	
	W/ 2 Joint Shaft- W/ Steel Driveshaft.	A	1,2	K3147 ^E	K3147HD
	W/ 3 Joint Shaft.	B	1,2,3	K3147 ^E	K3147HD
	- Clamp Kit K27048 Fits K541A				
	- Clamp Kit K27048 Fits K3147				
1984	W/ 2 Joint Shaft.	A	1,2	K3147 ^E	K3147HD
	W/ 3 Joint Shaft- Exc. Turbo 400 AT.	B	1,2,3	K3147 ^E	K3147HD
	W/ 3 Joint Shaft- W/ Turbo 400 AT.	B	1	K3147 ^E	K3147HD
			2,3	K178	K178HD
	- Clamp Kit K27048 Fits K3147				
	- Clamp Kit K37028 Fits K178				
1983-82	W/ 2 Joint Shaft.	A	1,2	K3147 ^E	K3147HD
	W/ 3 Joint Shaft.	B	1,2,3	K3147 ^E	K3147HD
	- Clamp Kit K27048 Fits K3147				
1981	W/ 2 Joint Shaft- W/ Inside Lock Rings.	A	1,2	K3147 ^E	K3147HD
	W/ 2 Joint Shaft- W/ Outside Lock Rings.	A	1,2	K153 ^B	K153HD
	W/ 3 Joint Shaft- Front Joint.	B	1	K3147 ^E	K3147HD
	W/ 3 Joint Shaft- Middle or Rear Joint- W/ 1.063" OD Bearing.	B	2,3	K153 ^B	K153HD
	W/ 3 Joint Shaft- Middle or Rear Joint- W/ 1.188" OD Bearing.	B	2,3	K178	K178HD
	- Clamp Kit K27048 Fits K3147				
Year Listing Continues					

² See "Aluminum Joints" in the Reference Materials

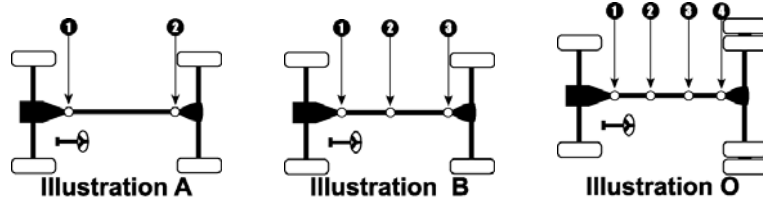
^B With grease fitting in end of cup use K153-1

^E With grease fitting in end of cup use K3147-1



Year/ Model	Make	III.	Location	Standard U-Joint	Heavy Duty U-Joint
GMC (cont.)					
3/4 TON VAN (cont.)					
1980-79	W/ 2 Joint Shaft- W/ Inside Lock Rings.	A	1,2	K3147 ^E	K3147HD
	W/ 2 Joint Shaft- W/ Outside Lock Rings.	A	1,2	K153 ^B	K153HD
	W/ 3 Joint Shaft- Exc. 400 V-8 or MT.	B	1,2,3	K3147 ^E	K3147HD
	W/ 3 Joint Shaft- W/ 400 V-8 or MT.	B	1	K3147 ^E	K3147HD
			2	K1203 ^F	K1203HD
			3	K178	K178HD
	<i>- Clamp Kit K27048 Fits K3147</i>				
1978-76	W/ 2 Joint Shaft- Exc. 400 V-8.	A	1,2	K153 ^B	K153HD
	W/ 2 Joint Shaft- W/ 400 V-8.	A	1	K3147 ^E	K3147HD
			2	K212	
	W/ 3 Joint Shaft- Exc. 400 V-8.	B	1,2,3	K153 ^B	K153HD
	W/ 3 Joint Shaft- W/ 400 V-8.	B	1	K3147 ^E	K3147HD
			2	K178	K178HD
			3	K1203 ^F	K1203HD
1975-67	W/ 2 Joint Shaft.	A	1,2	K153 ^B	K153HD
	W/ 3 Joint Shaft.	B	1,2,3	K153 ^B	K153HD
	<i>- U-Bolt Kit K29428 Fits K153 (Thru 1972)</i>				
1 TON PICK UP and CHASSIS CAB					
2005-04	Pick Up.			N/A ⁽⁵⁾	
2003-01	Chassis Cab- W/ 183.5" W.B..	O	1,2,3,4	K160	K160HD
	Exc. Chassis Cab W/ 183.5" W.B.- 6 Spd MT.	B	1,2,3	K188	
	Exc. Chassis Cab W/ 183.5" W.B.- Exc. 6 Spd MT.	B	1,2,3	K160	K160HD
	<i>- Clamp Kit K37018 Fits K160</i>				
2000-97	Chassis Cab- W/ 131.5" W.B..	B	1,2,3	K447A	
	Chassis Cab- W/ 135.5" or 159.5" W.B.- 15,000 lb GVW.	B	1,2,3	K160	K160HD
Year Listing Continues					

⁽⁵⁾ Limited information- Call sales at 800-728-7237 for availability
^B With grease fitting in end of cup use K153-1
^E With grease fitting in end of cup use K3147-1
^F With grease fitting in end of cup use K1203-1



Year/ Model	Make	III.	Location	Standard U-Joint	Heavy Duty U-Joint
----------------	------	------	----------	---------------------	-----------------------

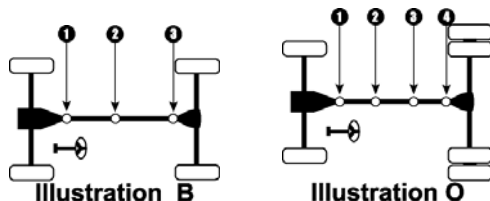
GMC (cont.)

1 TON PICK UP and CHASSIS CAB (cont.)

2000-97	Chassis Cab- W/ 135.5" or 159.5" W.B.- Exc. 15,000 lb GVW.	B	1 2,3	K178 K160	K178HD K160HD	
	Chassis Cab- W/ 155.5" W.B. & AT.	B	1,2,3	K447A		
	Chassis Cab- W/ 155.5" W.B. & MT.	B	1,2,3	K447A		
	Chassis Cab- W/ 183.5" W.B.	O	1,2,3,4	K160	K160HD	
	Pickup- W/ 131.5" W.B.	B	1,2,3	K447A		
	Pickup- W/ 155.5" W.B. & AT.	B	1,2,3	K447A		
	Pickup- W/ 155.5" W.B. & MT.	B	1,2,3	K447A		
	<ul style="list-style-type: none"> - Clamp Kit K37018 Fits K447A - Clamp Kit K37018 Fits K160 (With 1 5/16" Bolts) - Clamp Kit K37028 Fits K160 (With 3/4" Bolts) - Clamp Kit K37018 Fits K178 					
	1996-92	3500HD.	B	1,2,3	K160	K160HD
		Chassis Cab- W/ 183.5" W.B.	O	1,2,3,4	K160	K160HD
Exc. 3500HD or Chassis Cab W/ 183.5" W.B.- Aluminum Driveshaft ²		B	1,2,3	K447A		
Exc. 3500HD or Chassis Cab W/ 183.5" W.B.- Steel Driveshaft.		B	1,2,3	K178	K178HD	
<ul style="list-style-type: none"> - Clamp Kit K37028 Fits K160 - Clamp Kit K37018 Fits K160 (With 1 5/16" Bolts) - Clamp Kit K37028 Fits K160 (With 3/4" Bolts) - Clamp Kit K37018 Fits K447A - Clamp Kit K37018 Fits K178 						
1991	Chassis Cab- W/ 183.5" W.B.	O	1,2,3,4	K160	K160HD	
	Exc. Cab Chassis- W/ 183.5" W.B.- W/ Aluminum Driveshaft ²	B	1,2,3	K447A		
	Exc. Cab Chassis- W/ 183.5" W.B.- W/ Steel Driveshaft.	B	1,2,3	K178	K178HD	
	<ul style="list-style-type: none"> - Clamp Kit K37018 Fits K160 (With 1 5/16" Bolts) - Clamp Kit K37028 Fits K160 (With 3/4" Bolts) - Clamp Kit K37018 Fits K447A - Clamp Kit K37018 Fits K178 					

Year Listing Continues

² See "Aluminum Joints" in the Reference Materials



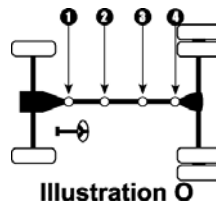
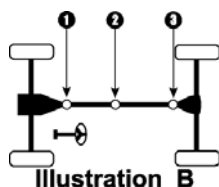
Year/ Model	Make	III.	Location	Standard U-Joint	Heavy Duty U-Joint
GMC (cont.)					
1 TON PICK UP and CHASSIS CAB (cont.)					
1990-79	W/ Aluminum Driveshaft ²	B	1,2,3	K447A	
	W/ Steel Driveshaft.	B	1,2,3	K178	K178HD
	- Clamp Kit K37018 Fits K447A				
	- Clamp Kit K37018 Fits K178				
1978-73	W/ 3 Spd. MT or Turbo 350 AT- Exc. Extended Cab. . . .	B	1,2 3	K153 ^B K178	K153HD K178HD
	W/ 4 Spd. MT or Turbo 400 AT- Exc. Extended Cab. . . .	B	1,2,3	K178	K178HD
	W/ Extended Cab- Includes Models W/ Dual Rear Wheels.	B	1,2,3	K178	K178HD
	- U-Bolt Kit K39418 Fits K178 (Thru 1975) - Clamp Kit K37018 Fits K178 (From 1976)				
1972-68	W/ AT- Exc. 396 & 400 V-8.	B	1 2,3	K153 ^B K178	K153HD K178HD
	W/ AT- W/ 396 & 400 V-8.	B	1 2,3	K1203 ^F K178	K1203HD K178HD
	W/ MT.	B	1,2,3	K178	K178HD
	- U-Bolt Kit K39418 Fits K178				
1967-60	W/ AT.	B	1 2,3	K153 ^B K178	K153HD K178HD
	W/ MT.	B	1,2,3	K178	K178HD
	- U-Bolt Kit K39418 Fits K178				
1 TON STEP VAN and MOTOR HOME CHASSIS					
1999-98	W/ 3 Joint Shaft- W/ 4 Wheel Disc Brakes.	B	1,2,3	K160	K160HD
	W/ 3 Joint Shaft- W/ Rear Drum Brakes.	B	1,2,3	K178	K178HD
Year Listing Continues					

2 WHEEL DRIVE TRUCKS

² See "Aluminum Joints" in the Reference Materials

^B With grease fitting in end of cup use K153-1

^F With grease fitting in end of cup use K1203-1



Year/ Model	Make	III.	Location	Standard U-Joint	Heavy Duty U-Joint
----------------	------	------	----------	---------------------	-----------------------

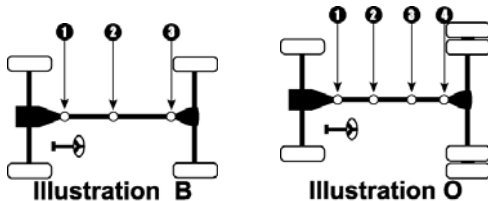
GMC (cont.)

1 TON STEP VAN and MOTOR HOME CHASSIS (cont.)

1999-98	W/ 4 Joint Shaft- W/ 4 Wheel Disk Brakes- Exc. Motor Home Chassis.	O	1,2,3,4	K160	K160HD
	W/ 4 Joint Shaft- W/ Motor Home Chassis.	O	1,2,3,4	K188	
	W/ 4 Joint Shaft- W/ Rear Drum Brakes- Exc. Motor Home Chassis.	O	1,2,3,4	K178	K178HD
	<ul style="list-style-type: none"> - Clamp Kit K37018 Fits K160 (With 1 5/16" Bolts) - Clamp Kit K37028 Fits K160 (With 3/4" Bolts) - Clamp Kit K37018 Fits K178 - Clamp Kit K37038 Fits K188 				
1997-91	W/ 3 Joint Shaft- W/ 4 Wheel Disc Brakes.	B	1,2,3	K160	K160HD
	W/ 3 Joint Shaft- W/ Rear Drum Brakes.	B	1,2,3	K178	K178HD
	W/ 4 Joint Shaft- W/ 4 Wheel Disc Brakes.	O	1,2,3,4	K160	K160HD
	W/ 4 Joint Shaft- W/ Rear Drum Brakes.	O	1,2,3,4	K178	K178HD
<ul style="list-style-type: none"> - Clamp Kit K37018 Fits K160 (With 1 5/16" Bolts) - Clamp Kit K37028 Fits K160 (With 3/4" Bolts) - Clamp Kit K37018 Fits K178 					
1990-89	157" W.B.- W/ Rear Drum Brakes.	B	1,2,3	K178	K178HD
	125" or 133" W.B.- W/ Rear Disc Brakes & AT.	B	1,3	K160	K160HD
			2	K178	K178HD
	125" or 133" W.B.- W/ Rear Disc Brakes & MT- Exc. Turbo Diesel.	B	1	K153 ^B	K153HD
			2	K178	K178HD
		3	K160	K160HD	

Year Listing Continues

^B With grease fitting in end of cup use K153-1



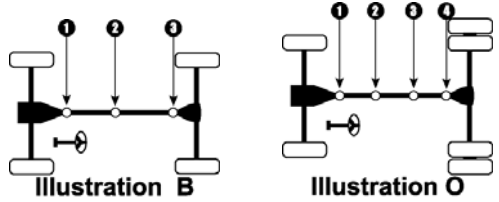
Year/ Model	Make	III.	Location	Standard U-Joint	Heavy Duty U-Joint
----------------	------	------	----------	---------------------	-----------------------

GMC (cont.)

1 TON STEP VAN and MOTOR HOME CHASSIS (cont.)

1990-89	125" or 133" W.B.- W/ Rear Disc Brakes & MT- W/ Turbo Diesel.	B	1,2 3	K178 K160	K178HD K160HD
	125" or 133" W.B.- W/ Rear Drum Brakes.	B	1,2,3	K178	K178HD
	137" W.B.- Motor Home Chassis.	B	1,2,3	K178	K178HD
	157" W.B.- W/ Rear Disc Brakes- W/ AT.	B	1	K1206	
			2	K178	K178HD
			3	K160	K160HD
	157" W.B.- W/ Rear Disc Brakes- W/ MT.	B	1,2	K178	K178HD
			3	K160	K160HD
	178" W.B.- Motor Home Chassis- W/ Rear Disc Brakes & AT.	B	1	K1206	
			2	K178	K178HD
			3	K160	K160HD
	178" W.B.- Motor Home Chassis- W/ Rear Disc Brakes & MT.	B	1,2	K178	K178HD
			3	K160	K160HD
	178" W.B.- Motor Home Chassis- W/ Rear Drum Brakes.	B	1,2,3	K160	K160HD
	178" W.B.- Step Van- W/ 3 Joint Shaft.	B	1,2,3	K178	K178HD
178" W.B.- Step Van- W/ 4 Joint Shaft.	O	1,2,3,4	K178	K178HD	
208" W.B.- Motor Home Chassis.	O	1,2,3,4	K160	K160HD	
<ul style="list-style-type: none"> - Clamp Kit K37018 Fits K178 - U-Bolt Kit K39418 Fits K178 - Clamp Kit K37018 Fits K160 - U-Bolt Kit K39418 Fits K160 					
1988-85	125" or 133" W.B.- W/ Rear Disc Brakes & AT.	B	1,3	K160	K160HD
			2	K178	K178HD

Year Listing Continues



2 WHEEL DRIVE TRUCKS

Year/ Model	Make	III.	Location	Standard U-Joint	Heavy Duty U-Joint
----------------	------	------	----------	---------------------	-----------------------

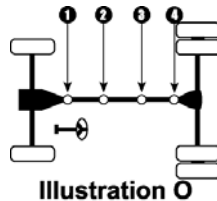
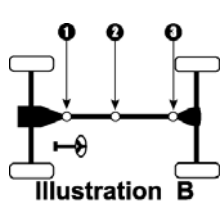
GMC (cont.)

1 TON STEP VAN and MOTOR HOME CHASSIS (cont.)

1988-85	125" or 133" W.B.- W/ Rear Disc Brakes & MT- Exc.	B	1	K153 ^B	K153HD
	Turbo Diesel.		2	K178	K178HD
			3	K160	K160HD
	125" or 133" W.B.- W/ Rear Disc Brakes & MT- W/ Turbo Diesel.	B	1,2	K178	K178HD
			3	K160	K160HD
	125" or 133" W.B.- W/ Rear Drum Brakes.	B	1,2,3	K178	K178HD
	137" W.B.- Motor Home Chassis.	B	1,2,3	K178	K178HD
	157" W.B.- W/ Rear Disc Brakes- W/ AT.	B	1	K1206	
			2	K178	K178HD
			3	K160	K160HD
	157" W.B.- W/ Rear Disc Brakes- W/ MT.	B	1,2	K178	K178HD
			3	K160	K160HD
	157" W.B.- W/ Rear Drum Brakes.	B	1,2,3	K178	K178HD
	178" W.B.- Motor Home Chassis- W/ Rear Disc Brakes & AT.	B	1	K1206	
			2	K178	K178HD
			3	K160	K160HD
	178" W.B.- Motor Home Chassis- W/ Rear Disc Brakes & MT.	B	1,2	K178	K178HD
			3	K160	K160HD
	178" W.B.- Motor Home Chassis- W/ Rear Drum Brakes.	B	1,2,3	K160	K160HD
	178" W.B.- Step Van- W/ 3 Joint Shaft.	B	1,2,3	K178	K178HD
	178" W.B.- Step Van- W/ 4 Joint Shaft.	O	1,2,3,4	K178	K178HD

Year Listing Continues

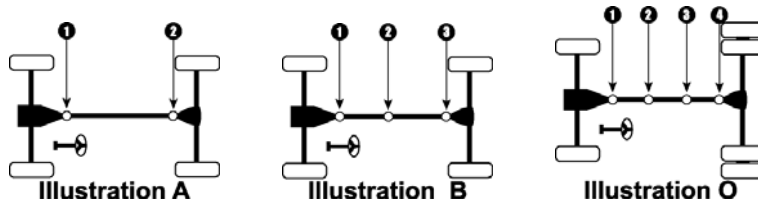
^B With grease fitting in end of cup use K153-1



Year/ Model	Make	III.	Location	Standard U-Joint	Heavy Duty U-Joint
GMC (cont.)					
1 TON STEP VAN and MOTOR HOME CHASSIS					
(cont.)					
1988-85	208" W.B.- Motor Home Chassis.	O	1,2,3,4	K160	K160HD
	- Clamp Kit K37018 Fits K160				
	- U-Bolt Kit K39418 Fits K160				
	- Clamp Kit K37018 Fits K178				
	- U-Bolt Kit K39418 Fits K178				
1984-79	125", 133" or 137" W.B.- W/ Rear Disc Brakes & 4 Spd. MT.	B	1 2,3	K153 ^B K178	K153HD K178HD
	125", 133" or 137" W.B.- W/ Rear Disc Brakes & Turbo 400 AT.	B	1 2,3	K160 K178	K160HD K178HD
	125", 133" or 137" W.B.- W/ Rear Drum Brakes.	B	1,2,3	K178	K178HD
	157" W.B.- W/ Rear Disc Brakes & 4 Spd. MT.	B	1,2,3	K178	K178HD
	157" W.B.- W/ Rear Disc Brakes & Turbo 400 AT.	B	1 2,3	K1206 K178	 K178HD
	157" W.B.- W/ Rear Drum Brakes.	B	1,2,3	K178	K178HD
	178" W.B.- Motor Home Chassis.	B	1 2,3	K1206 K178	 K178HD
	178" W.B.- Step Van- W/ 3 Joint Shaft.	B	1,2,3	K178	K178HD
	178" W.B.- Step Van- W/ 4 Joint Shaft.	O	1,2,3,4	K178	K178HD
	- Clamp Kit K37018 Fits K178 (With 1 5/16" Bolts)				
	- U-Bolt Kit K39418 Fits K178				
	- Clamp Kit K37028 Fits K178 (With 3/4" Bolts)				
1978-75	125" or 133" W.B.- W/ 4 Wheel Disc Brakes.	B	1,2 3	K153 ^B K1206	K153HD
	125" or 133" W.B.- W/ Drum Brakes.	B	1,2,3	K178	K178HD
	157" W.B.- W/ 4 Wheel Disc Brakes.	B	1 2 3	K1206 K153 ^B K1206	 K153HD
	157" W.B.- W/ Drum Brakes.	B	1,2,3	K178	K178HD
	- U-Bolt Kit K39418 Fits K178				
1974-68	All.	B	1,2,3	K178	K178HD
	- U-Bolt Kit K39418 Fits K178				
Year Listing Continues					

2 WHEEL DRIVE TRUCKS

^B With grease fitting in end of cup use K153-1



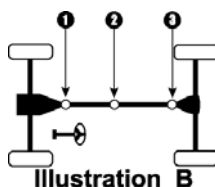
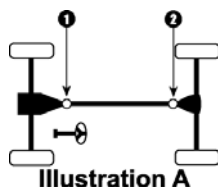
Year/ Model	Make	III.	Location	Standard U-Joint	Heavy Duty U-Joint		
GMC (cont.)							
1 TON STEP VAN and MOTOR HOME CHASSIS							
(cont.)							
1967-63	104" W.B.- W/ 3 Spd. MT or AT.	A	1	K153 ^B	K153HD		
			2	K178	K178HD		
	104" W.B.- W/ 4 Spd. MT.	A	1,2	K178	K178HD		
			125" or 137" W.B.- W/ 3 Spd. MT or AT.	B	1	K153 ^B	K153HD
	2,3	K178			K178HD		
125" or 137" W.B.- W/ 4 Spd. MT.	B	1,2,3	K178	K178HD			
		<i>- U-Bolt Kit K39418 Fits K178</i>					
1962-61	104" W.B.- W/ 3 Spd. MT.	A	1	K153 ^B	K153HD		
			2	K178	K178HD		
	104" W.B.- W/ 4 Spd. MT or AT.	A	1,2	K178	K178HD		
			125" or 137" W.B.- W/ 3 Spd. MT.	B	1	K153 ^B	K153HD
	2,3	K178			K178HD		
125" or 137" W.B.- W/ 4 Spd. MT or AT.	B	1,2,3	K178	K178HD			
		1960	104" W.B.- W/ 3 Spd. MT.	A	1,2	K153 ^B	K153HD
104" W.B.- W/ 4 Spd. MT or AT.	A				1,2	K178	K178HD
			125" or 137" W.B.- W/ 3 Spd. MT.	B	1	K153 ^B	K153HD
2,3	K178				K178HD		
125" or 137" W.B.- W/ 4 Spd. MT or AT.	B		1,2,3	K178	K178HD		
1 TON VAN and CHASSIS CAB							
2005-04	135" W.B.	A	1,2	K447A ²			
			139" W.B.	A	1,2	K160A ²	
			155" or 159" W.B.			N/A ⁽⁵⁾	
			177" W.B.	B	1	K447A ²	
2,3	K160A ²						
<i>- Clamp Kit K37018 Fits K447A</i>							
<i>- Clamp Kit K37018 Fits K160A</i>							
2003	135" W.B.	A	1,2	K447A ²			

Year Listing Continues

⁽⁵⁾ Limited information- Call sales at 800-728-7237 for availability

² See "Aluminum Joints" in the Reference Materials

^B With grease fitting in end of cup use K153-1

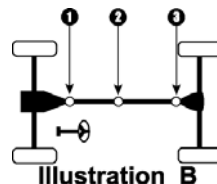
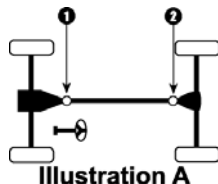


Year/ Model	Make	III.	Location	Standard U-Joint	Heavy Duty U-Joint
GMC (cont.)					
1 TON VAN and CHASSIS CAB (cont.)					
2003	139" W.B.....	A	1,2	K160A ²	
	155" W.B.....	B	1,2,3	K447A ²	
	159" or 177" W.B.....	B	1 2,3	K447A ² K160A ²	
	- Clamp Kit K37018 Fits K447A - Clamp Kit K37018 Fits K160A				
2002-01	W/ 2 Joint Shaft.....	A	1,2	K447A ²	
	W/ 3 Joint Shaft- Exc. 137" W.B. Commercial Cutaway 8.1L.....	B	1,2,3	K447A ²	
	W/ 3 Joint Shaft- W/ 137" W.B. Commercial Cutaway 8.1L.....	B	1,2 3	K447A ² K160A ²	
	- Clamp Kit K37018 Fits K447A - Clamp Kit K37018 Fits K160A				
2000-92	W/ 2 Joint Shaft.....	A	1,2	K447A ²	
	W/ 3 Joint Shaft.....	B	1,2,3	K447A ²	
	- Clamp Kit K37018 Fits K447A				
1991	W/ 2 Joint Shaft- W/ Aluminum Driveshaft ²	A	1,2	K447A	
	W/ 2 Joint Shaft- W/ Steel Driveshaft.....	A	1,2	K178	K178HD
	W/ 3 Joint Shaft- W/ Aluminum Driveshaft ²	B	1,2,3	K447A	
	W/ 3 Joint Shaft- W/ Steel Driveshaft.....	B	1,2,3	K178	K178HD
	- Clamp Kit K37018 Fits K447A (With 1 5/16" Bolts) - Clamp Kit K37028 Fits K447A (With 3/4" Bolts) - Clamp Kit K37018 Fits K178 (With 1 5/16" Bolts) - Clamp Kit K37028 Fits K178 (With 3/4" Bolts)				
1990-85	125" W.B.- Exc. 4 Spd. AT.....	B	1,2,3	K178	K178HD
	125" W.B.- W/ 4 Spd. AT.....	B	1 2,3	K3147 ^E K178	K3147HD K178HD
	146" W.B.....	B	1,2,3	K178	K178HD
	- Clamp Kit K37018 Fits K178 (With 1 5/16" Bolts) - Clamp Kit K37028 Fits K178 (With 3/4" Bolts)				
1984-83	Chassis Cab.....	B	1,2,3	K178	K178HD
Year Listing Continues					

2 WHEEL DRIVE TRUCKS

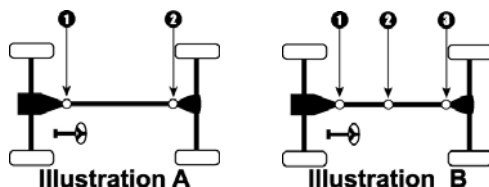
² See "Aluminum Joints" in the Reference Materials

^E With grease fitting in end of cup use K3147-1



Year/ Model	Make	III.	Location	Standard U-Joint	Heavy Duty U-Joint
GMC (cont.)					
1 TON VAN and CHASSIS CAB (cont.)					
1984-83	Exc. Chassis Cab.	B	1 2,3	K3147 ^E K178	K3147HD K178HD
	- Clamp Kit K37018 Fits K178				
1982	Chassis Cab- W/ AT.	B	1,2,3	K178	K178HD
	Exc. Chassis Cab- W/ AT.	B	1 2,3	K3147 ^E K178	K3147HD K178HD
	- Clamp Kit K37018 Fits K178				
1981-80	Exc. 3 Spd. MT.	B	1,2,3	K178	K178HD
	W/ 3 Spd. MT.	B	1 2,3	K3147 ^E K178	K3147HD K178HD
	- Clamp Kit K37018 Fits K178				
1979-78	W/ 2 Joint Shaft.	A	1,2	K178	K178HD
	W/ 3 Joint Shaft- Exc. Turbo 400 AT.	B	1 2,3	K3147 ^E K178	K3147HD K178HD
	W/ 3 Joint Shaft- W/ Turbo 400 AT.	B	1,2,3	K178	K178HD
	- Clamp Kit K37018 Fits K178				
1977-75	W/ 2 Joint Shaft- Exc. 400 V-8.	A	1,2	K153 ^B	K153HD
	W/ 2 Joint Shaft- W/ 400 V-8.	A	1 2	K1203 ^F K178	K1203HD K178HD
	W/ 3 Joint Shaft- Exc. 400 V-8.	B	1 2,3	K153 ^B K178	K153HD K178HD
	W/ 3 Joint Shaft- W/ 400 V-8.	B	1 2,3	K1203 ^F K178	K1203HD K178HD
	- U-Bolt Kit K39418 Fits K178				
1974-67	W/ 2 Joint Shaft.	A	1,2	K153 ^B	K153HD
	W/ 3 Joint Shaft.	B	1,2,3	K153 ^B	K153HD
	- U Bolt Kit K29428 Fits K153				

^B With grease fitting in end of cup use K153-1
^E With grease fitting in end of cup use K3147-1
^F With grease fitting in end of cup use K1203-1

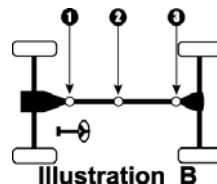
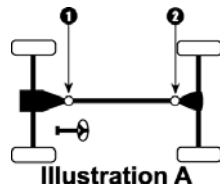


Year/ Model	Make	III.	Location	Standard U-Joint	Heavy Duty U-Joint
HONDA					
PASSPORT					
2002-98	All.	A	1,2	K467A	
1997-93	All.	B	1,2,3	K153 ^B	K153HD
<i>- Clamp Kit K27018 Fits K153 at Support Bearing</i>					
INFINITI					
FX SERIES					
2005-03	All.			N/A ⁽⁵⁾	
QX4					
2003-01	All.			N/A ⁽⁵⁾	
QX56					
2005-04	All.			N/A ⁽⁵⁾	
INTERNATIONAL TRK					
1300 SERIES (Except Metro Trucks)					
1977-59	W/ 2 Joint Shaft- W/ Inside Lock Rings.	A	1,2	K1200	K1200HD
	W/ 2 Joint Shaft- W/ Outside Lock Rings.	A	1,2	K153 ^B	K153HD
	W/ 3 Joint Shaft.	B	1,2,3	K153 ^B	K153HD
150, 200 and 500 SERIES (Except Metro Trucks)					
1977-59	W/ Inside Lock Rings.	B	1,2,3	K1205	
	W/ Outside Lock Rings.	B	1,2,3	K178	K178HD
METRO TRUCKS					
1975-66	M-1200 & MA-1200 W/ 3 Spd. MT, 4 Spd. MT or AT. ...	B	1,2,3	K1200	K1200HD
	M-1200 & MA-1200 W/ 5 Spd. OD Trans.	B	1,2,3	K1205	
	M-700, M-800 & M-1000.	B	1,2,3	K153 ^B	K153HD
<i>- U Bolt Kit K29428 Fits K153</i>					
1965-60	AM-120.	A	1,2	K153 ^B	K153HD
Year Listing Continues					

2 WHEEL DRIVE TRUCKS

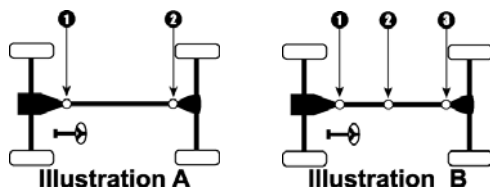
⁽⁵⁾ Limited information- Call sales at 800-728-7237 for availability

^B With grease fitting in end of cup use K153-1



Year/ Model	Make	III.	Location	Standard U-Joint	Heavy Duty U-Joint
INTERNATIONAL TRK (cont.)					
METRO TRUCKS (cont.)					
1965-60	AM-130.....	B	1,2,3	K153 ^B	K153HD
	CM-110.....	A	1,2	K1200	K1200HD
	CM-70.....	A	1,2	K1200	K1200HD
	CM-80- Exc. A-55 Engine.....	A	1,2	K1200	K1200HD
	<i>- U Bolt Kit K29428 Fits K153</i>				
1959-55	AM-120.....	A	1,2	K153 ^B	K153HD
	AM-130.....	B	1,2,3	K153 ^B	K153HD
	<i>- U Bolt Kit K29428 Fits K153</i>				
SCOUT, SCOUT II and TERRA (80 and 800 SERIES)					
1981-75	All.....	A	1,2	K153 ^B	K153HD
	<i>- U Bolt Kit K29428 Fits K153</i>				
1974-70	All.....	A	1,2	K1200	K1200HD
1969	All.....	A	1,2	N/A	
1968-66	All.....	A	1,2	K1200	K1200HD
1967-61	All.....	A	1,2	K2140	
TRAVELALL and PICK UP (100, 110, 120, 900, 1000, 1100 and 1200 SERIES)					
1976-70	W/ 2 Joint Shaft.....	A	1,2	K153 ^B	K153HD
	W/ 3 Joint Shaft.....	B	1,2,3	K153 ^B	K153HD
	<i>- U Bolt Kit K29428 Fits K153</i>				
1969-59	W/ 2 Joint Shaft.....	A	1,2	K1200	K1200HD
	W/ 3 Joint Shaft.....	B	1,2,3	K153 ^B	K153HD
	<i>- U Bolt Kit K29428 Fits K153</i>				

^B With grease fitting in end of cup use K153-1

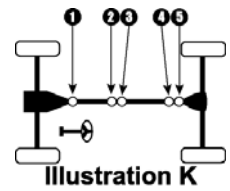
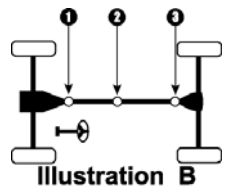
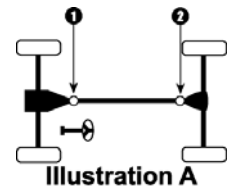


Year/ Model	Make	III.	Location	Standard U-Joint	Heavy Duty U-Joint
ISUZU					
AMIGO					
2000-98	All.	A	1,2	K153 ^B	K153HD
1995-89	All.	A	1,2	K1515	
ASCENDER					
2005-03	All. <i>- Clamp Kit K27048 Fits K3147</i>	A	1,2	K3147 ^E	K3147HD
AXIOM					
2004	All.			N/A ⁽⁵⁾	
2003-02	All.	A	1,2	K467A	
ELF 150, 250 and 350 (INCLUDES MYPACK)					
1980-67	W/ 2 Joint Shaft.	A	1,2	K1515	
	W/ 3 Joint Shaft.	B	1,2,3	K1515	
HOMBRE					
2000-96	Extended Cab- 4.3L AT.	K	1,2,3,4,5	K3147 ^E	K3147HD
	Extended Cab- Exc. 4.3L AT.	B	1,2,3	K3147 ^E	K3147HD
	Regular Cab.	A	1,2	K3147 ^E	K3147HD
	<i>- Clamp Kit K27048 Fits K3147</i> <i>- Ball Seat Kit Use 403-0 (Extended Cab 4.3L AT - Rear Section)</i>				
PICK UP, P'UP					
1995-90	W/ 2 Joint Shaft- W/ Inside Lock Rings.	A	1,2	K1515	
	W/ 2 Joint Shaft- W/ Outside Lock Rings.	A	1,2	K153 ^B	K153HD
	W/ 3 Joint Shaft- W/ Inside Lock Rings.	B	1,2,3	K1515	
	W/ 3 Joint Shaft- W/ Outside Lock Rings.	B	1,2,3	K153 ^B	K153HD
	<i>- Clamp Kit K27018 Fits K153 at Support Bearing</i>				
1989-81	W/ 2 Joint Shaft- W/ Inside Lock Rings.	A	1,2	K1515	
	W/ 2 Joint Shaft- W/ Outside Lock Rings.	A	1,2	K111	
	W/ 3 Joint Shaft- W/ Inside Lock Rings.	B	1,2,3	K1515	
	W/ 3 Joint Shaft- W/ Outside Lock Rings.	B	1,2,3	K111	

⁽⁵⁾ Limited information- Call sales at 800-728-7237 for availability

^B With grease fitting in end of cup use K153-1

^E With grease fitting in end of cup use K3147-1

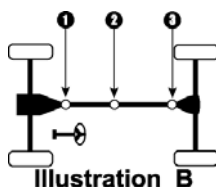
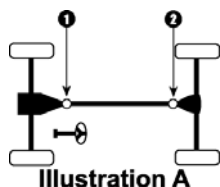


Year/ Model	Make	III.	Location	Standard U-Joint	Heavy Duty U-Joint
ISUZU (cont.)					
RODEO					
2004-98	All.	A	1,2	K467A	
1997-91	All.	B	1,2,3	K153 ^B	K153HD
	<i>- Clamp Kit K27018 Fits K153 at Support Bearing</i>				
TROOPER					
2002-00	All.	B	1,2,3	K0411	
JEEP					
CHEROKEE					
2001-85	All.	A	1,2	K153 ^B	K153HD
	<i>- Clamp Kit K27018 Fits K153</i>				
COMANCHE					
1992-86	All.	A	1,2	K153 ^B	K153HD
	<i>- Clamp Kit K27018 Fits K153</i>				
COMMANDO					
1973-67	C101.	A	1,2	K1306 ^A	K1306HD
	<i>- Clamp Kit K27038 Fits K1306</i>				
GRAND CHEROKEE					
2005-04	All.			N/A ⁽⁵⁾	
2003-93	All.	A	1,2	K153 ^B	K153HD
	<i>- Clamp Kit K27018 Fits K153</i>				
GRAND WAGONEER					
1993	All.	A	1,2	K153 ^B	K153HD
	<i>- Clamp Kit K27018 Fits K153</i>				
JEEPSTER					
1977-63	J262 and J362.	A	1,2	K153 ^B	K153HD
	<i>- U Bolt Kit K29428 Fits K153</i>				

⁽⁵⁾ Limited information- Call sales at 800-728-7237 for availability

^A With grease fitting in end of cup use K1306-1

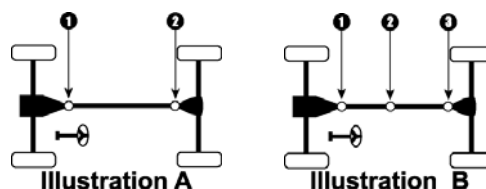
^B With grease fitting in end of cup use K153-1



Year/ Model	Make	III.	Location	Standard U-Joint	Heavy Duty U-Joint
JEEP (cont.)					
LIBERTY					
2005-04	All.			N/A ⁽⁵⁾	
2003	From 12/2/02.			N/A ⁽⁵⁾	
	Thru 12/1/02.	A	1,2	K153 ^B	K153HD
	- Clamp Kit K27018 Fits K153				
2002	All.	A	1,2	K153 ^B	K153HD
	- Clamp Kit K27018 Fits K153				
WAGONEER					
1990-85	All.	A	1,2	K153 ^B	K153HD
	- Clamp Kit K27018 Fits K153				
1967-66	J162- (Pos. 1 is Pot Type W/ Body).	A	1 2	K1407A K1306 ^A	K1306HD
	- Clamp Kit K27038 Fits K1306				
1965-63	J162- AT.	A	1 2	K2011 K2140	
	J162- MT.	A	1,2	K153 ^B	K153HD
	- U Bolt Kit K29428 Fits K153				
KIA					
SPORTAGE					
2002-95	All.	B	1,2,3	K1513	
LINCOLN					
AVIATOR					
2005	All.			N/A ⁽⁵⁾	
2004	From 11/6/03.			N/A ⁽⁵⁾	
	Thru 11/5/03.	A	1,2	K1203 ^F	K1203HD
2003	All.	A	1,2	K1203 ^F	K1203HD

2 WHEEL DRIVE TRUCKS

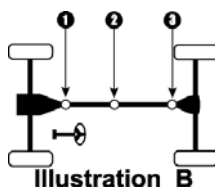
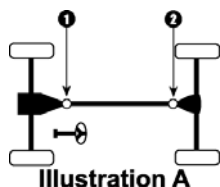
⁽⁵⁾ Limited information- Call sales at 800-728-7237 for availability
^A With grease fitting in end of cup use K1306-1
^B With grease fitting in end of cup use K153-1
^F With grease fitting in end of cup use K1203-1



Year/ Model	Make	III.	Location	Standard U-Joint	Heavy Duty U-Joint
LINCOLN (cont.)					
BLACKWOOD					
2003-02	All.	A	1,2	K178	K178HD
NAVIGATOR					
2005-03	Exc. Two Piece Driveshaft.			N/A ⁽⁵⁾	
	Two Piece Driveshaft.			N/A ⁽⁵⁾	
2002-98	All.	A	1,2	K178	K178HD
MAZDA					
B-1600					
1976-72	W/ 2 Joint Shaft.	A	1,2	K1507	
	W/ 3 Joint Shaft.	B	1,2,3	K1507	
B-1800					
1978-76	W/ 2 Joint Shaft.	A	1,2	K1507	
	W/ 3 Joint Shaft.	B	1,2,3	K1507	
B-2000					
1987	Regular Cab W/ Long Bed & Cab Plus- Front & Rear Use Staked-In Type Joints ⁶	B	1,3 2	430-11 K1507	
	Regular Cab W/ Short Bed- W/ Staked-In Type Joints ⁶ ..	A	1,2	430-11	
1986	Regular Cab W/ Long Bed- Front & Rear Use Staked-In Type Joints ⁶	B	1,3 2	430-11 K1507	
	Regular Cab W/ Short Bed- W/ Staked-In Type Joints ⁶ ..	A	1,2	430-11	
1984-79	W/ 2 Joint Shaft- W/ Staked-In Type Joints ⁶	A	1,2	430-11	
	W/ 2 Joint Shaft- W/ Std. U-Joints.	A	1,2	K1507	
	W/ 3 Joint Shaft- W/ Staked-In Type Joints ⁶	B	1,2,3	430-11	
	W/ 3 Joint Shaft- W/ Std. U-Joints.	B	1,2,3	K1507	
B-2200					
1993-90	Front & Rear Use Staked-In Type Joints ⁶	B	1,3 2	430-11 K1507	
Year Listing Continues					

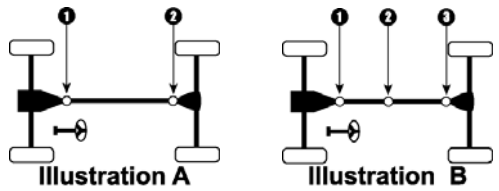
⁽⁵⁾ Limited information- Call sales at 800-728-7237 for availability

⁶ See "Staked-In Replacement Joints" in the Reference Material



Year/ Model	Make	III.	Location	Standard U-Joint	Heavy Duty U-Joint
MAZDA (cont.)					
B-2200 (cont.)					
1989-87	Regular Cab W/ Long Bed & Cab Plus- Front & Rear	B	1,3	430-11	
	Use Staked-In Type Joints ⁶		2	K1507	
	Regular Cab W/ Short Bed- W/ Staked-In Type Joints ⁶ . .	A	1,2	430-11	
1984-82	W/ 2 Joint Shaft- W/ Staked-In Type Joints ⁶	A	1,2	430-11	
	W/ 2 Joint Shaft- W/ Std. U-Joints.	A	1,2	K1507	
	W/ 3 Joint Shaft- W/ Staked-In Type Joints ⁶	B	1,2,3	430-11	
	W/ 3 Joint Shaft- W/ Std. U-Joints.	B	1,2,3	K1507	
B-2300					
2004-01	All.	A	1,2	K1203 ^F	K1203HD
1997-94	Cab Plus.	B	1,2,3	K153 ^B	K153HD
	Exc. Cab Plus.	A	1,2	K153 ^B	K153HD
	<i>- Clamp Kit K27018 Fits K153 at Support Bearing</i>				
B-2500					
2001-98	Cab Plus.			N/A ⁽⁵⁾	
	Regular Cab.			N/A ⁽⁵⁾	
B-2600					
1993-90	Front & Rear Use Staked-In Type Joints ⁶	B	1,3	430-11	
			2	K1507	
1989-87	Front & Rear Use Staked-In Type Joints ⁶	B	1,3	430-11	
			2	K1507	
B-3000					
2004-98	All.	A	1,2	K1203 ^F	K1203HD
1997-94	Cab Plus.	B	1,2,3	K153 ^B	K153HD
	Exc. Cab Plus.	A	1,2	K153 ^B	K153HD
	<i>- Clamp Kit K27018 Fits K153 at Support Bearing</i>				
B-4000					
2004-98	All.	A	1,2	K1203 ^F	K1203HD
	Year Listing Continues				

⁽⁵⁾ Limited information- Call sales at 800-728-7237 for availability
⁶ See "Staked-In Replacement Joints" in the Reference Material
^B With grease fitting in end of cup use K153-1
^F With grease fitting in end of cup use K1203-1



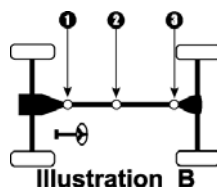
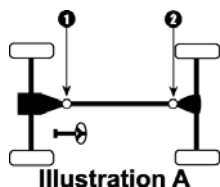
Year/ Model	Make	Ill.	Location	Standard U-Joint	Heavy Duty U-Joint
MAZDA (cont.)					
B-4000 (cont.)					
1997-94	Cab Plus.	B	1,2,3	K153 ^B	K153HD
	Exc. Cab Plus.	A	1,2	K153 ^B	K153HD
	- Clamp Kit K27018 Fits K153 at Support Bearing				
MPV					
1998-89	W/ Staked-In Type Joints- Middle Joint Uses High Speed Boot ⁹	B	1,3 2	430-11 N/A ⁽⁵⁾	
	- Boot Kit Use 805-21A				
NAVAJO					
1994-91	All.	A	1,2	K153 ^B	K153HD
	- Clamp Kit K27018 Fits K153 at Support Bearing				
ROTARY TRUCK					
1977-74	W/ 2 Joint Shaft.	A	1,2	K1504	
	W/ 3 Joint Shaft.	B	1,2,3	K1504	
MERCURY					
MARINER					
2005	Front Joint Using High Speed Boot ⁹	B	1 2,3	N/A ⁽⁵⁾ K153 ^B	K153HD
MOUNTAINEER					
2005-97	All.	A	1,2	K1203 ^F	K1203HD
MITSUBISHI					
MONTERO SPORT					
2003-00	3.0L.	B	1,2,3	K0450	
	3.5L.	B	1 2,3	N/A ⁽⁵⁾ K0450	
1999-97	2.4L.	B	1,2,3	K1516	
	3.0L.	B	1,2,3	K0450	

⁽⁵⁾ Limited information- Call sales at 800-728-7237 for availability

⁹ See "High Speed Boot Kits" in the Reference Materials

^B With grease fitting in end of cup use K153-1

^F With grease fitting in end of cup use K1203-1



Year/ Model	Make	III.	Location	Standard U-Joint	Heavy Duty U-Joint
----------------	------	------	----------	---------------------	-----------------------

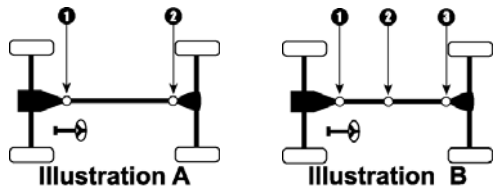
MITSUBISHI (cont.)

PICK UP					
1996-89	W/ 2 Joint Shaft- W/ AT.	A	1,2	K1503	
	W/ 2 Joint Shaft- W/ MT.	A	1,2	K1516	
	W/ 3 Joint Shaft- W/ AT.	B	1,2,3	K1503	
	W/ 3 Joint Shaft- W/ MT.	B	1,2,3	K1516	
1988-87	Long Bed or Macro Cab.	B	1,2,3	K1516	
	W/ 2.0L Engine- Exc. Long Bed or Macro Cab.	A	1,2	K1503	
	W/ 2.6L Engine- Exc. Long Bed or Macro Cab.	A	1,2	K1516	
1986-83	W/ 2.0L Engine.	B	1,2,3	K1503	
	W/ 2.3L or 2.6L Engines.	B	1,2,3	K1516	
VAN/WAGON					
1990-88	All.	A	1,2	K1503	
1987	From 4/87.	A	1,2	K1503	
	Thru 3/87.	A	1,2	K1516	

NISSAN

ARMADA					
2005-04	All.			N/A ⁽⁵⁾	
FRONTIER					
2005-98	All.			N/A ⁽⁵⁾	
PATHFINDER					
2005	All.			N/A ⁽⁵⁾	
2004-89	All.	B	1,2,3	K1505	
PICK UP					
1997-95	All.	B	1,2,3	K153 ^B	K153HD
1994-90	W/ 2 Joint Shaft- 4 Cyl.- W/ Staked-In Type Joints ⁶	A	1,2	430-12	
	W/ 2 Joint Shaft- Exc. 4 Cyl.	A	1,2	K153 ^B	K153HD
	W/ 3 Joint Shaft- 4 Cyl.- W/ Staked-In Type Joints ⁶	B	1,2,3	430-12	
Year Listing Continues					

⁽⁵⁾ Limited information- Call sales at 800-728-7237 for availability
⁶ See "Staked-In Replacement Joints" in the Reference Material
^B With grease fitting in end of cup use K153-1

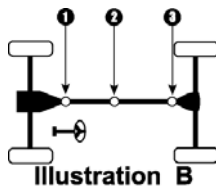
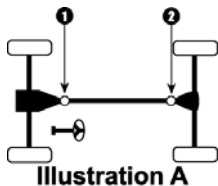


Year/ Model	Make	III.	Location	Standard U-Joint	Heavy Duty U-Joint
NISSAN (cont.)					
PICK UP (cont.)					
1994-90	W/ 3 Joint Shaft- Exc. 4 Cyl.	B	1,2,3	K153 ^B	K153HD
	- Clamp Kit K27018 Fits K153 at Support Bearing				
1989-86	W/ 2 Joint Shaft- W/ Inside Lock Rings & .985" OD Bearing- Exc. D21.	A	1,2	K1501	
	W/ 2 Joint Shaft- W/ Inside Lock Rings & 1.103" OD Bearing- Exc. D21.	A	1,2	K1505	
	W/ 2 Joint Shaft- W/ Outside Lock Rings- Exc. D21.	A	1,2	K153 ^B	K153HD
	W/ 2 Joint Shaft- W/ Staked-In Type Joints- D21 ⁶	A	1,2	430-10	
	W/ 3 Joint Shaft- W/ Inside Lock Rings & .985" OD Bearing- Exc. D21.	B	1,2,3	K1501	
	W/ 3 Joint Shaft- W/ Inside Lock Rings & 1.103" OD Bearing- Exc. D21.	B	1,2,3	K1505	
	W/ 3 Joint Shaft- W/ Outside Lock Rings- Exc. D21.	B	1,2,3	K153 ^B	K153HD
	W/ 3 Joint Shaft- W/ Staked-In Type Joints- D21 ⁶	B	1,2,3	430-10	
	- Clamp Kit K27018 Fits K153 at Support Bearing				
1985-69	Thru 10/85- W/ 2 Joint Shaft.	A	1,2	K1501	
	Thru 10/85- W/ 3 Joint Shaft.	B	1,2,3	K1501	
TITAN					
2005-04	All.			N/A ⁽⁵⁾	
XTERRA					
2005	All.			N/A ⁽⁵⁾	
2004-00	4 Cyl.			N/A ⁽⁵⁾	
	6 Cyl.			N/A ⁽⁵⁾	

⁽⁵⁾ Limited information- Call sales at 800-728-7237 for availability

⁶ See "Staked-In Replacement Joints" in the Reference Material

^B With grease fitting in end of cup use K153-1



Year/ Model	Make	III.	Location	Standard U-Joint	Heavy Duty U-Joint
----------------	------	------	----------	---------------------	-----------------------

OLDSMOBILE

BRAVADA					
2004-02	All.....	A	1,2	K3147 ^E	K3147HD
<i>- Clamp Kit K27048 Fits K3147</i>					

PLYMOUTH

ARROW (PICK UP)					
1983-79	W/ 2000cc Eng.....	A	1,2	K1503	
	W/ 2300cc or 2600cc Eng.....	A	1,2	K1516	
TRAIL DUSTER					
1988-82	All.....	A	1,2	K1306 ^A	K1306HD
<i>- Clamp Kit K27038 Fits K1306</i>					
1981-75	W/ 2.125" Yokes [•]	A	1,2	K1306 ^A	K1306HD
	W/ 2.625" Yokes [•]	A	1,2	K1309	K1309HD
<i>- Clamp Kit K27038 Fits K1306</i>					
TRUCKS and VANS (1/2, 3/4 and 1 TON)					
1984-70	W/ 2 Joint Shaft & 2.125" Yokes [•]	A	1,2	K1306 ^A	K1306HD
	W/ 2 Joint Shaft & 2.625" Yokes [•]	A	1,2	K1309	K1309HD
	W/ 3 Joint Shaft & 2.125" Yokes [•]	B	1,2	K1306 ^A	K1306HD
	W/ 3 Joint Shaft & 2.625" Yokes [•]	B	1,2	K1309	K1309HD
<i>- Clamp Kit K27038 Fits K1306</i>					

SUZUKI

GRAND VITARA					
2004	AT.....			N/A ⁽⁵⁾	
	MT.....	A	1,2	K0408	
2003-99	AT.....	A	1,2	K1503	
	MT.....	A	1,2	K0408	
GRAND VITARA XL-7					
2004	AT.....			N/A ⁽⁵⁾	
Year Listing Continues					

⁽⁵⁾ Limited information- Call sales at 800-728-7237 for availability

^A With grease fitting in end of cup use K1306-1

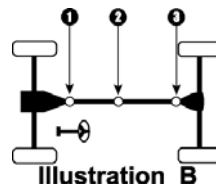
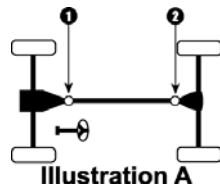
^E With grease fitting in end of cup use K3147-1

[•] Measure Inside Yoke

● Measure Inside Yoke



■ Measure Outside Yoke



2 WHEEL DRIVE TRUCKS

Year/ Model	Make	III.	Location	Standard U-Joint	Heavy Duty U-Joint
SUZUKI (cont.)					
GRAND VITARA XL-7 (cont.)					
2004	MT.....			N/A ⁽⁵⁾	
2003-01	AT.....			N/A ⁽⁵⁾	
	MT.....			N/A ⁽⁵⁾	
SIDEKICK					
1998-89	All.....	A	1,2	K1503	
VITARA					
2004	AT.....			N/A ⁽⁵⁾	
	MT.....	A	1,2	K0408	
2003-99	All.....	A	1,2	K1503	
X-90					
1998-96	All.....	A	1,2	K1503	
XL-7					
2003-02	AT.....			N/A ⁽⁵⁾	
	MT.....			N/A ⁽⁵⁾	
TOYOTA					
4 RUNNER					
2005-03	All.....			N/A ⁽⁵⁾	
2002-90	All.....	A	1,2	K1510	
HILUX					
1996-91	W/ Staked-In Type Joints ⁶	A	1,2	430-10	
LITE ACE					
1996-91	W/ Staked-In Type Joints ⁶	A	1,2	430-10	
PICK UP - (EXC. TACOMA, TUNDRA & T100)					
1995-92	W/ 2 Joint Shaft- W/ Inside Lock Rings.....	A	1,2	K1510	
Year Listing Continues					

⁽⁵⁾ Limited information- Call sales at 800-728-7237 for availability

⁶ See "Staked-In Replacement Joints" in the Reference Material

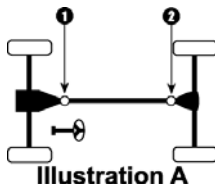


Illustration A

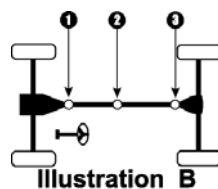
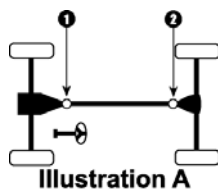
Year/ Model	Make	III.	Location	Standard U-Joint	Heavy Duty U-Joint
TOYOTA (cont.)					
PICK UP - (EXC. TACOMA, TUNDRA & T100)					
(cont.)					
1995-92	W/ 2 Joint Shaft- W/ Outside Lock Rings.	A	1,2	K153 ^B	K153HD
	W/ 3 Joint Shaft.	B	1,2,3	K1510	
1991-89	W/ 2 Joint Shaft.	A	1,2	K1510	K153HD
	W/ 3 Joint Shaft.	B	1,2,3	K1510	
1988-84	W/ 2 Joint Shaft- 4 Cyl. W/ 4 Spd. MT.	A	1,2	K1508	K153HD
	W/ 2 Joint Shaft- 4 Cyl. W/ 5 Spd. MT or AT.	A	1,2	K1510	
	W/ 2 Joint Shaft- V-6.	A	1,2	K1510	
	W/ 3 Joint Shaft- 4 Cyl. W/ 4 Spd. MT.	B	1,2,3	K1508	
	W/ 3 Joint Shaft- 4 Cyl. W/ 5 Spd. MT or AT.	B	1,2,3	K1510	
	W/ 3 Joint Shaft- V-6.	B	1,2,3	K1510	
	W/ 3 Joint Shaft- V-6.	B	1,2,3	K1510	
1983-79	W/ 2 Joint Shaft- 1/2 Ton.	A	1,2	K1510	K153HD
	W/ 2 Joint Shaft- Exc. 1/2 Ton.	A	1,2	K1508	
	W/ 3 Joint Shaft- 1/2 Ton.	B	1,2,3	K1510	
	W/ 3 Joint Shaft- Exc. 1/2 Ton.	B	1,2,3	K1508	
1978-67	W/ 2 Joint Shaft.	A	1,2	K1508	K153HD
	W/ 3 Joint Shaft- Exc. Stout 1000, 1750 & 2000.	B	1,2,3	K1508	
	W/ 3 Joint Shaft- Stout 1750 & 2000.	B	1,2,3	K1511	
PREVIA					
1997-96	W/ Staked-In Type Joints ⁶	A	1,2	430-10	K153HD
	W/ Std. U-Joints.	A	1,2	K1510	
1995-91	W/ Staked-In Type Joints ⁶	A	1,2	430-10	K153HD
	W/ Std. U-Joints- Exc. Supercharged Engine.	A	1,2	K1510	
	W/ Std. U-Joints- W/ Supercharged Engine.			N/A ⁽⁵⁾	
SEQUOIA					
2005	All.			N/A ⁽⁵⁾	K153HD
2004-01	All.	A	1,2	K153 ^B	

2 WHEEL DRIVE TRUCKS

⁽⁵⁾ Limited information- Call sales at 800-728-7237 for availability

⁶ See "Staked-In Replacement Joints" in the Reference Material

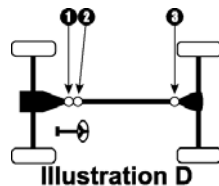
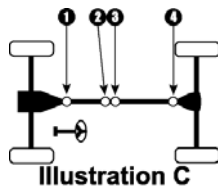
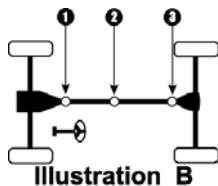
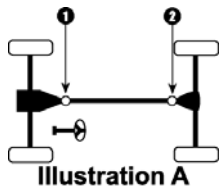
^B With grease fitting in end of cup use K153-1



Year/ Model	Make	III.	Location	Standard U-Joint	Heavy Duty U-Joint
TOYOTA (cont.)					
TACOMA					
2005	All.			N/A ⁽⁵⁾	
2004-01	Double Cab.	C	1,4 2,3	K1510 K2540	
	PreRunner.	C	1,4 2,3	K1510 K2540	
	Reg. Cab- W/ Inside Lock Rings at Slip Yoke.	D	1,2 3	K2540 K1510	
	Reg. Cab- W/ Outside Lock Rings at Slip Yoke.	D	1,2 3	K2540 N/A ⁽⁵⁾	
2000-99	Xtra Cab.	B	1,2,3	K1510	
	PreRunner.	C	1,4 2,3	K1510 K2540	
	Reg. Cab- 2.4L- W/ Outside Lock Rings.	A	1,2	K153 ^B	K153HD
	Reg. Cab- 2.7L.	D	1,2 3	K2540 K1510	
	Reg. Cab- W/ Inside Lock Rings.	A	1,2	K1510	
	Xtra Cab.	B	1,2,3	K1510	
1998	PreRunner.	C	1,4 2,3	K1510 K2540	
	Reg. Cab- W/ Inside Lock Rings.	A	1,2	K1510	
	Reg. Cab- W/ Outside Lock Rings.	A	1,2	K153 ^B	K153HD
	Xtra Cab.	B	1,2,3	K1510	
1997-95	Reg. Cab- W/ Inside Lock Rings.	A	1,2	K1510	
	Reg. Cab- W/ Outside Lock Rings.	A	1,2	K153 ^B	K153HD
	Xtra Cab.	B	1,2,3	K1510	
TUNDRA					
2005	All.			N/A ⁽⁵⁾	
2004	8 Cyl. W/ Double Cab.			N/A ⁽⁵⁾	
	Exc. 8 Cyl. W/ Double Cab.	B	1,2,3	K153	K153HD
Year Listing Continues					

⁽⁵⁾ Limited information- Call sales at 800-728-7237 for availability

^B With grease fitting in end of cup use K153-1



Year/ Model	Make	Ill.	Location	Standard U-Joint	Heavy Duty U-Joint
----------------	------	------	----------	---------------------	-----------------------

TOYOTA (cont.)

TUNDRA (cont.)					
2003-00	All.	B	1,2,3	K153	K153HD
T100					
1998-93	W/ Inside Lock Rings.	B	1,2,3	K1510	K153HD
	W/ Outside Lock Rings.	B	1,2,3	K153 ^B	
TARAGO					
1996-91	W/ Staked-In Type Joints ⁶	A	1,2	430-10	
VAN					
1990-86	W/ Staked-In Type Joints ⁶	A	1,2	430-10	
1985-84	All.	A	1,2	K1502	

U.S. POSTAL SERVICE TRK

LLV BY GM					
1996-87	All.	A	1,2	K3147 ^E	K3147HD
	<i>- Clamp Kit K27048 Fits K3147</i>				

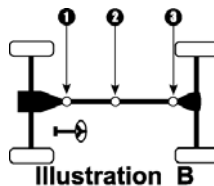
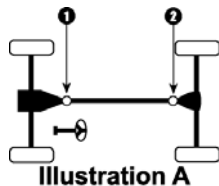
VOLVO

F6, FE6 and FT6					
1990-80	2 Joint Shaft- 1.375" OD Bearing- (1480 Series).	A	1,2	K188	
	2 Joint Shaft- 1.875" OD Bearing- (1600 Series / 2 Bolt Plate Type).	A	1,2	K279	
	3 Joint Shaft- 1.375" OD Bearing- (1480 Series).	B	1,2,3	K188	
	3 Joint Shaft- 1.875" OD Bearing- (1600 Series / 2 Bolt Plate Type).	B	1,2,3	K279	

⁶ See "Staked-In Replacement Joints" in the Reference Material

^B With grease fitting in end of cup use K153-1

^E With grease fitting in end of cup use K3147-1



2 WHEEL DRIVE TRUCKS

Notes:

Year/ Model	Make	III.	Location	Standard U-Joint	Heavy Duty U-Joint
ACURA					
SLX					
1999-98	Front Shaft- AT.....	L	1,3	K1515	
	Rear Shaft- AT.....	L	4,6	K0411	
1997-96	Front Shaft- AT.....	U	1,3	K1515	
	Rear Shaft- AT.....	U	4,5,6	K1515	
BUICK					
RAINIER					
2005-04	Front Shaft- Front Joint Uses High Speed Boot ⁹	L	1 3	429-80A ^D K350	
	Rear Shaft.....	H	4,6	K3147 ^E	K3147HD
	<i>- Boot Kit Use 429-21 (Front Shaft)</i> <i>- Clamp Kit K27048 Fits K3147</i>				
TERRAZA					
2005	All Wheel Drive.....			N/A ⁽⁵⁾	
CADILLAC					
ESCALADE					
2005-99	Front Shaft.....	L	1,3	K3147 ^E	K3147HD
	Rear Shaft.....	L	4,6	K3147 ^E	K3147HD
	<i>- Clamp Kit K27048 Fits K3147</i>				
SRX					
2005-04	Front Shaft.....			N/A ⁽⁵⁾	
	Rear Shaft.....			N/A ⁽⁵⁾	
CHEVROLET					

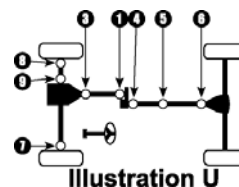
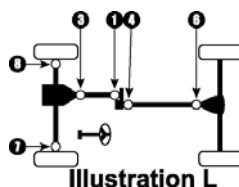
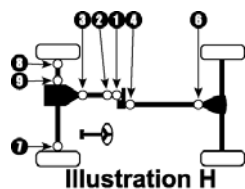
4 WHEEL DRIVE TRUCKS

⁽⁵⁾ Limited information- Call sales at 800-728-7237 for availability

⁹ See "High Speed Boot Kits" in the Reference Materials

^D See "C.V. Joint Information" in the Reference Materials

^E With grease fitting in end of cup use K3147-1



Year/ Model	Make	III.	Location	Standard U-Joint	Heavy Duty U-Joint
CHEVROLET (cont.)					
ASTRO VAN					
2005-04	Front Shaft- Front Joint Uses High Speed Boot ⁹	L	1	K350	
			3	429-80A ^D	
	Rear Shaft.			N/A ⁽⁵⁾	
	- Boot Kit Use 429-21 (Front Shaft)				
2003	Front Shaft- Front Joint Uses High Speed Boot ⁹	L	1	K350	
			3	429-80A ^D	
	Rear Shaft- W/ Tag on shaft CBN.	L	4	K3147 ^E	K3147HD
			6	K178	K178HD
	Rear Shaft- W/ Tag on shaft NB9.			N/A ⁽⁵⁾	
	- Boot Kit Use 429-21 (Front Shaft)				
	- Clamp Kit K37028 Fits K178				
2002-99	Front Shaft- Front Joint Uses High Speed Boot ⁹	L	1	K350	
			3	429-80A ^D	
	Rear Shaft.	L	4	K3147 ^E	K3147HD
			6	K178	K178HD
	- Boot Kit Use 429-21 (Front Shaft)				
	- Clamp Kit K37028 Fits K178				
1998-92	Front Shaft- Front Joint Uses High Speed Boot ⁹	G	1,2	K153 ^B	K153HD
			3	421-80 ^D	
	Rear Shaft.	G	4	K3147 ^E	K3147HD
			6	K178	K178HD
	- Boot Kit Use 421-21 (Front Shaft)				
	- Centering Yoke Use R2-21-1543 (Front Shaft- Non-Greaseable)				
	- Clamp Kit K37028 Fits K178				
1991-90	Front Shaft- Uses High Speed Boots ⁹	L	1	419-80A ^D	
			3	419-80B ^D	
	Rear Shaft.	L	4	K3147 ^E	K3147HD
			6	K178	K178HD
	- Boot Kit Use 419-21 (Front Shaft)				
	- Clamp Kit K37028 Fits K178				

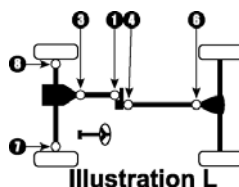
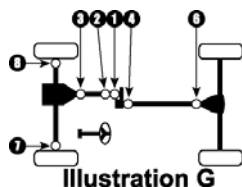
⁽⁵⁾ Limited information- Call sales at 800-728-7237 for availability

⁹ See "High Speed Boot Kits" in the Reference Materials

^B With grease fitting in end of cup use K153-1

^D See "C.V. Joint Information" in the Reference Materials

^E With grease fitting in end of cup use K3147-1



Year/ Model	Make	III.	Location	Standard U-Joint	Heavy Duty U-Joint
CHEVROLET (cont.)					
AVALANCHE 1500					
2005-02	Front Shaft.	L	1,3	K3147 ^E	K3147HD
	Rear Shaft.	L	4,6	K3147 ^E	K3147HD
	<i>- Clamp Kit K27048 Fits K3147</i>				
AVALANCHE 2500					
2005-02	Front Shaft.	L	1,3	K3147 ^E	K3147HD
	Rear Shaft.	L	4,6	K160A ²	
	<i>- Clamp Kit K27048 Fits K3147</i>				
	<i>- Clamp Kit K37018 Fits K160A</i>				
BLAZER (Full Size)					
1994-92	Front Shaft- Exc. Turbo Diesel.	L	1,3	K3147 ^E	K3147HD
	Front Shaft- W/ Turbo Diesel.	L	1	K1203 ^F	K1203HD
			3	K212	
	Rear Shaft.	L	4,6	K3147 ^E	K3147HD
	<i>- Clamp Kit K27048 Fits K3147</i>				
	<i>- Clamp Kit K27048 Fits K212</i>				
1991-82	Front Shaft.	T	1,2	K3147 ^E	K3147HD
			3	K153 ^B	K153HD
	Rear Shaft- Exc. 4 Spd. MT.	T	4,6	K3147 ^E	K3147HD
	Rear Shaft- W/ 4 Spd. MT.	T	4,6	K178	K178HD
	Wheel Joints.	T	7,8	K297 ^H	K297HD
	<i>- Ball Seat Kit Use 403-0 (Front Shaft)</i>				
	<i>- Clamp Kit K27028 Fits K153</i>				
	<i>- Clamp Kit K27048 Fits K3147</i>				
	<i>- Clamp Kit K37018 Fits K178</i>				
1981-79	Front Shaft.	T	1,2	K3147 ^E	K3147HD
			3	K153 ^B	K153HD
	Rear Shaft.	T	4,6	K153 ^B	K153HD
	Wheel Joints.	T	7,8	K297 ^H	K297HD
	<i>- Ball Seat Kit Use 403-0 (Front Shaft)</i>				
	<i>- Clamp Kit K27028 Fits K153</i>				
Year Listing Continues					

4 WHEEL DRIVE TRUCKS

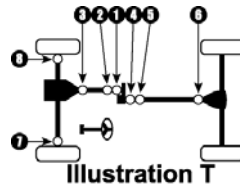
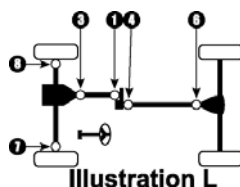
² See "Aluminum Joints" in the Reference Materials

^B With grease fitting in end of cup use K153-1

^E With grease fitting in end of cup use K3147-1

^F With grease fitting in end of cup use K1203-1

^H With grease fitting in end of cup use K297HD-1



Year/ Model	Make	Ill.	Location	Standard U-Joint	Heavy Duty U-Joint
----------------	------	------	----------	---------------------	-----------------------

CHEVROLET (cont.)

BLAZER (Full Size) (cont.)

1978	Front Shaft- W/ Inside Lock Rings at CV.	T	1,2	K3147 ^E	K3147HD
			3	K153 ^B	K153HD
	Front Shaft- W/ Outside Lock Rings at CV.	T	1,2	K153 ^B	K153HD
			3	K153 ^B	K153HD
	Rear Shaft.	T	4,6	K153 ^B	K153HD
	Wheel Joints.	T	7,8	K297 ^H	K297HD
	<ul style="list-style-type: none"> - Ball Seat Kit Use 403-0 (Front Shaft) - Clamp Kit K27028 Fits K153 - Centering Yoke Use R2-21-1355 (Front Shaft) 				
1977-72	Front Shaft.	T	1,2	K153 ^B	K153HD
			3	K153 ^B	K153HD
	Rear Shaft.	T	4,6	K153 ^B	K153HD
	Wheel Joints.	T	7,8	K297 ^H	K297HD
	<ul style="list-style-type: none"> - Centering Yoke Use R2-21-1355 (Front Shaft) - Clamp Kit K27028 Fits K153 				
1971-69	Front Shaft.	T	1,2	K278	K153HD
			3	K153 ^B	K153HD
	Rear Shaft.	T	4,6	K153 ^B	K153HD
	Wheel Joints.	T	7,8	K260 ^G	K260HD
	<ul style="list-style-type: none"> - Centering Yoke Use R2-21-1355 (Front Shaft) - U Bolt Kit K29428 Fits K153 				

BLAZER S-10 (Compact)

2005-98	Front Shaft- Electronic 2 spd T.C.- Rear Joint of Shaft	L	1	429-80 ^D	
	Uses High Speed Boot ⁹		3	K350	
	Front Shaft- Push Button 2 spd T.C.- Rear Joint of	L	1	429-80A ^D	
	Shaft Uses High Speed Boot ⁹		3	K350	
	Rear Shaft- Exc. ZR2 Option.	L	4,6	K3147 ^E	K3147HD
Year Listing Continues					

⁹ See "High Speed Boot Kits" in the Reference Materials

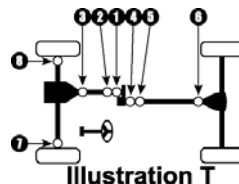
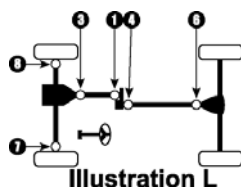
^B With grease fitting in end of cup use K153-1

^D See "C.V. Joint Information" in the Reference Materials

^E With grease fitting in end of cup use K3147-1

^G With grease fitting in end of cup use K260HD-1

^H With grease fitting in end of cup use K297HD-1



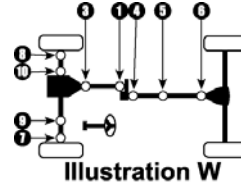
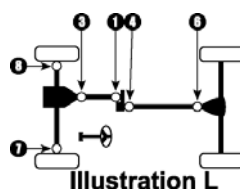
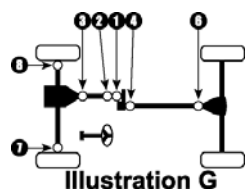
Year/ Model	Make	III.	Location	Standard U-Joint	Heavy Duty U-Joint
----------------	------	------	----------	---------------------	-----------------------

CHEVROLET (cont.)

BLAZER S-10 (Compact) (cont.)					
2005-98	Rear Shaft- W/ ZR2 Option.	L	4,6	K178	K178HD
	<ul style="list-style-type: none"> - Boot Kit Use 429-21 (Front Shaft) - Clamp Kit K27028 Fits K350 - Clamp Kit K27048 Fits K3147 - Clamp Kit K37018 Fits K178 				
1997-95	Front Shaft- 4 X 4- Rear Joint of Shaft Uses High Speed Boot ⁹	L	1 3	429-80 ^D K350	
	Front Shaft- AWD- Front Joint of Shaft Uses High Speed Boot ⁹	G	1,2 3	K3147 ^E 421-80 ^D	K3147HD
	Rear Shaft- Exc. ZR2 Option.	L	4,6	K3147 ^E	K3147HD
	Rear Shaft- W/ ZR2 Option.	L	4,6	K178	K178HD
	<ul style="list-style-type: none"> - Boot Kit Use 429-21 (4x4 Models) - Clamp Kit K27028 Fits K350 - Boot Kit Use 421-21 (AWD Models) - Ball Seat Kit Use 403-0 (AWD Blazer - Front Shaft) - Clamp Kit K27048 Fits K3147 - Clamp Kit K37018 Fits K178 				
1994-88	Front Shaft- W/ Press On Slip Yoke Seal.	L	1 3	K153 ^B K529	K153HD
	Front Shaft- W/ Screw On Slip Yoke Seal.	L	1,3	K350	
	Rear Shaft.	L	4,6	K3147 ^E	K3147HD
	<ul style="list-style-type: none"> - Clamp Kit K27028 Fits K529 - Clamp Kit K27028 Fits K350 - Clamp Kit K27048 Fits K3147 				
1987-83	Front Shaft.	W	1,3	K350	
	Rear Shaft.	W	4,6	K3147 ^E	K3147HD
	<ul style="list-style-type: none"> - Clamp Kit K27028 Fits K350 - Clamp Kit K27048 Fits K3147 				
COLORADO					
2005-04	Front Shaft.			N/A ⁽⁵⁾	
	Rear Shaft- Extended Cab & Crew Cab.			N/A ⁽⁵⁾	
	Rear Shaft- Regular Cab.			N/A ⁽⁵⁾	

4 WHEEL DRIVE TRUCKS

⁽⁵⁾ Limited information- Call sales at 800-728-7237 for availability
⁹ See "High Speed Boot Kits" in the Reference Materials
^B With grease fitting in end of cup use K153-1
^D See "C.V. Joint Information" in the Reference Materials
^E With grease fitting in end of cup use K3147-1



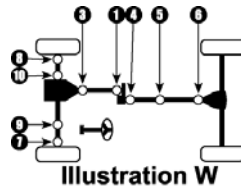
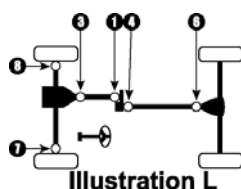
Year/ Model	Make	III.	Location	Standard U-Joint	Heavy Duty U-Joint
CHEVROLET (cont.)					
EXPRESS CARGO VAN					
2004-03	Front Shaft.			N/A ⁽⁵⁾	
	Rear Shaft.			N/A ⁽⁵⁾	
LUV					
1983-79	W/ Long Bed.	W	1,3 4,5,6	K1515 K111	
	W/ Short Bed.	L	1,3 4,6	K1515 K111	
S-10 PICK UP					
2004	Front Shaft- Electronic 2 Spd T.C.- Rear Joint of Shaft Uses High Speed Boot ⁹	L	1 3	429-80 ^D K350	
	Front Shaft- Push Button 2 Spd. T.C.- Rear Joint of Shaft Uses High Speed Boot ⁹	L	1 3	429-80A ^D K350	
	Rear Shaft.	W	4,5,6	K3147 ^E	K3147HD
	<ul style="list-style-type: none"> - Boot Kit Use 429-21 (Front Shaft) - Clamp Kit K27028 Fits K350 - Clamp Kit K27048 Fits K3147 				
2003-97	Front Shaft- Electronic 2 Spd T.C.- Rear Joint of Shaft Uses High Speed Boot ⁹	L	1 3	429-80 ^D K350	
	Front Shaft- Push Button 2 Spd. T.C.- Rear Joint of Shaft Uses High Speed Boot ⁹	L	1 3	429-80A ^D K350	
	Rear Shaft- Extended Cab.	W	4,5,6	K3147 ^E	K3147HD
	Rear Shaft- Regular Cab.	L	4,6	K3147 ^E	K3147HD
	<ul style="list-style-type: none"> - Boot Kit Use 429-21 (Front Shaft) - Clamp Kit K27028 Fits K350 - Clamp Kit K27048 Fits K3147 				
1996-95	Front Shaft- Rear Joint of Shaft Uses High Speed Boot ⁹ .	L	1 3	429-80 ^D K350	
Year Listing Continues					

⁽⁵⁾ Limited information- Call sales at 800-728-7237 for availability

⁹ See "High Speed Boot Kits" in the Reference Materials

^D See "C.V. Joint Information" in the Reference Materials

^E With grease fitting in end of cup use K3147-1



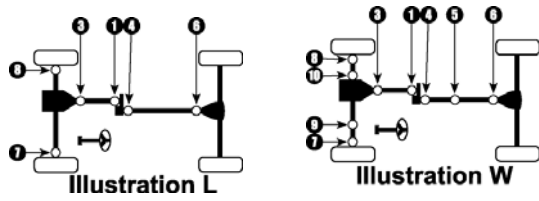
Year/ Model	Make	III.	Location	Standard U-Joint	Heavy Duty U-Joint
----------------	------	------	----------	---------------------	-----------------------

CHEVROLET (cont.)

S-10 PICK UP (cont.)					
1996-95	Rear Shaft- Extended Cab- Exc. ZR2 Pkg.....	W	4,5,6	K3147 ^E	K3147HD
	Rear Shaft- Regular Cab- Exc. ZR2 Pkg.....	L	4,6	K3147 ^E	K3147HD
	Rear Shaft- W/ ZR2 Pkg.....	L	4 6	K521A ² K541A ²	
	- Boot Kit Use 429-21 (Front Shaft)				
	- Clamp Kit K27028 Fits K350				
	- Clamp Kit K27048 Fits K3147				
	- Clamp Kit K27048 Fits K541A				
1994	Front Shaft- Rear Joint of Shaft Uses High Speed Boot ⁹ .	L	1 3	429-80 ^D K350	
	Rear Shaft- Extended Cab.....	W	4,5,6	K3147 ^E	K3147HD
	Rear Shaft- Regular Cab.....	L	4,6	K3147 ^E	K3147HD
	- Boot Kit Use 429-21 (Front Shaft)				
	- Clamp Kit K27028 Fits K350				
	- Clamp Kit K27048 Fits K3147				
1993-88	Front Shaft- W/ Press-on Slip Yoke Seal.....	W	1 3	K153 ^B K529	K153HD
	Front Shaft- W/ Screw-on Slip Yoke Seal.....	W	1,3	K350	
	Rear Shaft- Extended Cab & Maxicab Pick Up.....	W	4,5,6	K3147 ^E	K3147HD
	Rear Shaft- Regular Cab Pick Up.....	W	4,6	K3147 ^E	K3147HD
	- Clamp Kit K27028 Fits K529				
	- Clamp Kit K27028 Fits K350				
	- Clamp Kit K27048 Fits K3147				
1987-83	Front Shaft.....	W	1,3	K350	
	Rear Shaft- Long Bed & Maxicab.....	W	4,5,6	K3147 ^E	K3147HD
	Rear Shaft- Short Bed.....	W	4,6	K3147 ^E	K3147HD
	- Clamp Kit K27028 Fits K350				
	- Clamp Kit K27048 Fits K3147				
TAHOE					
2005-97	Front Shaft.....	L	1,3	K3147 ^E	K3147HD
	Rear Shaft.....	L	4,6	K3147 ^E	K3147HD
	- Clamp Kit K27048 Fits K3147				
Year Listing Continues					

4 WHEEL DRIVE TRUCKS

² See "Aluminum Joints" in the Reference Materials
⁹ See "High Speed Boot Kits" in the Reference Materials
^B With grease fitting in end of cup use K153-1
^D See "C.V. Joint Information" in the Reference Materials
^E With grease fitting in end of cup use K3147-1



Year/ Model	Make		III. Location	Standard U-Joint	Heavy Duty U-Joint
CHEVROLET (cont.)					
TAHOE (cont.)					
1996-95	Front Shaft- Exc. Turbo Diesel.	L	1,3	K3147 ^E	K3147HD
	Front Shaft- W/ Turbo Diesel.	L	1	K1203 ^F	K1203HD
			3	K212	
	Rear Shaft.	L	4,6	K3147 ^E	K3147HD
	- Clamp Kit K27048 Fits K3147				
	- Clamp Kit K27048 Fits K212				
TRACKER					
2004-98	Front Shaft.	L	1,3	K1503	
	Rear Shaft.	L	1,3	K1503	
1997-89	(SEE GEO).				
TRAILBLAZER					
2005-02	Front Shaft- Rear Joint of Shaft Uses High Speed Boot ⁹	L	1	429-80A ^D	
			3	K350	
	Rear Shaft.	L	4,6	K3147 ^E	K3147HD
	- Boot Kit Use 429-21 (Front Shaft)				
	- Clamp Kit K27048 Fits K3147				
UPLANDER					
2005	All Wheel Drive.			N/A ⁽⁵⁾	
VAN 1500					
2005-03	All.			N/A ⁽⁵⁾	
VAN 2500					
2005-03	All.			N/A ⁽⁵⁾	
VENTURE					
2005-02	Front Shaft.			N/A ⁽⁵⁾	
	Rear Shaft.			N/A ⁽⁵⁾	

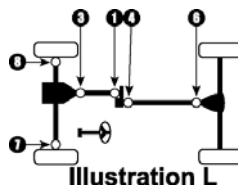
⁽⁵⁾ Limited information- Call sales at 800-728-7237 for availability

⁹ See "High Speed Boot Kits" in the Reference Materials

^D See "C.V. Joint Information" in the Reference Materials

^E With grease fitting in end of cup use K3147-1

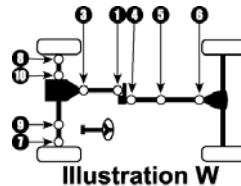
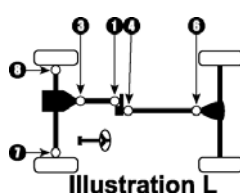
^F With grease fitting in end of cup use K1203-1



Year/ Model	Make	III.	Location	Standard U-Joint	Heavy Duty U-Joint
CHEVROLET (cont.)					
1/2 TON PICK UP and SUBURBAN					
2005-01	Pickup- Crew Cab- Front Shaft.	L	1,3	K3147 ^E	K3147HD
	Pickup- Crew Cab- Rear Shaft.	L	4,6	K447A ²	
	Pickup- Extended Cab- Front Shaft.	L	1,3	K3147 ^E	K3147HD
	Pickup- Extended Cab- Rear Shaft- Long Bed.	W	4,5	K521A ²	
			6	K541A ²	
	Pickup- Extended Cab- Rear Shaft- Short Bed- Exc. Quadrasteer.	L	4	K521A ²	
			6	K541A ²	
	Pickup- Extended Cab- Rear Shaft- Short Bed- W/ Quadrasteer.	L	4,6	K447A ²	
	Pickup- Regular Cab- Front Shaft.	L	1,3	K3147 ^E	K3147HD
	Pickup- Regular Cab- Rear Shaft.	L	4,6	K3147 ^E	K3147HD
	Suburban- Front Shaft.	L	1,3	K3147 ^E	K3147HD
	Suburban- Rear Shaft.	L	4,6	K3147 ^E	K3147HD
		- Clamp Kit K27048 Fits K3147 - Clamp Kit K37018 Fits K447A - Clamp Kit K27048 Fits K541A			
2000-99	Pickup- Extended Cab- Front Shaft.	L	1,3	K3147 ^E	K3147HD
	Pickup- Extended Cab- Rear Shaft- Long Bed.	W	4,5	K521A ²	
			6	K541A ²	
	Pickup- Extended Cab- Rear Shaft- Short Bed.	L	4	K521A ²	
			6	K541A ²	
	Pickup- Regular Cab- Front Shaft.	L	1,3	K3147 ^E	K3147HD
	Pickup- Regular Cab- Rear Shaft.	L	4,6	K3147 ^E	K3147HD
	Suburban- Front Shaft.	L	1,3	K3147 ^E	K3147HD
	Suburban- Rear Shaft- W/ Inside Lock Rings.	L	4,6	K3147 ^E	K3147HD
	Suburban- Rear Shaft- W/ Outside Lock Rings.	L	4,6	K178	K178HD
	- Clamp Kit K27048 Fits K3147 - Clamp Kit K27048 Fits K541A - Clamp Kit K37018 Fits K178				
1998-97	Pickup- Extended Cab- Front Shaft.	L	1,3	K3147 ^E	K3147HD

Year Listing Continues

² See "Aluminum Joints" in the Reference Materials
^E With grease fitting in end of cup use K3147-1



Year/ Model	Make	III.	Location	Standard U-Joint	Heavy Duty U-Joint
----------------	------	------	----------	---------------------	-----------------------

CHEVROLET (cont.)

1/2 TON PICK UP and SUBURBAN (cont.)

1998-97	Pickup- Extended Cab- Rear Shaft- Long Bed- Exc.	W	4,5	K521A ²	
	HD Chassis.		6	K541A ²	
	Pickup- Extended Cab- Rear Shaft- Long Bed- W/ HD Chassis.	L	4,6	K447A ²	
	Pickup- Extended Cab- Rear Shaft- Short Bed- Exc.	L	4	K521A ²	
	Turbo Diesel or HD Chassis.		6	K541A ²	
	Pickup- Extended Cab- Rear Shaft- Short Bed- W/ Turbo Diesel or HD Chassis.	L	4,6	K447A ²	
	Pickup- Regular Cab- Front Shaft.	L	1,3	K3147 ^E	K3147HD
	Pickup- Regular Cab- Rear Shaft.	L	4,6	K3147 ^E	K3147HD
	Suburban- Front Shaft.	L	1,3	K3147 ^E	K3147HD
	Suburban- Rear Shaft- W/ Inside Lock Rings.	L	4,6	K3147 ^E	K3147HD
Suburban- Rear Shaft- W/ Outside Lock Rings.	L	4,6	K178	K178HD	
	- Clamp Kit K27048 Fits K3147				
	- Clamp Kit K27048 Fits K541A				
	- Clamp Kit K37018 Fits K447A				
	- Clamp Kit K37018 Fits K178				
1996-95	Pickup- Extended Cab- Front Shaft- Exc. Turbo Diesel.	L	1,3	K3147 ^E	K3147HD
	Pickup- Extended Cab- Front Shaft- Turbo Diesel.	L	1	K1203 ^F	K1203HD
			3	K212	
	Pickup- Extended Cab- Rear Shaft- Long Bed- Exc.	W	4,5	K1203 ^F	K1203HD
	HD Chassis or MW3 5 Spd. MT ⁽²⁾		6	K212	
Pickup- Extended Cab- Rear Shaft- Long Bed- W/ HD Chassis or MW3 5 Spd. MT ⁽²⁾	W	4,5,6	K447A ²		

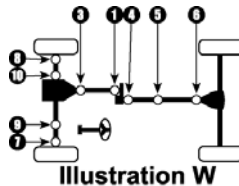
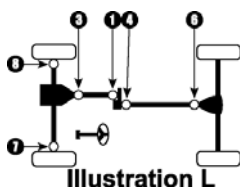
Year Listing Continues

⁽²⁾ Transmission Code is Found on the Service Label in the Glove Compartment

² See "Aluminum Joints" in the Reference Materials

^E With grease fitting in end of cup use K3147-1

^F With grease fitting in end of cup use K1203-1



Year/ Model	Make	III.	Location	Standard U-Joint	Heavy Duty U-Joint	
CHEVROLET (cont.)						
1/2 TON PICK UP and SUBURBAN (cont.)						
1996-95	Pickup- Extended Cab- Rear Shaft- Short Bed- Exc.	L	4	K521A ²		
	HD Chassis or MW3 5 Spd. MT ⁽²⁾		6	K541A ²		
	Pickup- Extended Cab- Rear Shaft- Short Bed- W/ HD Chassis or MW3 5 Spd. MT- Steel Shaft ⁽²⁾	L	4,6	K178 ²	K178HD	
	Pickup- Extended Cab- Rear Shaft- Short Bed- W/ HD Chassis or MW3 5 Spd. MT- Aluminum Shaft ⁽²⁾	L	4,6	K447A ²		
	Pickup- Regular Cab- Front Shaft- Exc. Turbo Diesel.	L	1,3	K3147 ^E	K3147HD	
	Pickup- Regular Cab- Front Shaft- Turbo Diesel.	L	1 3	K1203 ^F K212	K1203HD	
	Pickup- Regular Cab- Rear Shaft- W/ Inside Lock Rings.	L	4,6	K3147 ^E	K3147HD	
	Pickup- Regular Cab- Rear Shaft- W/ Outside Lock Rings- Aluminum Shaft.	L	4,6	K447A ²		
	Pickup- Regular Cab- Rear Shaft- W/ Outside Lock Rings- Steel Shaft.	L	4,6	K178 ²	K178HD	
	Suburban- Front Shaft- Exc. Turbo Diesel.	L	1,3	K3147 ^E	K3147HD	
	Suburban- Front Shaft- W/ Turbo Diesel.	L	1 3	K1203 ^F K212	K1203HD	
	Suburban- Rear Shaft- W/ AT.	L	4,6	K3147 ^E	K3147HD	
	Suburban- Rear Shaft- W/ MT.	L	4,6	K178	K178HD	
	<ul style="list-style-type: none"> - Clamp Kit K27048 Fits K3147 - Clamp Kit K27048 Fits K212 - Clamp Kit K37018 Fits K447A - Clamp Kit K27048 Fits K541A - Clamp Kit K37018 Fits K178 					
	1994	Pickup- Extended Cab- Front Shaft- Exc. Turbo Diesel.	L	1,3	K3147 ^E	K3147HD
		Pickup- Extended Cab- Front Shaft- Turbo Diesel.	L	1 3	K1203 ^F K212	K1203HD
Year Listing Continues						

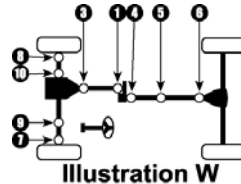
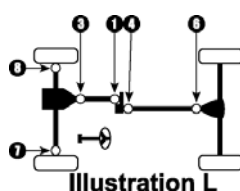
4 WHEEL DRIVE TRUCKS

⁽²⁾ Transmission Code is Found on the Service Label in the Glove Compartment

² See "Aluminum Joints" in the Reference Materials

^E With grease fitting in end of cup use K3147-1

^F With grease fitting in end of cup use K1203-1



Year/ Model	Make	III. Location	Standard U-Joint	Heavy Duty U-Joint
----------------	------	---------------	---------------------	-----------------------

CHEVROLET (cont.)

1/2 TON PICK UP and SUBURBAN (cont.)

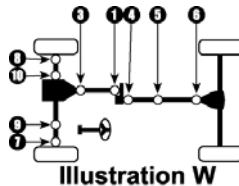
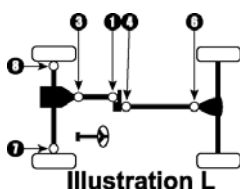
1994	Pickup- Extended Cab- Rear Shaft- Long Bed- Exc. HD Chassis or MT8 5 Spd. MT ⁽²⁾	W	4,5 6	K1203 ^F K212	K1203HD
	Pickup- Extended Cab- Rear Shaft- Long Bed- W/ HD Chassis or MT8 5 Spd. MT ⁽²⁾	W	4,5,6	K447A ²	
	Pickup- Extended Cab- Rear Shaft- Short Bed- Exc. HD Chassis or MT8 5 Spd. MT ⁽²⁾	L	4 6	K521A ² K541A ²	
	Pickup- Extended Cab- Rear Shaft- Short Bed- W/ HD Chassis or MT8 5 Spd. MT- Steel Shaft ⁽²⁾	L	4,6	K178 ²	K178HD
	Pickup- Extended Cab- Rear Shaft- Short Bed- W/ HD Chassis or MT8 5 Spd. MT- Aluminum Shaft ⁽²⁾	L	4,6	K447A ²	
	Pickup- Regular Cab- Front Shaft- Exc. Turbo Diesel.	L	1,3	K3147 ^E	K3147HD
	Pickup- Regular Cab- Front Shaft- Turbo Diesel.	L	1 3	K1203 ^F K212	K1203HD
	Pickup- Regular Cab- Rear Shaft- W/ Inside Lock Rings.	L	4,6	K3147 ^E	K3147HD
	Pickup- Regular Cab- Rear Shaft- W/ Outside Lock Rings- Aluminum Shaft.	L	4,6	K447A ²	
	Pickup- Regular Cab- Rear Shaft- W/ Outside Lock Rings- Steel Shaft.	L	4,6	K178 ²	K178HD
	Suburban- Front Shaft- Exc. Turbo Diesel.	L	1,3	K3147 ^E	K3147HD
	Year Listing Continues				

⁽²⁾ Transmission Code is Found on the Service Label in the Glove Compartment

² See "Aluminum Joints" in the Reference Materials

^E With grease fitting in end of cup use K3147-1

^F With grease fitting in end of cup use K1203-1



Year/ Model	Make	III.	Location	Standard U-Joint	Heavy Duty U-Joint
----------------	------	------	----------	---------------------	-----------------------

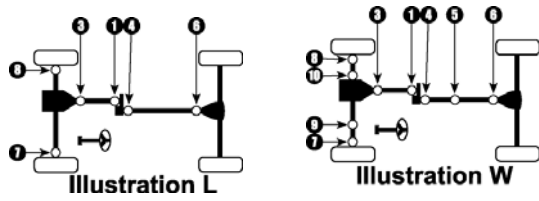
CHEVROLET (cont.)

1/2 TON PICK UP and SUBURBAN (cont.)

1994	Suburban- Front Shaft- W/ Turbo Diesel.	L	1	K1203 ^F	K1203HD
			3	K212	
	Suburban- Rear Shaft- W/ AT.	L	4,6	K3147 ^E	K3147HD
	Suburban- Rear Shaft- W/ MT.	L	4,6	K178	K178HD
<ul style="list-style-type: none"> - Clamp Kit K27048 Fits K3147 - Clamp Kit K27048 Fits K212 - Clamp Kit K37018 Fits K447A - Clamp Kit K27048 Fits K541A - Clamp Kit K37018 Fits K178 					
1993-92	Pickup- Extended Cab- Front Shaft.	L	1,3	K3147 ^E	K3147HD
	Pickup- Extended Cab- Rear Shaft- Long Bed- Exc. HD Chassis or MT8 5 Spd. MT ⁽²⁾	W	4,5 6	K1203 ^F K212	K1203HD
	Pickup- Extended Cab- Rear Shaft- Long Bed- W/ HD Chassis or MT8 5 Spd. MT ⁽²⁾	W	4,5,6	K447A ²	
	Pickup- Extended Cab- Rear Shaft- Short Bed- Exc. HD Chassis or MT8 5 Spd. MT ⁽²⁾	L	4 6	K521A ² K541A ²	
	Pickup- Extended Cab- Rear Shaft- Short Bed- W/ HD Chassis or MT8 5 Spd. MT- Aluminum Shaft ⁽²⁾	L	4,6	K447A ²	
	Pickup- Extended Cab- Rear Shaft- Short Bed- W/ HD Chassis or MT8 5 Spd. MT- Steel Shaft ⁽²⁾	L	4,6	K178 ²	K178HD
	Pickup- Regular Cab- Front Shaft.	L	1,3	K3147 ^E	K3147HD
	Pickup- Regular Cab- Rear Shaft- W/ Inside Lock Rings.	L	4,6	K3147 ^E	K3147HD
	Year Listing Continues				

4 WHEEL DRIVE TRUCKS

⁽²⁾ Transmission Code is Found on the Service Label in the Glove Compartment
² See "Aluminum Joints" in the Reference Materials
^E With grease fitting in end of cup use K3147-1
^F With grease fitting in end of cup use K1203-1



Year/ Model	Make	Ill.	Location	Standard U-Joint	Heavy Duty U-Joint
----------------	------	------	----------	---------------------	-----------------------

CHEVROLET (cont.)

1/2 TON PICK UP and SUBURBAN (cont.)

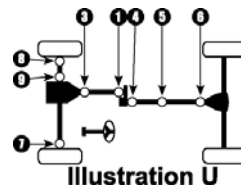
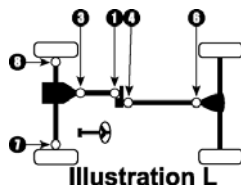
1993-92	Pickup- Regular Cab- Rear Shaft- W/ Outside Lock	L	4,6	K447A ²	
	Rings- Aluminum Shaft.				
	Pickup- Regular Cab- Rear Shaft- W/ Outside Lock	L	4,6	K178 ²	K178HD
	Rings- Steel Shaft.				
	Suburban- Front Shaft.	L	1,3	K3147 ^E	K3147HD
	Suburban- Rear Shaft.	L	4,6	K3147 ^E	K3147HD
	- Clamp Kit K27048 Fits K3147				
	- Clamp Kit K27048 Fits K212				
	- Clamp Kit K37018 Fits K447A				
	- Clamp Kit K27048 Fits K541A				
	- Clamp Kit K37018 Fits K178				
1991-88	Pick Up- Front Shaft- W/ AT.	U	1,3	K3147 ^E	K3147HD
	Pick Up- Front Shaft- W/ MT.	U	1	K1203 ^F	K1203HD
			3	K212	
	Pick Up- Rear Shaft- Extended Cab- Exc. M20 4	U	4,5	K1203 ^F	K1203HD
	Spd. MT.		6	K212	
	Pick Up- Rear Shaft- Extended Cab- W/ M20 4 Spd.	U	4,5,6	K447A	
	MT- W/ Aluminum Driveshaft ²				
	Pick Up- Rear Shaft- Extended Cab- W/ M20 4 Spd.	U	4,5,6	K178	K178HD
	MT- W/ Steel Driveshaft.				
	Pick Up- Rear Shaft- Regular Cab- Exc. M20 4 Spd.	U	4,6	K3147 ^E	K3147HD
MT.					
Pick Up- Rear Shaft- Regular Cab- W/ M20 4 Spd.	U	4,6	K447A		
MT- W/ Aluminum Driveshaft ²					

Year Listing Continues

² See "Aluminum Joints" in the Reference Materials

^E With grease fitting in end of cup use K3147-1

^F With grease fitting in end of cup use K1203-1



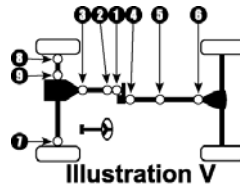
Year/ Model	Make	III.	Location	Standard U-Joint	Heavy Duty U-Joint
----------------	------	------	----------	---------------------	-----------------------

CHEVROLET (cont.)

1/2 TON PICK UP and SUBURBAN (cont.)					
1991-88	Pick Up- Rear Shaft- Regular Cab- W/ M20 4 Spd.	U	4,6	K178	K178HD
	MT- W/ Steel Driveshaft.				
	Suburban- Front Shaft.	V	1,2 3	K3147 ^E K153 ^B	K3147HD K153HD
	Suburban- Rear Shaft- Exc. 4 Spd. MT.	V	4,6	K3147 ^E	K3147HD
	Suburban- Rear Shaft- W/ 4 Spd. MT- W/ Aluminum Driveshaft ²	V	4,6	K447A	
	Suburban- Rear Shaft- W/ 4 Spd. MT- W/ Steel Driveshaft.	V	4,6	K178	K178HD
	Suburban- Wheel Joints.	V	7,8	K297 ^H	K297HD
	- Clamp Kit K27048 Fits K3147				
	- Clamp Kit K27048 Fits K212				
	- Clamp Kit K37018 Fits K447A				
- Clamp Kit K37018 Fits K178					
- Ball Seat Kit Use 403-0 (Front Shaft)					
- Clamp Kit K27028 Fits K153					
1987-82	Front Shaft.	V	1,2 3	K3147 ^E K153 ^B	K3147HD K153HD
	Rear Shaft- W/ Inside Lock Rings.	V	4,6	K3147 ^E	K3147HD
	Rear Shaft- W/ Outside Lock Rings.	V	4,6	K178	K178HD
	Wheel Joints.	V	7,8	K297 ^H	K297HD
	- Ball Seat Kit Use 403-0 (Front Shaft)				
- Clamp Kit K27028 Fits K153					
- Clamp Kit K27048 Fits K3147					
- Clamp Kit K37018 Fits K178					
1981-79	Front Shaft.	V	1,2 3	K3147 ^E K153 ^B	K3147HD K153HD
	Rear Shaft.	V	4,6	K153 ^B	K153HD
	Wheel Joints.	V	7,8	K297 ^H	K297HD
	- Ball Seat Kit Use 403-0 (Front Shaft)				
- Clamp Kit K27028 Fits K153					

Year Listing Continues

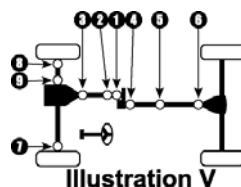
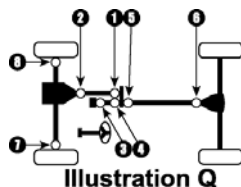
² See "Aluminum Joints" in the Reference Materials
^B With grease fitting in end of cup use K153-1
^E With grease fitting in end of cup use K3147-1
^H With grease fitting in end of cup use K297HD-1



4 WHEEL DRIVE TRUCKS

Year/ Model	Make	III.	Location	Standard U-Joint	Heavy Duty U-Joint
CHEVROLET (cont.)					
1/2 TON PICK UP and SUBURBAN (cont.)					
1978	Front Shaft- W/ Inside Lock Rings.	V	1,2 3	K3147 ^E K153 ^B	K3147HD K153HD
	Front Shaft- W/ Outside Lock Rings.	V	1,2 3	K278 ^B K153 ^B	K153HD K153HD
	Rear Shaft.	V	4,6	K153 ^B	K153HD
	Wheel Joints.	V	7,8	K297 ^H	K297HD
	<ul style="list-style-type: none"> - Ball Seat Kit Use 403-0 W/Inside Lock Rings - Clamp Kit K27028 Fits K153 - Centering Yoke Use R2-21-1355 W/Outside Lock Rings 				
1977-73	Front Shaft.	V	1,2 3	K278 K153 ^B	K153HD K153HD
	Rear Shaft.	V	4,6	K153 ^B	K153HD
	Wheel Joints.	V	7,8	K297 ^H	K297HD
	<ul style="list-style-type: none"> - Centering Yoke Use R2-21-1355 (Front Shaft) - Clamp Kit K27028 Fits K153 				
1972	Front Shaft.	V	1,2 3	K278 K153 ^B	K153HD K153HD
	Rear Shaft.	V	4,6	K153 ^B	K153HD
	Wheel Joints.	V	7,8	K297 ^H	K297HD
	<ul style="list-style-type: none"> - Centering Yoke Use R2-21-1355 (Front Shaft) - U Bolt Kit K29428 Fits K153 				
1971-67	Front Shaft.	V	1,2 3	K278 K153 ^B	K153HD K153HD
	Rear Shaft.	V	4,6	K153 ^B	K153HD
	Wheel Joints.	V	7,8	K297 ^H	K297HD
	<ul style="list-style-type: none"> - Centering Yoke Use R2-21-1355 (Front Shaft) - U Bolt Kit K29428 Fits K153 				
1966-60	Front Shaft.	Q	1,2	K153 ^B	K153HD
	Middle Shaft- W/ HD 3 Spd. or 4 Spd. MT.	Q	3 4	K178 K153 ^B	K178HD K153HD
	Year Listing Continues				

^B With grease fitting in end of cup use K153-1
^E With grease fitting in end of cup use K3147-1
^H With grease fitting in end of cup use K297HD-1



Year/ Model	Make	Ill.	Location	Standard U-Joint	Heavy Duty U-Joint
----------------	------	------	----------	---------------------	-----------------------

CHEVROLET (cont.)

1/2 TON PICK UP and SUBURBAN (cont.)

1966-60	Middle Shaft- W/ Std. 3 Spd. MT.	Q	3,4	K153 ^B	K153HD
	Rear Shaft.	Q	5,6	K153 ^B	K153HD
	Wheel Joints- W/ Inside Lock Rings.	Q	7,8	K260 ^G	K260HD
	Wheel Joints- W/ Outside Lock Rings.	Q	7,8	K178	K178HD

- U Bolt Kit K29428 Fits K153

3/4 TON PICK UP and SUBURBAN

2005-04	Pick Up- Front Shaft.	L	1,3	K3147 ^E	K3147HD
	Pick Up- Rear Shaft.			N/A ⁽⁵⁾	
	Suburban- Front Shaft.	L	1,3	K3147 ^E	K3147HD
	Suburban- Rear Shaft- 6.0L.	L	4,6	K447A	
	Suburban- Rear Shaft- 8.1L.	L	4,6	K160A ²	

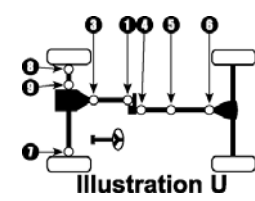
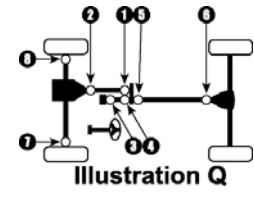
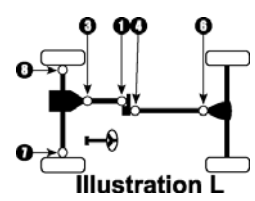
- Clamp Kit K27048 Fits K3147
 - Clamp Kit K37018 Fits K447A
 - Clamp Kit K37018 Fits K160A

2003-01	Pick Up- Front Shaft.	L	1,3	K3147 ^E	K3147HD
	Pick Up- Rear Shaft- 2500HD- 4 Spd. AT.	L	4	K178	K178HD
			6	K160	K160HD
			4,6	K160A ²	
	Pick Up- Rear Shaft- 2500HD- 5 Spd. AT- 2 Joint Shaft.	L	4,6	K160A ²	
	Pick Up- Rear Shaft- 2500HD- 5 Spd. AT- 3 Joint Shaft.	U	4,5,6	K160A ²	
	Pick Up- Rear Shaft- 2500HD- 5 Spd. MT- 2 Joint Shaft.	L	4,6	K160A ²	
	Pick Up- Rear Shaft- 2500HD- 5 Spd. MT- 3 Joint Shaft.	U	4,5,6	K160A ²	
	Pick Up- Rear Shaft- 2500HD- 6 Spd. MT.	L	4,6	K188	

Year Listing Continues

4 WHEEL DRIVE TRUCKS

⁽⁵⁾ Limited information- Call sales at 800-728-7237 for availability
² See "Aluminum Joints" in the Reference Materials
^B With grease fitting in end of cup use K153-1
^E With grease fitting in end of cup use K3147-1
^G With grease fitting in end of cup use K260HD-1



Year/ Model	Make	Ill.	Location	Standard U-Joint	Heavy Duty U-Joint
----------------	------	------	----------	---------------------	-----------------------

CHEVROLET (cont.)

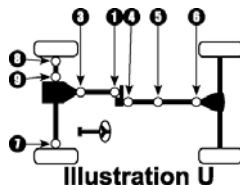
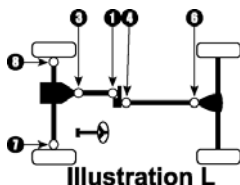
3/4 TON PICK UP and SUBURBAN (cont.)

2003-01	Pick Up- Rear Shaft- Exc. 2500HD- 4 Spd. AT.	L	4,6	K447A ²	
	Pick Up- Rear Shaft- Exc. 2500HD- 5 Spd. MT- 2 Joint Shaft.	L	4,6	K160A ²	
	Pick Up- Rear Shaft- Exc. 2500HD- 5 Spd. MT- 3 Joint Shaft.	U	4,5,6	K160A ²	
	Suburban- Front Shaft.	L	1,3	K3147 ^E	K3147HD
	Suburban- Rear Shaft- 6.0L.	L	4,6	K447A	
	Suburban- Rear Shaft- 8.1L.	L	4,6	K160A ²	
	<ul style="list-style-type: none"> - Clamp Kit K27048 Fits K3147 - Clamp Kit K37018 Fits K160 - Clamp Kit K37018 Fits K160A - Clamp Kit K37018 Fits K447A 				
2000	Pick Up- Front Shaft.	L	1,3	K3147 ^E	K3147HD
	Pick Up- Rear Shaft- Extended Cab- Exc. Silverado.	U	4,5,6	K447A ²	
	Pick Up- Rear Shaft- Regular Cab- Exc. Silverado.	L	4,6	K178	K178HD
	Pick Up- Rear Shaft- Silverado- AT- Exc. Extended Cab W/ Long Bed.	L	4,6	K178	K178HD
	Pick Up- Rear Shaft- Silverado- AT- Extended Cab, Long Bed.	U	4,5,6	K447A ²	
	Pick Up- Rear Shaft- Silverado- MT.	L	4,6	K160A ²	
	Suburban- Front Shaft.	L	1,3	K3147 ^E	K3147HD
	Suburban- Rear Shaft- 6.0L.	L	4,6	K447A	
	Suburban- Rear Shaft- 8.1L.	L	4,6	K160A ²	
	<ul style="list-style-type: none"> - Clamp Kit K27048 Fits K3147 - Clamp Kit K37018 Fits K447A - Clamp Kit K37018 Fits K178 - Clamp Kit K37018 Fits K160A 				
1999	Pick Up- Front Shaft.	L	1,3	K3147 ^E	K3147HD
	Pick Up- Rear Shaft- Extended Cab- Exc. Silverado.	U	4,5,6	K447A ²	

Year Listing Continues

² See "Aluminum Joints" in the Reference Materials

^E With grease fitting in end of cup use K3147-1



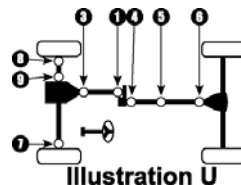
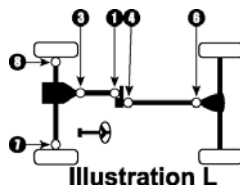
Year/ Model	Make	III.	Location	Standard U-Joint	Heavy Duty U-Joint
CHEVROLET (cont.)					
3/4 TON PICK UP and SUBURBAN (cont.)					
1999	Pick Up- Rear Shaft- Regular Cab- Exc. Silverado.	L	4,6	K178	K178HD
	Pick Up- Rear Shaft- Silverado- AT- Exc. Extended Cab W/ Long Bed.	L	4,6	K178	K178HD
	Pick Up- Rear Shaft- Silverado- AT- Extended Cab, Long Bed.	U	4,5,6	K447A ²	
	Pick Up- Rear Shaft- Silverado- MT.	L	4,6	K160A ²	
	Suburban- Front Shaft.	L	1,3	K3147 ^E	K3147HD
	Suburban- Rear Shaft.	L	4,6	K178	K178HD
	- Clamp Kit K27048 Fits K3147 - Clamp Kit K37018 Fits K447A - Clamp Kit K37018 Fits K178 - Clamp Kit K37018 Fits K160A				
1998-97	Pick Up- Front Shaft.	L	1,3	K3147 ^E	K3147HD
	Pick Up- Rear Shaft- Extended Cab.	U	4,5,6	K447A ²	
	Pick Up- Rear Shaft- Regular Cab.	L	4,6	K178	K178HD
	Suburban- Front Shaft.	L	1,3	K3147 ^E	K3147HD
	Suburban- Rear Shaft.	L	4,6	K178	K178HD
- Clamp Kit K27048 Fits K3147 - Clamp Kit K37018 Fits K447A - Clamp Kit K37018 Fits K178					
1996-94	Pick Up- Front Shaft- Exc. Turbo Diesel.	L	1,3	K3147 ^E	K3147HD
	Pick Up- Front Shaft- W/ Turbo Diesel.	L	1	K1203 ^F	K1203HD
			3	K212	
	Pick Up- Rear Shaft- Extended Cab.	U	4,5,6	K447A ²	
Pick Up- Rear Shaft- Regular Cab.	U	4,6	K178	K178HD	
Year Listing Continues					

4 WHEEL DRIVE TRUCKS

² See "Aluminum Joints" in the Reference Materials

^E With grease fitting in end of cup use K3147-1

^F With grease fitting in end of cup use K1203-1



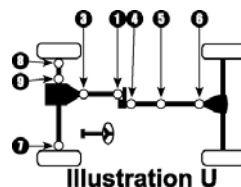
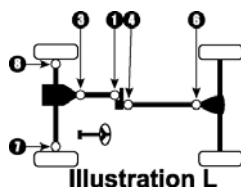
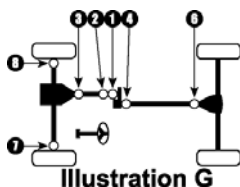
Year/ Model	Make	III.	Location	Standard U-Joint	Heavy Duty U-Joint
CHEVROLET (cont.)					
3/4 TON PICK UP and SUBURBAN (cont.)					
1996-94	Suburban- Front Shaft- Exc. Turbo Diesel.	L	1,3	K3147 ^E	K3147HD
	Suburban- Front Shaft- W/ Turbo Diesel.	L	1	K1203 ^F	K1203HD
			3	K212	
	Suburban- Rear Shaft.	L	4,6	K178	K178HD
	- Clamp Kit K27048 Fits K3147				
	- Clamp Kit K27048 Fits K212				
	- Clamp Kit K37018 Fits K447A				
	- Clamp Kit K37018 Fits K178				
1993-92	Pick Up- Front Shaft.	L	1,3	K3147 ^E	K3147HD
	Pick Up- Rear Shaft- Extended Cab.	U	4,5,6	K447A ²	
	Pick Up- Rear Shaft- Regular Cab- W/ Aluminum Driveshaft ²	L	4,6	K447A	
	Pick Up- Rear Shaft- Regular Cab.- W/ Steel Driveshaft.	L	4,6	K178	K178HD
	Suburban- Front Shaft.	L	1,3	K3147 ^E	K3147HD
	Suburban- Rear Shaft.	L	4,6	K178	K178HD
		- Clamp Kit K27048 Fits K3147			
	- Clamp Kit K37018 Fits K447A				
	- Clamp Kit K37018 Fits K178				
1991-88	Pick Up- Front Shaft- W/ AT.	L	1,3	K3147 ^E	K3147HD
	Pick Up- Front Shaft- W/ MT.	L	1	K1203 ^F	K1203HD
			3	K212	
	Pick Up- Rear Shaft- Extended Cab.	U	4,5,6	K447A ²	
	Pick Up- Rear Shaft- Regular Cab- W/ Aluminum Driveshaft ²	L	4,6	K447A	
	Pick Up- Rear Shaft- Regular Cab- W/ Steel Driveshaft.	L	4,6	K178	K178HD

Year Listing Continues

² See "Aluminum Joints" in the Reference Materials

^E With grease fitting in end of cup use K3147-1

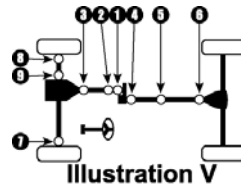
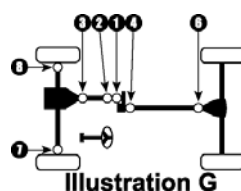
^F With grease fitting in end of cup use K1203-1



Year/ Model	Make	III.	Location	Standard U-Joint	Heavy Duty U-Joint
CHEVROLET (cont.)					
3/4 TON PICK UP and SUBURBAN (cont.)					
1991-88	Suburban- Front Shaft.	G	1,2	K3147 ^E	K3147HD
			3	K153 ^B	K153HD
	Suburban- Rear Shaft.	G	4,6	K178	K178HD
	Suburban- Wheel Joints.	G	7,8	K297 ^H	K297HD
	<ul style="list-style-type: none"> - Clamp Kit K27048 Fits K3147 - Clamp Kit K27048 Fits K212 - Clamp Kit K37018 Fits K447A - Clamp Kit K37018 Fits K178 - Ball Seat Kit Use 403-0 (Front Shaft) - Clamp Kit K27028 Fits K153 				
1987-82	Front Shaft.	V	1,2	K3147 ^E	K3147HD
			3	K153 ^B	K153HD
			4,6	K178	K178HD
	Rear Shaft.	V	4,6	K178	K178HD
	Wheel Joints.	V	7,8	K297 ^H	K297HD
	<ul style="list-style-type: none"> - Ball Seat Kit Use 403-0 (Front Shaft) - Clamp Kit K27028 Fits K153 - Clamp Kit K37018 Fits K178 				
1981-79	Front Shaft.	V	1,2	K3147 ^E	K3147HD
			3	K153 ^B	K153HD
	Rear Shaft- W/ 2 Joints.	V	4	K153 ^B	K153HD
			6	K178	K178HD
	Rear Shaft- W/ 3 Joints.	V	4,5,6	K178	K178HD
Wheel Joints.	V	7,8	K297 ^H	K297HD	
	<ul style="list-style-type: none"> - Clamp Kit K27028 Fits K153 - Ball Seat Kit Use 403-0 (Front Shaft) 				
1978-77	Front Shaft- W/ Inside Lock Rings.	V	1,2	K3147 ^E	K3147HD
			3	K153 ^B	K153HD
	Front Shaft- W/ Outside Lock Rings.	V	1,2	K278	K153HD
			3	K153 ^B	K153HD
Year Listing Continues					

4 WHEEL DRIVE TRUCKS

^B With grease fitting in end of cup use K153-1
^E With grease fitting in end of cup use K3147-1
^H With grease fitting in end of cup use K297HD-1

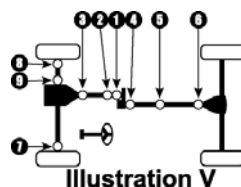
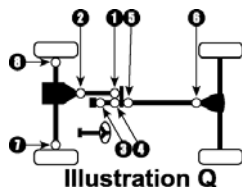


Year/ Model	Make	III.	Location	Standard U-Joint	Heavy Duty U-Joint
CHEVROLET (cont.)					
3/4 TON PICK UP and SUBURBAN (cont.)					
1978-77	Rear Shaft- W/ 2 Joints.	V	4	K153 ^B	K153HD
			6	K178	K178HD
	Rear Shaft- W/ 3 Joints.	V	4,5,6	K178	K178HD
	Wheel Joints.	V	7,8	K297 ^H	K297HD
	<ul style="list-style-type: none"> - Ball Seat Kit Use 403-0 W/Inside Lock Rings - Clamp Kit K27028 Fits K153 - Centering Yoke Use R2-21-1355 (Front Shaft) W/Outside Lock Rings 				
1976-75	Front Shaft.	V	1,2	K278	K153HD
			3	K153 ^B	K153HD
	Rear Shaft- W/ Full Time Transfer Case.	V	4,6	K153 ^B	K153HD
	Rear Shaft- W/ Part Time Transfer Case- W/ 2 Joints. ...	V	4,6	K178	K178HD
	Rear Shaft- W/ Part Time Transfer Case- W/ 3 Joints. ...	V	4,5,6	K178	K178HD
	Wheel Joints.	V	7,8	K297 ^H	K297HD
	<ul style="list-style-type: none"> - Centering Yoke Use R2-21-1355 (Front Shaft) - Clamp Kit K27028 Fits K153 				
1974-73	Front Shaft.	V	1,2	K153 ^B	K153HD
			3	K153 ^B	K153HD
	Rear Shaft- W/ 1.063" OD Bearing.	V	4,6	K153 ^B	K153HD
	Rear Shaft- W/ 1.188" OD Bearing.	V	4,6	K178	K178HD
	Wheel Joints.	V	7,8	K297 ^H	K297HD
	<ul style="list-style-type: none"> - Centering Yoke Use R2-21-1355 (Front Shaft) - Clamp Kit K27028 Fits K153 				
1972-67	Front Shaft.	V	1,2	K153 ^B	K153HD
			3	K153 ^B	K153HD
	Rear Shaft- W/ 1.063" OD Bearing.	V	4,6	K153 ^B	K153HD
	Rear Shaft- W/ 1.188" OD Bearing.	V	4,6	K178	K178HD
	Wheel Joints.	V	7,8	K260 ^G	K260HD
	<ul style="list-style-type: none"> - Centering Yoke Use R2-21-1355 (Front Shaft) - U Bolt Kit K29428 Fits K153 - U-Bolt Kit K39418 Fits K178 				
1966-61	Front Shaft.	Q	1,2	K153 ^B	K153HD
	Year Listing Continues				

^B With grease fitting in end of cup use K153-1

^G With grease fitting in end of cup use K260HD-1

^H With grease fitting in end of cup use K297HD-1



Year/ Model	Make	III.	Location	Standard U-Joint	Heavy Duty U-Joint
CHEVROLET (cont.)					
3/4 TON PICK UP and SUBURBAN (cont.)					
1966-61	Intermediate Shaft- W/ 3 Spd. MT.	Q	3,4	K153 ^B	K153HD
	Intermediate Shaft- W/ 4 Spd. MT.	Q	3	K178	K178HD
			4	K153 ^B	K153HD
	Rear Shaft.	Q	5,6	K178	K178HD
	Wheel Joints- W/ Inside Lock Rings.	Q	7,8	K260 ^G	K260HD
	Wheel Joints- W/ Outside Lock Rings.	Q	7,8	K178	K178HD
	- U Bolt Kit K29428 Fits K153				
	- U-Bolt Kit K39418 Fits K178				
1 TON PICK UP and CHASSIS CAB					
2005-04	Front Shaft.	L	1,3	K3147 ^E	K3147HD
	Rear Shaft.			N/A ⁽⁵⁾	
	- Clamp Kit K27048 Fits K3147				
2003-01	Front Shaft.	L	1,3	K3147 ^E	K3147HD
	Rear Shaft- Crew Cab- 6 Spd MT.	U	4,5,6	K188	
	Rear Shaft- Crew Cab- Exc 6 Spd MT.	U	4,5,6	K160A	
	Rear Shaft- Extended Cab- 6 Spd MT.	U	4,5,6	K188	
	Rear Shaft- Extended Cab- Exc 6 Spd MT.	U	4,5,6	K160A	
	Rear Shaft- Regular Cab- 6 Spd MT.	L	4,6	K188	
	Rear Shaft- Regular Cab- Exc. 6 Spd MT.	L	4,6	K160	K160HD
	- Clamp Kit K27048 Fits K3147				
	- Clamp Kit K37018 Fits K160A				
	- Clamp Kit K37018 Fits K160				
2000-97	Front Shaft.	L	1,3	K3147 ^E	K3147HD
	Rear Shaft- Chassis Cab- 2 Joint Shaft.	L	4,6	K160	K160HD
	Rear Shaft- Chassis Cab- 3 Joint Shaft.	U	4,5,6	K160	K160HD
	Rear Shaft- Crew Cab.	U	4,5,6	K447A ²	
Year Listing Continues					

4 WHEEL DRIVE TRUCKS

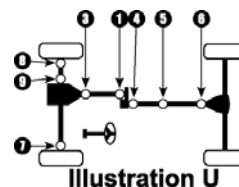
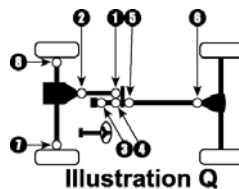
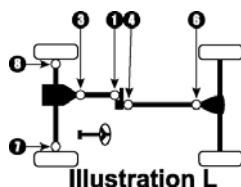
⁽⁵⁾ Limited information- Call sales at 800-728-7237 for availability

² See "Aluminum Joints" in the Reference Materials

^B With grease fitting in end of cup use K153-1

^E With grease fitting in end of cup use K3147-1

^G With grease fitting in end of cup use K260HD-1



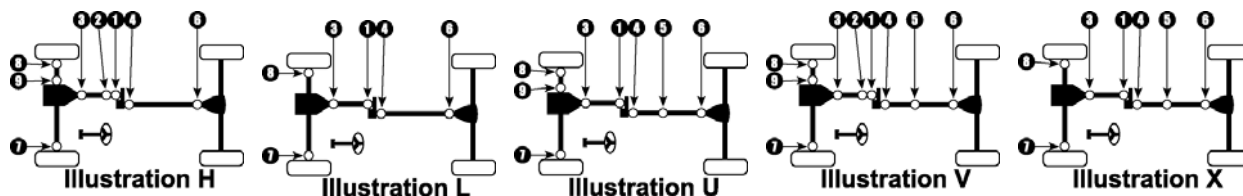
Year/ Model	Make	III.	Location	Standard U-Joint	Heavy Duty U-Joint
CHEVROLET (cont.)					
1 TON PICK UP and CHASSIS CAB (cont.)					
2000-97	Rear Shaft- Extended Cab.	U	4,5,6	K447A ²	
	Rear Shaft- Regular Cab.	L	4,6	K178	K178HD
	- Clamp Kit K27048 Fits K3147				
	- Clamp Kit K37018 Fits K160				
	- Clamp Kit K37018 Fits K447A				
	- Clamp Kit K37018 Fits K178				
1996-92	Front Shaft.	U	1,3	K3147 ^E	K3147HD
	Rear Shaft- W/ 2 Joint Shaft.	L	4,6	K178	K178HD
	Rear Shaft- W/ 3 Joint Shaft- W/ Aluminum Driveshaft ² .	U	4,5,6	K447A	
	Rear Shaft- W/ 3 Joint Shaft- W/ Steel Driveshaft.	U	4,5,6	K178	K178HD
	- Clamp Kit K27048 Fits K3147				
	- Clamp Kit K37018 Fits K178				
	- Clamp Kit K37018 Fits K447A				
1991-88	K Series- Front Shaft- W/ Inside Lock Rings.	L	1,3	K3147 ^E	K3147HD
	K Series- Front Shaft- W/ Outside Lock Rings.	L	1	K1203 ^F	K1203HD
			3	K212	
	K Series- Rear Shaft- Extended Cab.	X	4,5,6	K447A	
	K Series- Rear Shaft- Regular Cab- W/ Aluminum Driveshaft.	L	4,6	K447A	
	K Series- Rear Shaft- Regular Cab- W/ Steel Driveshaft.	L	4,6	K178	K178HD
V Series- Front Shaft.	V	1,2	K3147 ^E	K3147HD	
		3	K153 ^B	K153HD	
Year Listing Continues					

² See "Aluminum Joints" in the Reference Materials

^B With grease fitting in end of cup use K153-1

^E With grease fitting in end of cup use K3147-1

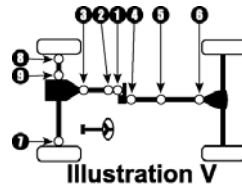
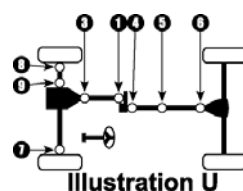
^F With grease fitting in end of cup use K1203-1



Year/ Model	Make	III.	Location	Standard U-Joint	Heavy Duty U-Joint
CHEVROLET (cont.)					
1 TON PICK UP and CHASSIS CAB (cont.)					
1991-88	V Series- Rear Shaft- W/ 2 Joint Shaft.	H	4,6	K178	K178HD
	V Series- Rear Shaft- W/ 3 Joint Shaft.	V	4,5,6	K178	K178HD
	V Series- Wheel Joints.	V	7,8	K332 ^J	K332HD
	- Clamp Kit K27048 Fits K3147				
	- Clamp Kit K27048 Fits K212				
<ul style="list-style-type: none"> - Clamp Kit K37018 Fits K447A - Clamp Kit K37018 Fits K178 - Ball Seat Kit Use 403-0 (Front Shaft) - U Bolt Kit K29428 Fits K153 					
1987-80	Front Shaft.	V	1,2	K3147 ^E	K3147HD
			3	K153 ^B	K153HD
	Rear Shaft- W/ 131.5" W.B..	V	4,6	K178	K178HD
	Rear Shaft- W/ 135.5", 159.5" or 164.5" W.B..	V	4,5,6	K178	K178HD
	Wheel Joints.	V	7,8	K332 ^J	K332HD
<ul style="list-style-type: none"> - Ball Seat Kit Use 403-0 (Front Shaft) - U Bolt Kit K29428 Fits K153 - Clamp Kit K37018 Fits K178 					
1979	Front Shaft.	V	1,2	K153 ^B	K153HD
			3	K178	K178HD
	Rear Shaft- W/ AT.	V	4	K153 ^B	K153HD
			5,6	K178	K178HD
	Rear Shaft- W/ MT.	V	4,5,6	K178	K178HD
Wheel Joints.	V	7,8	K332 ^J	K332HD	
<ul style="list-style-type: none"> - Centering Yoke Use R2-21-1355 (Front Shaft) - Clamp Kit K37018 Fits K178 					
1978-77	Front Shaft.	U	1,3	K153 ^B	K153HD
	Rear Shaft.	U	4,5,6	K178	K178HD
	Wheel Joints.	U	7,8	K332 ^J	K332HD
<ul style="list-style-type: none"> - U Bolt Kit K29428 Fits K153 - Clamp Kit K37018 Fits K178 					

4 WHEEL DRIVE TRUCKS

^B With grease fitting in end of cup use K153-1
^E With grease fitting in end of cup use K3147-1
^J With grease fitting in end of cup use K332HD-1



Year/ Model	Make	III.	Location	Standard U-Joint	Heavy Duty U-Joint
DAIHATSU					
ROCKY 1992-90	Rear Shaft- W/ Staked-In Type Joints ⁶	U	4,5,6	430-11	
DODGE					
DAKOTA					
2005	Front Shaft.	L	1 3	361-80D K153 ^B	K153HD
	Rear Shaft.			N/A ⁽⁵⁾	
2004-01	Front Shaft.	L	1 3	361-80D ^D K153 ^B	K153HD
	Rear Shaft.	L	4,6	K521A ²	
	- Boot Kit Use 361-21 (Rear CV)				
2000-97	Front Shaft.	H	1,2 3	K278 ^B K153 ^B	K153HD K153HD
	Rear Shaft.	H	4 6	K1203 K355	K1203HD
	- Centering Yoke Use R2-21-1544 (Front Shaft)				
	- Clamp Kit K27018 Fits K153				
1996-94	Front Shaft.	H	1,2 3	K278 ^B K353	K153HD
	Rear Shaft.	H	4 6	K1309 K355	K1309HD
	- Centering Yoke Use R2-21-1544 (Front Shaft)				
	- Clamp Kit K27018 Fits K353				
1993-91	Front Shaft.	H	1,2 3	K278 ^B K353	K153HD
	Rear Shaft- Aluminum Driveshaft- W/ 2.125" Inside Yoke*	H	4,6	K720A	
Year Listing Continues					

⁽⁵⁾ Limited information- Call sales at 800-728-7237 for availability

² See "Aluminum Joints" in the Reference Materials

⁶ See "Staked-In Replacement Joints" in the Reference Material

^B With grease fitting in end of cup use K153-1

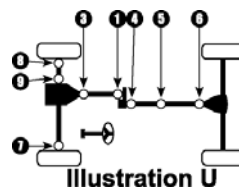
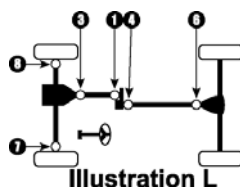
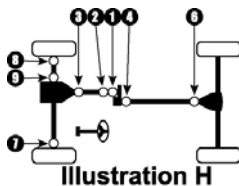
^D See "C.V. Joint Information" in the Reference Materials

* Measure Inside Yoke

● Measure
Inside Yoke



■ Measure
Outside Yoke



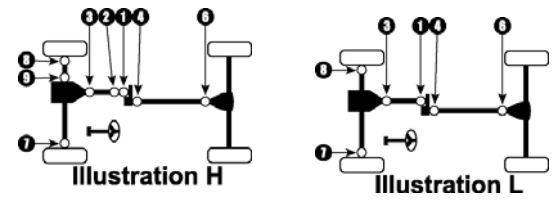
Year/ Model	Make	III.	Location	Standard U-Joint	Heavy Duty U-Joint
----------------	------	------	----------	---------------------	-----------------------

DODGE (cont.)

DAKOTA (cont.)					
1993-91	Rear Shaft- Aluminum Driveshaft- W/ 2.625" Inside Yoke [•]	H	4,6	K355A	
	Rear Shaft- Steel Driveshaft- W/ 2.125" Inside Yoke [•] . . .	H	4,6	K1306 ^A	K1306HD
	Rear Shaft- Steel Driveshaft- W/ 2.625" Inside Yoke [•] . . .	H	4,6	K1309	K1309HD
	- Clamp Kit K27038 Fits K353 - Centering Yoke Use R2-21-1544 (Non-Greaseable) - Clamp Kit K27038 Fits K720A - Clamp Kit K27038 Fits K1306				
1990-87	Front Shaft.	H	1,2 3	K278 ^B K353	K153HD
	Rear Shaft.	H	4,6	K1306 ^A	K1306HD
- Clamp Kit K27038 Fits K353 - Centering Yoke Use R2-21-1544 (Front Shaft - Non-Greaseable) - Clamp Kit K27038 Fits K1306					
DURANGO					
2005-04	Front Shaft.	L	1	K1203 ^F	K1203HD
			3	K1203HD 435-80 ^D	
	Rear Shaft.	L		N/A ⁽⁵⁾	
2003-01	Front Shaft.	L	1	361-80D ^D	K153HD
			3	K153 ^B	
	Rear Shaft.	L	4,6	K521A ²	
- Boot Kit Use 361-21 (Rear CV)					
2000-98	Front Shaft.	H	1,2	K278 ^B	K153HD
			3	K153 ^B	K153HD
			4	K1203	K1203HD
	Rear Shaft.	H	6	K355	
- Centering Yoke Use R2-21-1544 (Front Shaft) - Clamp Kit K27018 Fits K153					

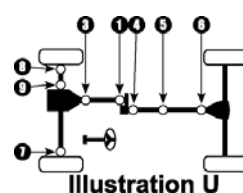
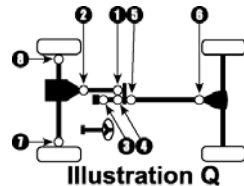
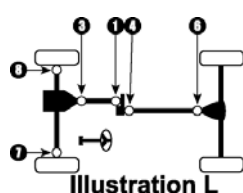
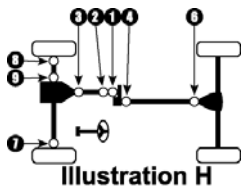
4 WHEEL DRIVE TRUCKS

⁽⁵⁾ Limited information- Call sales at 800-728-7237 for availability
² See "Aluminum Joints" in the Reference Materials
^A With grease fitting in end of cup use K1306-1
^B With grease fitting in end of cup use K153-1
^D See "C.V. Joint Information" in the Reference Materials
^F With grease fitting in end of cup use K1203-1
[•] Measure Inside Yoke



Year/ Model	Make	Ill.	Location	Standard U-Joint	Heavy Duty U-Joint
DODGE (cont.)					
RAIDER					
1990	Front Shaft.	L	1,3	K1503	
	Rear Shaft.	L	4,6	K1516	
1989	Front Shaft.	L	1,3	K1503	
	Rear Shaft- Exc. V-6.	L	4,6	K1516	
	Rear Shaft- V-6.	L	4,6	K0450	
1988-87	Front Shaft.	L	1,3	K1503	
	Rear Shaft.	L	4,6	K1516	
RAM 50					
1993-90	Front Shaft.	U	1,3	K1503	
	Rear Shaft- Long Bed.	U	4,5,6	K1516	
	Rear Shaft- Short Bed.	U	4,6	K1516	
1989-82	Front Shaft.	L	1,3	K1503	
	Rear Shaft.	L	4,6	K1516	
1981-79	Front Shaft.	Q	1,2	K1503	
	Intermediate Shaft.	Q	3,4	K1503	
	Rear Shaft.	Q	5,6	K1503	
RAMCHARGER					
1993-88	Front Shaft.	H	1,2	K3147 ^E	K3147HD
			3	K1306 ^A	K1306HD
	Rear Shaft- W/ 2.125" Yokes [•]	H	4,6	K1306 ^A	K1306HD
	Rear Shaft- W/ 2.625" Yokes [•]	H	4,6	K1309	K1309HD
	Wheel Joints.	H	7,8	K297 ^H	K297HD
	- Ball Seat Kit Use 403-0 (Front Shaft)				
	- Clamp Kit K27038 Fits K1306				
1987-82	Front Shaft.	H	1,2	K3147 ^E	K3147HD
			3	K1306 ^A	K1306HD
Year Listing Continues					

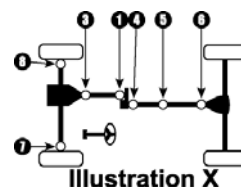
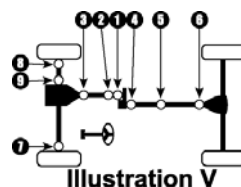
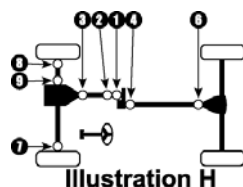
^A With grease fitting in end of cup use K1306-1
^E With grease fitting in end of cup use K3147-1
^H With grease fitting in end of cup use K297HD-1
[•] Measure Inside Yoke



Year/ Model	Make	III.	Location	Standard U-Joint	Heavy Duty U-Joint
DODGE (cont.)					
RAMCHARGER (cont.)					
1987-82	Rear Shaft.	H	4,6	K1306 ^A	K1306HD
	Wheel Joint.	H	7,8	K297 ^H	K297HD
<i>- Ball Seat Kit Use 403-0 (Front Shaft)</i> <i>- Clamp Kit K27038 Fits K1306</i>					
1981-77	Front Shaft.	H	1,2	K3147 ^E	K3147HD
			3	K1306 ^A	K1306HD
	Rear Shaft- Front Joint.	H	4	K1306 ^A	K1306HD
	Rear Shaft- Rear Joint- W/ 2.125" Yoke [•]	H	6	K1306 ^A	K1306HD
	Rear Shaft- Rear Joint- W/ 2.625" Yoke [•]	H	6	K1309	K1309HD
	Wheel Joints.	H	7,8	K297 ^H	K297HD
<i>- Ball Seat Kit Use 403-0 (Front Shaft)</i> <i>- Clamp Kit K27038 Fits K1306</i>					
1976-74	Front Shaft- CV With Inside Lock Rings.	H	1,2	K3147 ^E	K3147HD
			3	K1306 ^A	K1306HD
	Front Shaft- CV With Outside Lock Rings.	H	1,2	K153 ^B	K153HD
			3	K1306 ^A	K1306HD
	Rear Shaft- Front Joint.	H	4	K1306 ^A	K1306HD
	Rear Shaft- Rear Joint- W/ 2.125" Yoke [•]	H	6	K1306 ^A	K1306HD
	Rear Shaft- Rear Joint- W/ 2.625" Yoke [•]	H	6	K1309	K1309HD
	Wheel Joints.	H	7,8	K297 ^H	K297HD
<i>- Ball Seat Kit Use 403-0 W/Inside Lock Rings</i> <i>- Clamp Kit K27038 Fits K1306</i> <i>- Centering Yoke Use R2-21-1355 W/Outside Lock Rings</i>					
1/2 TON PICK UP					
2005-02	Front Shaft.	X	1	K1203 ^F	K1203HD
			3	435-80 ^D	
	Rear Shaft- Exc. Quad Cab W/ Long Bed.	X	4,6	K521A	
	Rear Shaft- Quad Cab W/ Long Bed.	X	4,5,6	K521A	
2001-00	Front Shaft.	H	1,2,3	K1203 ^F	K1203HD
	Rear Shaft- Exc. Quad Cab W/ Long Bed.	H	4,6	K521A	
Year Listing Continues					

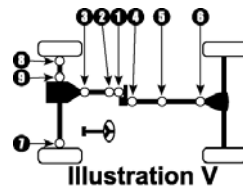
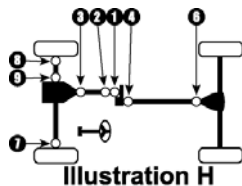
4 WHEEL DRIVE TRUCKS

^A With grease fitting in end of cup use K1306-1
^B With grease fitting in end of cup use K153-1
^D See "C.V. Joint Information" in the Reference Materials
^E With grease fitting in end of cup use K3147-1
^F With grease fitting in end of cup use K1203-1
^H With grease fitting in end of cup use K297HD-1
[•] Measure Inside Yoke



Year/ Model	Make	III.	Location	Standard U-Joint	Heavy Duty U-Joint
DODGE (cont.)					
1/2 TON PICK UP (cont.)					
2001-00	Rear Shaft- Quad Cab W/ Long Bed.	V	4,5,6	K1203 ^F	K1203HD
	<i>- Centering Yoke Use R2-21-1868 (Front Shaft)</i>				
1999-94	Front Shaft.	H	1,2	K1203 ^F	K1203HD
	Front Shaft- Slip Yoke W/ Inside Lock Rings.	H	3	K1309	K1309HD
	Front Shaft- Slip Yoke W/ Outside Lock Rings.	H	3	K355	
	Rear Shaft.	H	4	K1203	K1203HD
			6	K355	
	Wheel Joints.	H	7,8	K297 ^H	K297HD
	<i>- Centering Yoke Use R2-21-1868 (Front Shaft)</i>				
1993-92	Front Shaft.	V	1,2	K3147 ^E	K3147HD
			3	K1306 ^A	K1306HD
	Rear Shaft- W/ 2 Joints- W/ 2.125" Yoke [•]	V	4,6	K1306 ^A	K1306HD
	Rear Shaft- W/ 2 Joints- W/ 2.625" Yoke [•]	V	4,6	K1309	K1309HD
	Rear Shaft- W/ 3 Joints.	V	4,5,6	K1306 ^A	K1306HD
	Wheel Joints.	V	7,8	K297 ^H	K297HD
	<i>- Ball Seat Kit Use 403-0 (Front Shaft)</i>				
	<i>- Clamp Kit K27038 Fits K1306</i>				
1991-90	Front Shaft.	V	1,2	K3147 ^E	K3147HD
			3	K1306 ^A	K1306HD
	Rear Shaft- Exc. Club Cab.	V	4,6	K1306 ^A	K1306HD
	Rear Shaft- W/ Club Cab.	V	4,5,6	K1306 ^A	K1306HD
	Wheel Joints.	V	7,8	K297 ^H	K297HD
	<i>- Ball Seat Kit Use 403-0 (Front Shaft)</i>				
	<i>- Clamp Kit K27038 Fits K1306</i>				
1989-82	Front Shaft.	V	1,2	K3147 ^E	K3147HD
			3	K1306 ^A	K1306HD
	Rear Shaft- W/ 2 Joints.	V	4,6	K1306 ^A	K1306HD
	Rear Shaft- W/ 3 Joints.	V	4,5,6	K1306 ^A	K1306HD
Year Listing Continues					

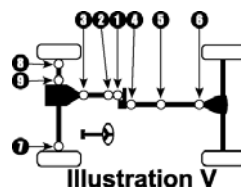
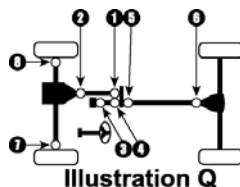
^A With grease fitting in end of cup use K1306-1
^E With grease fitting in end of cup use K3147-1
^F With grease fitting in end of cup use K1203-1
^H With grease fitting in end of cup use K297HD-1
[•] Measure Inside Yoke



Year/ Model	Make	III.	Location	Standard U-Joint	Heavy Duty U-Joint
DODGE (cont.)					
1/2 TON PICK UP (cont.)					
1989-82	Wheel Joints.	V	7,8	K297 ^H	K297HD
	- Ball Seat Kit Use 403-0 (Front Shaft) - Clamp Kit K27038 Fits K1306				
1981-77	Front Shaft.	V	1,2	K3147 ^E	K3147HD
			3	K1306 ^A	K1306HD
	Rear Shaft- Front Joint.	V	4	K1306 ^A	K1306HD
	Rear Shaft- Middle Joint- W/ 3 Joints.	V	5	K1306 ^A	K1306HD
	Rear Shaft- Rear Joint- W/ 2.125" Yoke [•]	V	6	K1306 ^A	K1306HD
	Rear Shaft- Rear Joint- W/ 2.625" Yoke [•]	V	6	K1309	K1309HD
	Wheel Joints.	V	7,8	K297 ^H	K297HD
	- Ball Seat Kit Use 403-0 (Front Shaft) - Clamp Kit K27038 Fits K1306				
1976-75	Front Shaft- W/ Inside Lock Rings.	V	1,2	K3147 ^E	K3147HD
			3	K1306 ^A	K1306HD
	Front Shaft- W/ Outside Lock Rings.	V	1,2	K153 ^B	K153HD
			2	K1306 ^A	K1306HD
	Rear Shaft- Front Joint.	V	4	K1306 ^A	K1306HD
	Rear Shaft- Middle Joint- W/ 3 Joint Shaft.	V	5	K1306 ^A	K1306HD
	Rear Shaft- Rear Joint- W/ 2.125" Yoke [•]	V	6	K1306 ^A	K1306HD
	Rear Shaft- Rear Joint- W/ 2.625" Yoke [•]	V	6	K1309	K1309HD
	Wheel Joints.	V	7,8	K297 ^H	K297HD
	- Ball Seat Kit Use 403-0 W/Inside Lock Rings - Clamp Kit K27038 Fits K1306 - Centering Yoke Use R2-21-1355 W/Outside Lock Rings				
1974-72	Front Shaft.	Q	1,2	K1306 ^A	K1306HD
	Middle Shaft.	Q	3,4	K1306 ^A	K1306HD
	PTO to Winch.			K170	
	Rear Shaft.	Q	5,6	K1306 ^A	K1306HD
	Wheel Joints.	Q	7,8	K297 ^H	K297HD
1971-61	Front Shaft.	Q	1,2	K1306 ^A	K1306HD
	Middle Shaft.	Q	3,4	K1306 ^A	K1306HD
Year Listing Continues					

4 WHEEL DRIVE TRUCKS

^A With grease fitting in end of cup use K1306-1
^B With grease fitting in end of cup use K153-1
^E With grease fitting in end of cup use K3147-1
^H With grease fitting in end of cup use K297HD-1
[•] Measure Inside Yoke



Year/ Model	Make	III.	Location	Standard U-Joint	Heavy Duty U-Joint
DODGE (cont.)					
1/2 TON PICK UP (cont.)					
1971-61	PTO to Winch.....			K170	
	Rear Shaft.....	Q	5,6	K1306 ^A	K1306HD
	Wheel Joints- W/ Inside Lock Rings.....	Q	7,8	K260 ^G	K260HD
	Wheel Joints- W/ Outside Lock Rings.....	Q	7,8	K178	K178HD
1960-58	Front Shaft.....	Q	1,2	K1200	K1200HD
	Middle Shaft.....	Q	3,4	K1200	K1200HD
	PTO to Winch.....			K170	
	Rear Shaft.....	Q	5,6	K1200	K1200HD
	Wheel Joints- W/ Inside Lock Rings.....	Q	7,8	K260 ^G	K260HD
	Wheel Joints- W/ Outside Lock Rings.....	Q	7,8	K178	K178HD
3/4 TON PICK UP					
2005-03	Front Shaft.....	H	1,2,3	K1203 ^F	K1203HD
	Rear Shaft.....			N/A ⁽⁵⁾	
	<i>- Centering Yoke Use R3-21-3184 (Front Shaft)</i>				
2002-00	Front Shaft.....	H	1,2,3	K1203 ^F	K1203HD
	Rear Shaft- 5.9L Eng.....	H	4,6	K447A	
	Rear Shaft- 8.0L Eng. or Turbo Diesel- Exc. Quad Cab W/ Long Bed.....	H	4,6	K160	K160HD
	Rear Shaft- 8.0L Eng. or Turbo Diesel- Quad Cab W/ Long Bed.....	V	4,5,6	K160	K160HD
	Wheel Joints- 3500# Std. Front Axle- 1.188" OD Bearing.....	H	7,8	K297 ^H	K297HD
	Wheel Joints- 4500# HD Front Axle- 1.375" OD Bearing.....	H	7,8	K332 ^J	K332HD
	<i>- Centering Yoke Use R2-21-1868 (Front Shaft)</i>				
	<i>- Clamp Kit K37028 Fits K447A</i>				
	<i>- Clamp Kit K37028 Fits K160</i>				
1999-94	Front Shaft.....	H	1,2	K1203 ^F	K1203HD
	Front Shaft- Slip Yoke W/ Inside Lock Rings.....	H	3	K1309	K1309HD
Year Listing Continues					

⁽⁵⁾ Limited information- Call sales at 800-728-7237 for availability

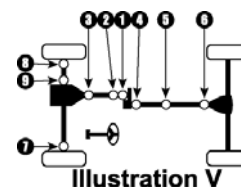
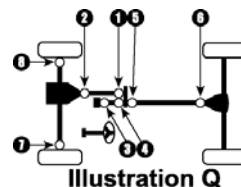
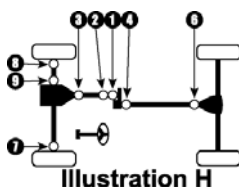
^A With grease fitting in end of cup use K1306-1

^F With grease fitting in end of cup use K1203-1

^G With grease fitting in end of cup use K260HD-1

^H With grease fitting in end of cup use K297HD-1

^J With grease fitting in end of cup use K332HD-1



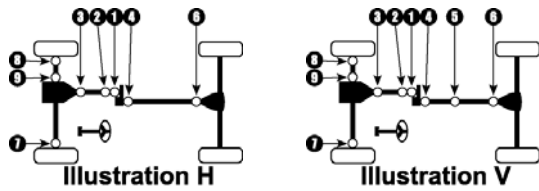
Year/ Model	Make	III.	Location	Standard U-Joint	Heavy Duty U-Joint
----------------	------	------	----------	---------------------	-----------------------

DODGE (cont.)

3/4 TON PICK UP (cont.)						
1999-94	Front Shaft- Slip Yoke W/ Outside Lock Rings.	H	3	K355		
	Rear Shaft- 5.2L Eng..	H	4	K1203 ^F	K1203HD	
			6	K355		
	Rear Shaft- 5.9L Eng..	H	4,6	K178	K178HD	
	Rear Shaft- 8.0L Eng. or Turbo Diesel.	H	4,6	K160	K160HD	
	Wheel Joints- 3500# Std. Front Axle- 1.188" OD Bearing.	H	7,8	K297 ^H	K297HD	
	Wheel Joints- 4500# HD Front Axle- 1.375" OD Bearing.	H	7,8	K332 ^J	K332HD	
	<ul style="list-style-type: none"> - Centering Yoke Use R2-21-1868 (Front Shaft) - Clamp Kit K37028 Fits K178 - Clamp Kit K37028 Fits K160 					
	1993-92	Front Shaft- CV End.	V	1,2	K3147 ^E	K3147HD
		Front Shaft- Front Joint- W/ 2.125" Yoke [•]	V	3	K1306 ^A	K1306HD
Front Shaft- Front Joint- W/ 2.625" Yoke [•]		V	3	K1309	K1309HD	
Rear Shaft- W/ 2 Joints- Exc. Turbo Diesel.		V	4,6	K1309	K1309HD	
Rear Shaft- W/ 2 Joints- W/ Turbo Diesel.		V	4,6	K160	K160HD	
Rear Shaft- W/ 3 Joints- Exc. Turbo Diesel.		V	4,5,6	K1309	K1309HD	
Rear Shaft- W/ 3 Joints- W/ Turbo Diesel.		V	4,5,6	K160	K160HD	
Wheel Joints- 3500# Std. Front Axle- 1.188" OD Bearing.		V	7,8	K297 ^H	K297HD	
Wheel Joints- 4500# HD Front Axle- 1.375" OD Bearing.		V	7,8	K332 ^J	K332HD	
<ul style="list-style-type: none"> - Ball Seat Kit Use 403-0 (Front Shaft) - Clamp Kit K27038 Fits K1306 - Clamp Kit K37028 Fits K160 						
1991-88	Front Shaft- CV End.	V	1,2	K3147 ^E	K3147HD	
	Front Shaft- Front Joint- W/ 2.125" Yoke [•]	V	3	K1306 ^A	K1306HD	
	Front Shaft- Front Joint- W/ 2.625" Yoke [•]	V	3	K1309	K1309HD	
Year Listing Continues						

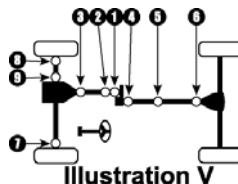
4 WHEEL DRIVE TRUCKS

^A With grease fitting in end of cup use K1306-1
^E With grease fitting in end of cup use K3147-1
^F With grease fitting in end of cup use K1203-1
^H With grease fitting in end of cup use K297HD-1
^J With grease fitting in end of cup use K332HD-1
[•] Measure Inside Yoke



Year/ Model	Make	III.	Location	Standard U-Joint	Heavy Duty U-Joint	
DODGE (cont.)						
3/4 TON PICK UP (cont.)						
1991-88	Rear Shaft- W/ 2 Joints- W/ Inside Lock Rings.	V	4,6	K1306 ^A	K1306HD	
	Rear Shaft- W/ 2 Joints- W/ Outside Lock Rings.	V	4,6	K160	K160HD	
	Rear Shaft- W/ 3 Joints- W/ Inside Lock Rings.	V	4,5,6	K1306 ^A	K1306HD	
	Rear Shaft- W/ 3 Joints- W/ Outside Lock Rings.	V	4,5,6	K160	K160HD	
	Wheel Joints- 3500# Std. Front Axle- 1.188" OD Bearing.	V	7,8	K297 ^H	K297HD	
	Wheel Joints- 4500# HD Front Axle- 1.375" OD Bearing.	V	7,8	K332 ^J	K332HD	
	- Ball Seat Kit Use 403-0 (Front Shaft)					
	- Clamp Kit K27038 Fits K1306					
	- Clamp Kit K37028 Fits K160					
	1987-82	Front Shaft.	V	1,2 3	K3147 ^E K1306 ^A	K3147HD K1306HD
Rear Shaft- W/ 2 Joints.		V	4,6	K1306 ^A	K1306HD	
Rear Shaft- W/ 3 Joints.		V	4,5,6	K1306 ^A	K1306HD	
Wheel Joints- 3500# Std. Front Axle- 1.188" OD Bearing.		V	7,8	K297 ^H	K297HD	
Wheel Joints- 4500# HD Front Axle- 1.375" OD Bearing.		V	7,8	K332 ^J	K332HD	
- Ball Seat Kit Use 403-0 (Front Shaft)						
- Clamp Kit K27038 Fits K1306						
1981-77	Front Shaft.	V	1,2 3	K3147 ^E K1306 ^A	K3147HD K1306HD	
	Rear Shaft- Front Joint.	V	4	K1306 ^A	K1306HD	
	Rear Shaft- Middle Joint- If 3 Joint Shaft.	V	5	K1306 ^A	K1306HD	
	Rear Shaft- Rear Joint- W/ 2.125" Yoke [•]	V	6	K1306 ^A	K1306HD	
	Rear Shaft- Rear Joint- W/ 2.625" Yoke [•]	V	6	K1309	K1309HD	
	Wheel Joints- 3500# Std. Front Axle- 1.188" OD Bearing.	V	7,8	K297 ^H	K297HD	
	Year Listing Continues					

^A With grease fitting in end of cup use K1306-1
^E With grease fitting in end of cup use K3147-1
^H With grease fitting in end of cup use K297HD-1
^J With grease fitting in end of cup use K332HD-1
[•] Measure Inside Yoke



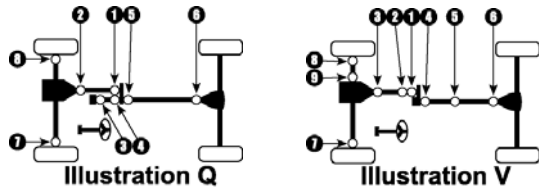
Year/ Model	Make	III.	Location	Standard U-Joint	Heavy Duty U-Joint
----------------	------	------	----------	---------------------	-----------------------

DODGE (cont.)

3/4 TON PICK UP (cont.)					
1981-77	Wheel Joints- 4500# HD Front Axle- 1.375" OD Bearing.	V	7,8	K332 ^J	K332HD
	- Ball Seat Kit Use 403-0 (Front Shaft) - Clamp Kit K27038 Fits K1306				
1976-75	Front Shaft- W/ Inside Lock Rings.	V	1,2 3	K3147 ^E K1306 ^A	K3147HD K1306HD
	Front Shaft- W/ Outside Lock Rings.	V	1,2,3	K153 ^B	K153HD
	Rear Shaft- Front Joint.	V	4	K1306 ^A	K1306HD
	Rear Shaft- Middle Joint- If 3 Joint Shaft.	V	5	K1306 ^A	K1306HD
	Rear Shaft- Rear Joint- W/ 2.125" Yoke [•]	V	6	K1306 ^A	K1306HD
	Rear Shaft- Rear Joint- W/ 2.625" Yoke [•]	V	6	K1309	K1309HD
	Wheel Joints- 3500# Std. Front Axle- 1.188" OD Bearing.	V	7,8	K297 ^H	K297HD
	Wheel Joints- 4500# HD Front Axle- 1.375" OD Bearing.	V	7,8	K332 ^J	K332HD
	- Ball Seat Kit Use 403-0 W/Inside Lock Rings - Clamp Kit K27038 Fits K1306 - Centering Yoke Use R2-21-1355 W/Outside Lock Rings				
1974-72	Front Shaft.	Q	1,2	K1306 ^A	K1306HD
	Intermediate Shaft.	Q	3,4	K1306 ^A	K1306HD
	Rear Shaft.	Q	5,6	K1306 ^A	K1306HD
	Wheel Joints.	Q	7,8	K297 ^H	K297HD
1971-68	Front Shaft.	Q	1,2	K1306 ^A	K1306HD
	Intermediate Shaft.	Q	3,4	K1306 ^A	K1306HD
	Rear Shaft.	Q	5,6	K1306 ^A	K1306HD
	Wheel Joints- W/ Inside Lock Rings.	Q	7,8	K260 ^G	K260HD
	Wheel Joints- W/ Outside Lock Rings.	Q	7,8	K178	K178HD
1967-61	Front Shaft- W/ 2.125" Yoke [•]	Q	1,2	K1306 ^A	K1306HD
	Front Shaft- W/ 3.000" Yoke [•]	Q	1,2	K1301	
	Intermediate Shaft- W/ 2.125" Yoke [•]	Q	3,4	K1306 ^A	K1306HD
Year Listing Continues					

4 WHEEL DRIVE TRUCKS

^A With grease fitting in end of cup use K1306-1
^B With grease fitting in end of cup use K153-1
^E With grease fitting in end of cup use K3147-1
^G With grease fitting in end of cup use K260HD-1
^H With grease fitting in end of cup use K297HD-1
^J With grease fitting in end of cup use K332HD-1
[•] Measure Inside Yoke



Year/ Model	Make	III.	Location	Standard U-Joint	Heavy Duty U-Joint
DODGE (cont.)					
3/4 TON PICK UP (cont.)					
1967-61	Intermediate Shaft- W/ 3.000" Yoke*	Q	3,4	K1301	
	PTO to Winch.			K170	
	Rear Shaft- W/ 2.125" Yoke*	Q	5,6	K1306 ^A	K1306HD
	Rear Shaft- W/ 3.000" Yoke*	Q	5,6	K1301	
	Wheel Joints- W/ Inside Lock Rings.	Q	7,8	K260 ^G	K260HD
	Wheel Joints- W/ Outside Lock Rings.	Q	7,8	K178	K178HD
1 TON PICK UP					
2005-03	Front Shaft.			N/A ⁽⁵⁾	
	Rear Shaft.			N/A ⁽⁵⁾	
2002-00	Front Shaft.	V	1,2,3	K1203 ^F	K1203HD
	Rear Shaft- 5.9L Eng..	H	4,6	K447A	
	Rear Shaft- 8.0L Eng. or Turbo Diesel- Exc. Quad Cab W/ Long Bed.	H	4,6	K160	K160HD
	Rear Shaft- 8.0L Eng. or Turbo Diesel- Quad Cab W/ Long Bed.	V	4,5,6	K160	K160HD
	Wheel Joints.	H	7,8	K332 ^J	K332HD
	- Centering Yoke Use R2-21-1868 (Front Shaft)				
	- Clamp Kit K37028 Fits K447A				
	- Clamp Kit K37028 Fits K160				
1999-94	Front Shaft.	H	1,2	K1203 ^F	K1203HD
	Front Shaft- Slip Yoke W/ Inside Lock Rings.	H	3	K1309	K1309HD
	Front Shaft- Slip Yoke W/ Outside Lock Rings.	H	3	K355	
	Rear Shaft- Exc. Turbo Diesel or V-10.	H	4,6	K178	K178HD
	Rear Shaft- W/ Turbo Diesel or V-10.	H	4,6	K160	K160HD
	Wheel Joints.	V	7,8	K332 ^J	K332HD
	- Centering Yoke Use R2-21-1868 (Front Shaft)				
	- Clamp Kit K37028 Fits K178				
	- Clamp Kit K37028 Fits K160				
1993-92	Front Shaft.	V	1,2	K3147 ^E	K3147HD
Year Listing Continues					

⁽⁵⁾ Limited information- Call sales at 800-728-7237 for availability

^A With grease fitting in end of cup use K1306-1

^E With grease fitting in end of cup use K3147-1

^F With grease fitting in end of cup use K1203-1

^G With grease fitting in end of cup use K260HD-1

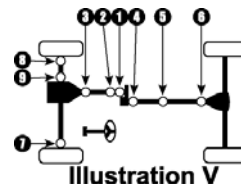
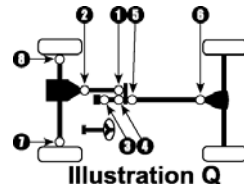
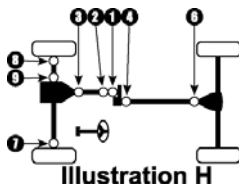
^J With grease fitting in end of cup use K332HD-1

• Measure Inside Yoke

● Measure
Inside Yoke



■ Measure
Outside Yoke



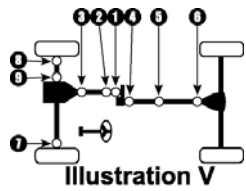
Year/ Model	Make	III.	Location	Standard U-Joint	Heavy Duty U-Joint
----------------	------	------	----------	---------------------	-----------------------

DODGE (cont.)

1 TON PICK UP (cont.)						
1993-92	Front Shaft- Slip Yoke- W/ 2.125" Yoke [•]	V	3	K1306 ^A	K1306HD	
	Front Shaft- Slip Yoke- W/ 2.625" Yoke [•]	V	3	K1309	K1309HD	
	Rear Shaft- W/ 2 Joints- W/ Inside Lock Rings.	V	4,6	K1309	K1309HD	
	Rear Shaft- W/ 2 Joints- W/ Outside Lock Rings.	V	4,5	K160	K160HD	
	Rear Shaft- W/ 3 Joints- W/ Inside Lock Rings.	V	4,5,6	K1309	K1309HD	
	Rear Shaft- W/ 3 Joints- W/ Outside Lock Rings.	V	4,5,6	K160	K160HD	
	Wheel Joints- 3500# Std. Front Axle- 1.188" OD Bearing.	V	7,8	K297 ^H	K297HD	
	Wheel Joints- 4500# HD Front Axle- 1.375" OD Bearing.	V	7,8	K332 ^J	K332HD	
	- Ball Seat Kit Use 403-0 (Front Shaft) - Clamp Kit K27038 Fits K1306 - Clamp Kit K37028 Fits K160					
	1991-90	Front Shaft.	V	1,2 3	K3147 ^E K1306 ^A	K3147HD K1306HD
Rear Shaft- W/ Inside Lock Rings.		V	4,5	K1306 ^A	K1306HD	
Rear Shaft- W/ Outside Lock Rings.		V	4,6	K160	K160HD	
Wheel Joints- 3500# Std. Front Axle- 1.188" OD Bearing.		V	7,8	K297 ^H	K297HD	
Wheel Joints- 4500# HD Front Axle- 1.375" OD Bearing.		V	7,8	K332 ^J	K332HD	
- Ball Seat Kit Use 403-0 (Front Shaft) - Clamp Kit K27038 Fits K1306 - Clamp Kit K37028 Fits K160						
1989-82	Front Shaft.	V	1,2 3	K3147 ^E K1306 ^A	K3147HD K1306HD	
	Rear Shaft- Front Joint- W/ Inside Lock Rings.	V	4	K1306 ^A	K1306HD	
	Rear Shaft- Front Joint- W/ Outside Lock Rings.	V	4	K160	K160HD	
	Rear Shaft- Middle Joint- If 3 Joint Shaft.	V	5	K1306 ^A	K1306HD	
	Year Listing Continues					

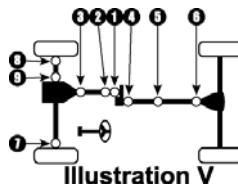
4 WHEEL DRIVE TRUCKS

^A With grease fitting in end of cup use K1306-1
^E With grease fitting in end of cup use K3147-1
^H With grease fitting in end of cup use K297HD-1
^J With grease fitting in end of cup use K332HD-1
[•] Measure Inside Yoke



Year/ Model	Make	III.	Location	Standard U-Joint	Heavy Duty U-Joint	
DODGE (cont.)						
1 TON PICK UP (cont.)						
1989-82	Rear Shaft- Rear Joint- W/ Inside Lock Rings & W/ 2.125" Yoke [•]	V	6	K1306 ^A	K1306HD	
	Rear Shaft- Rear Joint- W/ Inside Lock Rings & W/ 3.000" Yoke [•]	V	6	K1301		
	Rear Shaft- Rear Joint- W/ Outside Lock Rings.	V	6	K160	K160HD	
	Wheel Joints- 3500# Std. Front Axle- 1.188" OD Bearing.	V	7,8	K297 ^H	K297HD	
	Wheel Joints- 4500# HD Front Axle- 1.375" OD Bearing.	V	7,8	K332 ^J	K332HD	
	- Ball Seat Kit Use 403-0 (Front Shaft) - Clamp Kit K27038 Fits K1306 - Clamp Kit K37028 Fits K160					
	1981-77	Front Shaft.	V	1,2 3	K3147 ^E K1306 ^A	K3147HD K1306HD
		Rear Shaft- Front Joint.	V	4	K1306 ^A	K1306HD
		Rear Shaft- Middle Joint- If 3 Joint Shaft.	V	5	K1306 ^A	K1306HD
		Rear Shaft- Rear Joint- W/ 2.125" Yoke [•]	V	6	K1306 ^A	K1306HD
Rear Shaft- Rear Joint- W/ 2.625" Yoke [•]		V	6	K1309	K1309HD	
Wheel Joints- 3500# Std. Front Axle- 1.188" OD Bearing.		V	7,8	K297 ^H	K297HD	
Wheel Joints- 4500# HD Front Axle- 1.375" OD Bearing.		V	7,8	K332 ^J	K332HD	
- Ball Seat Kit Use 403-0 (Front Shaft) - Clamp Kit K27038 Fits K1306						
1976-75		Front Shaft- W/ Inside Lock Rings.	V	1,2 3	K3147 ^E K1306 ^A	K3147HD K1306HD
		Front Shaft- W/ Outside Lock Rings.	V	1,2,3	K153 ^B	K153HD
	Year Listing Continues					

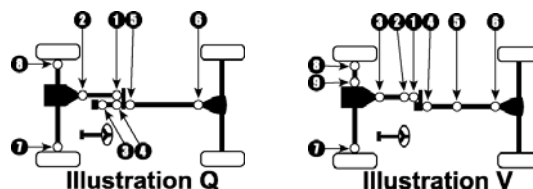
^A With grease fitting in end of cup use K1306-1
^B With grease fitting in end of cup use K153-1
^E With grease fitting in end of cup use K3147-1
^H With grease fitting in end of cup use K297HD-1
^J With grease fitting in end of cup use K332HD-1
[•] Measure Inside Yoke



Year/ Model	Make	III.	Location	Standard U-Joint	Heavy Duty U-Joint
DODGE (cont.)					
1 TON PICK UP (cont.)					
1976-75	Rear Shaft- Front Joint.	V	4	K1306 ^A	K1306HD
	Rear Shaft- Middle Joint- If 3 Joint Shaft.	V	5	K1306 ^A	K1306HD
	Rear Shaft- Rear Joint- W/ 2.125" Yoke [•]	V	6	K1306 ^A	K1306HD
	Rear Shaft- Rear Joint- W/ 2.625" Yoke [•]	V	6	K1309	K1309HD
	Rear Shaft- Rear Joint- W/ 3.000" Yoke [•]	V	6	K1301	
	Wheel Joints- 3500# Std. Front Axle- 1.188" OD Bearing.	V	7,8	K297 ^H	K297HD
	Wheel Joints- 4500# HD Front Axle- 1.375" OD Bearing.	V	7,8	K332 ^J	K332HD
<ul style="list-style-type: none"> - Ball Seat Kit Use 403-0 W/Inside Lock Rings - Clamp Kit K27038 Fits K1306 - Centering Yoke Use R2-21-1355 W/Outside Lock Rings 					
1974-73	Front Shaft.	Q	1,2	K1301	
	Middle Shaft.	Q	3,4	K1301	
	Rear Shaft.	Q	5,6	K1301	
1972	Front Shaft.	Q	1,2	K1301	
	Middle Shaft.	Q	3	K1309	K1309HD
			4	K1301	
	Rear Shaft.	Q	5,6	K1301	
1971-59	Exc. Military- W/ 126" W.B.- Front Shaft.	Q	1,2	K1300	
	Exc. Military- W/ 126" W.B.- Intermediate Shaft.	Q	3,4	K1301	
	Exc. Military- W/ 126" W.B.- PTO to Winch.			K1300	
	Exc. Military- W/ 126" W.B.- Rear Shaft.	Q	5,6	K1300	
	Exc. Military- W/ 129" or 133" W.B.- Front Shaft.	Q	1,2	K1301	
	Exc. Military- W/ 129" or 133" W.B.- Intermediate Shaft.	Q	3,4	K1301	
	Exc. Military- W/ 129" or 133" W.B.- PTO to Winch.			K170	
	Exc. Military- W/ 129" or 133" W.B.- Rear Shaft.	Q	5,6	K1301	
	Military Models- Front Shaft.	Q	1,2	K1300	
	Military Models- Intermediate Shaft.	Q	3,4	K1301	
Year Listing Continues					

4 WHEEL DRIVE TRUCKS

^A With grease fitting in end of cup use K1306-1
^H With grease fitting in end of cup use K297HD-1
^J With grease fitting in end of cup use K332HD-1
[•] Measure Inside Yoke



Year/ Model	Make	III.	Location	Standard U-Joint	Heavy Duty U-Joint
----------------	------	------	----------	---------------------	-----------------------

DODGE (cont.)

1 TON PICK UP (cont.)

1971-59	Military Models- Rear Shaft.	Q	5,6	K1300	
1958	Exc. Military- W/ 126" W.B.- Front Shaft.	Q	1,2	K1300	
	Exc. Military- W/ 126" W.B.- Intermediate Shaft.	Q	3,4	K1301	
	Exc. Military- W/ 126" W.B.- PTO to Winch.			K1300	
	Exc. Military- W/ 126" W.B.- Rear Shaft.	Q	5,6	K1300	
	Exc. Military- W/ 129" W.B.- Front Shaft.	Q	1,2	K1205	
	Exc. Military- W/ 129" W.B.- Intermediate Shaft.	Q	3,4	K1205	
	Exc. Military- W/ 129" W.B.- Rear Shaft.	Q	5,6	K1205	
	Military Models- Front Shaft.	Q	1,2	K1300	
	Military Models- Intermediate Shaft.	Q	3,4	K1301	
	Military Models- Rear Shaft.	Q	5,6	K1300	
1957-46	Exc. Military- W/ 126" W.B.- Front Shaft.	Q	1,2	K1300	
	Exc. Military- W/ 126" W.B.- Intermediate Shaft.	Q	3,4	K1301	
	Exc. Military- W/ 126" W.B.- PTO to Winch.			K1300	
	Exc. Military- W/ 126" W.B.- Rear Shaft.	Q	5,6	K1300	
	Military Models- Front Shaft.	Q	1,2	K1300	
	Military Models- Intermediate Shaft.	Q	3,4	K1301	
	Military Models- Rear Shaft.	Q	5,6	K1300	

FORD

AEROSTAR

1997-90	Front Shaft.	W	1,3	K443 ^C	K443HD
	Rear Shaft.	W	4,6	K153 ^B	K153HD
	Wheel Joints.	W	9,10	K443 ^C	K443HD

BRONCO

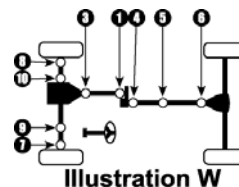
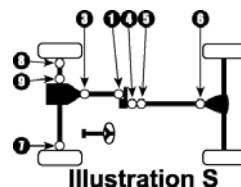
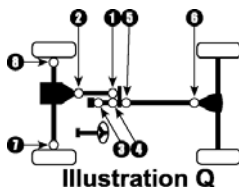
1996-92	Front Shaft.	S	1,3	K1204	K1204HD
	Rear Shaft.	S	4,5,6	K1203 ^F	K1203HD

Year Listing Continues

^B With grease fitting in end of cup use K153-1

^C With grease fitting in end of cup use K443-1

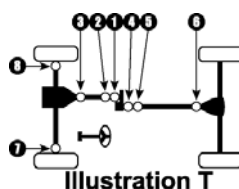
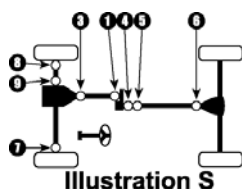
^F With grease fitting in end of cup use K1203-1



Year/ Model	Make	Ill.	Location	Standard U-Joint	Heavy Duty U-Joint
FORD (cont.)					
BRONCO (cont.)					
1987-86	Front Shaft.	S	1	K1203 ^F	K1203HD
			3	K1204	K1204HD
	Rear Shaft.	S	4,5	K1203 ^F	K1203HD
			6	K1204	K1204HD
	Wheel Joints.	S	7,8,9	K297 ^H	K297HD
	<ul style="list-style-type: none"> - U Bolt Kit K29458 Fits K1204 - Centering Yoke Use R2-21-1179 (Rear Shaft) 				
1985-82	Front Shaft.	S	1,3	K1204	K1204HD
	Rear Shaft.	S	4,5	K1203 ^F	K1203HD
			6	K1204	K1204HD
	Wheel Joints.	S	7,8,9	K297 ^H	K297HD
	<ul style="list-style-type: none"> - U Bolt Kit K29458 Fits K1204 - Centering Yoke Use R2-21-1179 (Rear Shaft) 				
1981-80	Front Shaft- Before Serial #GJ0,000.	S	1	K1203 ^F	K1203HD
			3	K1204	K1204HD
	Front Shaft- From Serial #GJ0,001.	S	1	K1204	K1204HD
			3	K1203 ^F	K1203HD
	Rear Shaft.	S	4,5	K1203 ^F	K1203HD
			6	K1204	K1204HD
	Wheel Joints.	S	7,8,9	K297 ^H	K297HD
		<ul style="list-style-type: none"> - U Bolt Kit K29458 Fits K1204 - Centering Yoke Use R2-21-1179 (Rear Shaft) 			
1979	Front Shaft- CV End.	T	1,2	K1203 ^F	K1203HD
	Front Shaft- Front Joint- W/ U-Bolts.	T	3	K1204	K1204HD
	Front Shaft- Front Joint- W/O U-Bolts.	T	3	K1203 ^F	K1203HD
	Rear Shaft.	T	4,5	K1203 ^F	K1203HD
			6	K1204	K1204HD
Year Listing Continues					

^F With grease fitting in end of cup use K1203-1

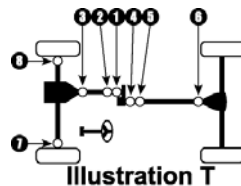
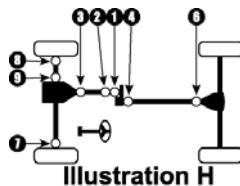
^H With grease fitting in end of cup use K297HD-1



Year/ Model	Make	III.	Location	Standard U-Joint	Heavy Duty U-Joint
FORD (cont.)					
BRONCO (cont.)					
1979	Wheel Joints.	T	7,8	K297 ^H	K297HD
	- Centering Yoke Use R2-21-1179 (Front Shaft)				
	- U Bolt Kit K29458 Fits K1204				
	- Centering Yoke Use R2-21-1179 (Rear Shaft)				
1978	Front Shaft- Exc. 400 V-8- W/ AT.	T	1,2	K278	K153HD
			3	K153 ^B	K153HD
	Front Shaft- W/ 400 V-8- W/AT.	T	1,2	K278	K153HD
			3	K1203 ^F	K1203HD
	Rear Shaft- Exc. 400 V-8- W/ AT.	T	4,5	K278	K153HD
			6	K153 ^B	K153HD
	Rear Shaft- W/ 400 V-8- W/ AT.	T	4,5	K278	K153HD
			6	K1203 ^F	K1203HD
	Wheel Joints.	T	7,8	K297 ^H	K297HD
	- Centering Yoke Use R2-21-1355 (Front & Rear Shaft)				
1977-70	Front Shaft.	T	1,2	K278	K153HD
			3	K1200	K1200HD
	Rear Shaft.	T	4,5	K278	K153HD
			6	K1200	K1200HD
	Wheel Joints.	T	7,8	K260 ^G	K260HD
	- Centering Yoke Use R2-21-1355 (Front & Rear Shaft)				
1969-66	Front Shaft.	T	1,3	K2530	
			2	K2532	
	Rear Shaft.	T	4,6	K2530	
			5	K2532	
	Wheel Joints.	T	7,8	K260 ^G	K260HD
	- Ball Seat Kit Use 512-0 (66 Models)				
BRONCO II					
1990	Front Shaft.	H	1,2	K278	K153HD
			3	K153 ^B	K153HD
Year Listing Continues					

4 WHEEL DRIVE TRUCKS

^B With grease fitting in end of cup use K153-1
^F With grease fitting in end of cup use K1203-1
^G With grease fitting in end of cup use K260HD-1
^H With grease fitting in end of cup use K297HD-1



Year/ Model	Make	Ill.	Location	Standard U-Joint	Heavy Duty U-Joint
----------------	------	------	----------	---------------------	-----------------------

FORD (cont.)

BRONCO II (cont.)

1990	Rear Shaft- Shaft Uses High Speed Boots ⁹	H	4,6	419-80B ^D	
	Wheel Joints- W/ 1.063" OD Bearing.	H	7,8,9	K456 ^K	K456HD
	Wheel Joints- W/ 1.188" OD Bearing.	H	7,8,9	K297 ^H	K297HD
	<ul style="list-style-type: none"> - Centering Yoke Use R2-21-1544 (Front Shaft) - Clamp Kit K27018 Fits K153 - Boot Kit Use 419-21 				
1989-86	Front Shaft.	W	1,3	K153 ^B	K153HD
	Rear Shaft- Shaft Uses High Speed Boots ⁹	W	4,6	419-80B ^D	
	Wheel Joints.	W	7,8,9	K456 ^K	K456HD
- Boot Kit Use 419-21					
1985-83	Front Shaft- W/ 5 Spd. MT (From 9/83).	S	1,3	K153 ^B	K153HD
	Front Shaft- W/ 5 Spd. MT (To 8/83).	S	1	K443 ^C	K443HD
			3	K153 ^B	K153HD
	Front Shaft- W/ AT or 4 Spd. MT.	S	1,3	K153 ^B	K153HD
	Rear Shaft- CV at Both Ends.	J	4,5,6,7	K443 ^C	K443HD
	Rear Shaft- CV at One End.	S	4,5,6	K443 ^C	K443HD
	Wheel Joints.	S	7,8,9	K456 ^K	K456HD
<ul style="list-style-type: none"> - Centering Yoke Use R2-21-1342 (Rear Shaft) - Centering Yoke Use R2-21-1489 (Rear Shaft) 					

ESCAPE

2005	Exc. Hybrid - Front Joint Using High Speed Boot ⁹	B	1	N/A ⁽⁵⁾	
			2,3	K153 ^B	K153HD
	Hybrid.			N/A ⁽⁵⁾	
- Clamp Kit K27018 Fits K153					
2004-01	Front Joint Using High Speed Boot ⁹	B	1	N/A ⁽⁵⁾	
			2,3	K153 ^B	K153HD
- Clamp Kit K27018 Fits K153					

EXCURSION

2004-02	Front Shaft.	H	1,2,3	K178	K178HD
	Rear Shaft- 5.4L.	H	4,6	K178	K178HD

Year Listing Continues

⁽⁵⁾ Limited information- Call sales at 800-728-7237 for availability

⁹ See "High Speed Boot Kits" in the Reference Materials

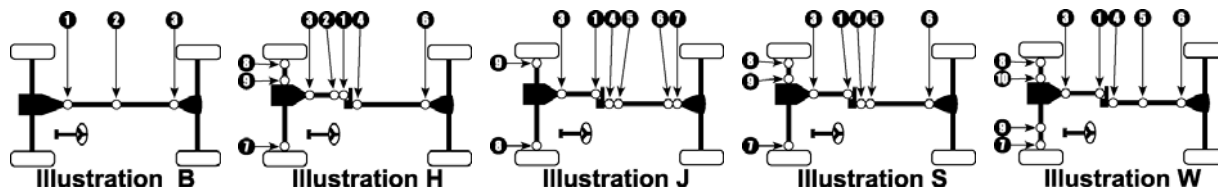
^B With grease fitting in end of cup use K153-1

^C With grease fitting in end of cup use K443-1

^D See "C.V. Joint Information" in the Reference Materials

^H With grease fitting in end of cup use K297HD-1

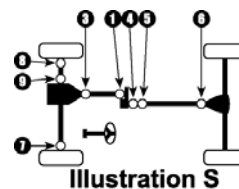
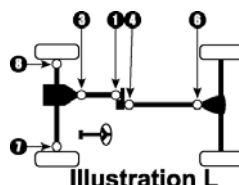
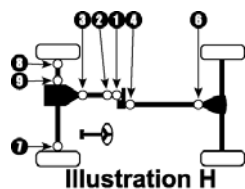
^K With grease fitting in end of cup use K456HD-1



Year/ Model	Make	Ill.	Location	Standard U-Joint	Heavy Duty U-Joint
FORD (cont.)					
EXCURSION (cont.)					
2004-02	Rear Shaft- 6.0L Diesel & 7.3L Diesel.	H	4,6	K160	K160HD
	Rear Shaft- 6.8L.	H	4,6	K178	K178HD
	Wheel Joints.	H	7,8	K332	K332HD
<i>- Centering Yoke Use R3-21-2024 (W/ Center Line Of H-Yoke 2 7/8")</i>					
2001	Front Shaft.	H	1,2,3	K178	K178HD
	Rear Shaft- 5.4L.	H	4,6	K178	K178HD
	Rear Shaft- 6.8L- W/ 3.875" Yoke [■]	H	4,6	K178	K178HD
	Rear Shaft- 6.8L- W/ 4.438" Yoke [■]	H	4,6	K160	K160HD
	Rear Shaft- 7.3L Diesel.	H	4,6	K160	K160HD
	Wheel Joints.	H	7,8	K332	K332HD
<i>- Centering Yoke Use R3-21-2024 (W/ Center Line Of H-Yoke 2 7/8")</i>					
2000	Front Shaft.	H	1,2,3	K178	K178HD
	Rear Shaft- 5.4L.	H	4,6	K178	K178HD
	Rear Shaft- Exc. 5.4L.	H	4,6	K160	K160HD
	Wheel Joints.	H	7,8	K332	K332HD
<i>- Ball Seat Kit Use 403-0</i>					
<i>- Centering Yoke Use R3-21-7324 (W/ Center Line Of H-Yoke 3 1/2")</i>					
EXPEDITION					
2005-03	Front Shaft.	L	1,3	K1203 ^F	K1203HD
	Rear Shaft.	L	4,6	K178	K178HD
2002-00	Front Shaft.	L	1,3	K1203 ^F	K1203HD
	Rear Shaft- 4.6L.	L	4,6	K1203 ^F	K1203HD
	Rear Shaft- 5.4L.	L	4,6	K178	K178HD
1999-97	Front Shaft.	L	1,3	K1203 ^F	K1203HD
	Rear Shaft- 2 Joint Shaft- 4.6L.	L	4,6	K1203 ^F	K1203HD
	Rear Shaft- 2 Joint Shaft- 5.4L.	L	4,6	K178	K178HD
	Rear Shaft- 3 Joint Shaft- 4.6L.	S	4,5,6	K1203 ^F	K1203HD
	Rear Shaft- 3 Joint Shaft- 5.4L.	S	4,5,6	K178	K178HD
<i>- Centering Yoke Use R2-21-1996 (Rear Shaft)- 4.6L</i>					
<i>- Centering Yoke Use R3-21-2019 (Rear Shaft)- 5.4L</i>					

4 WHEEL DRIVE TRUCKS

^F With grease fitting in end of cup use K1203-1
[■] Measure Outside Yoke



Year/ Model	Make	III.	Location	Standard U-Joint	Heavy Duty U-Joint	
FORD (cont.)						
EXPLORER						
2005	Front Shaft - Rear Joint Uses High Speed Boot ⁹	U	1	427-80 ^D		
			3	K153 ^B	K153HD	
	Rear Shaft - Exc. Sport Trac.			N/A ⁽⁵⁾		
	Rear Shaft - Sport Trac.	U	4,6	K1203 ^F	K1203HD	
	- Boot Kit Use 427-21A (Front Shaft) - Clamp Kit K27018 Fits K153					
2004	Front Shaft - Rear Joint Uses High Speed Boot ⁹	U	1	427-80 ^D		
			3	K153 ^B	K153HD	
		Rear Shaft - Exc. Sport Trac - from 7/16/04.			N/A ⁽⁵⁾	
		Rear Shaft - Exc. Sport Trac - thru 7/15/04.	U	4,6	K1203 ^F	K1203HD
	Rear Shaft - Sport Trac.	U	4,6	K1203 ^F	K1203HD	
	- Boot Kit Use 427-21A (Front Shaft) - Clamp Kit K27018 Fits K153					
2003-97	Front Shaft - Rear Joint Uses High Speed Boot ⁹	U	1	427-80 ^D		
			3	K153 ^B	K153HD	
		Rear Shaft.	U	4,6	K1203 ^F	K1203HD
	- Boot Kit Use 427-21A (Front Shaft) - Clamp Kit K27018 Fits K153					
1996	Front Shaft - 4.0L- W/O Circular Flange at T.C.	T	1,2	K278	K153HD	
			3	K153 ^B	K153HD	
	Front Shaft - 5.0L- W/ Circular Flange at T.C.	T	1,2	K278	K153HD	
			3	K153HD ^B		
					K153 ^B	K153HD
		Rear Shaft - 2 Door Models.	T	4,5	K278 ^B	K153HD
	Rear Shaft - 4 Door Models.	U	6 4,6	K1203 ^F K1203 ^F	K1203HD K1203HD	
	- Centering Yoke Use R2-21-1544 (Front Shaft) - Clamp Kit K27018 Fits K153 - Centering Yoke Use R2-21-1543 (Rear Shaft)					
1995	Front Shaft.	T	1,2	K278	K153HD	
			3	K153 ^B	K153HD	
Year Listing Continues						

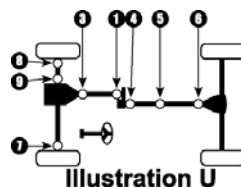
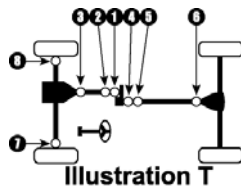
⁽⁵⁾ Limited information- Call sales at 800-728-7237 for availability

⁹ See "High Speed Boot Kits" in the Reference Materials

^B With grease fitting in end of cup use K153-1

^D See "C.V. Joint Information" in the Reference Materials

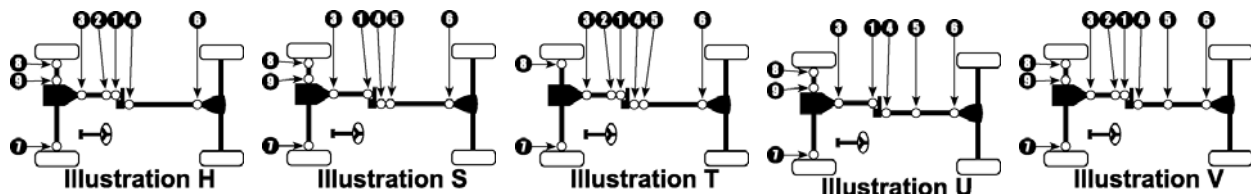
^F With grease fitting in end of cup use K1203-1



Year/ Model	Make	III.	Location	Standard U-Joint	Heavy Duty U-Joint
FORD (cont.)					
EXPLORER (cont.)					
1995	Rear Shaft - 2 Door Models.	T	4,5 6	K278 ^B K1203 ^F	K153HD K1203HD
	Rear Shaft - 4 Door Models.	U	4,6	K1203 ^F	K1203HD
	- Centering Yoke Use R2-21-1544 (Front Shaft)				
	- Clamp Kit K27018 Fits K153				
	- Centering Yoke Use R2-21-1543 (Rear Shaft)				
1994-91	Front Shaft.	H	1,2 3	K278 K153 ^B	K153HD K153HD
	Rear Shaft - Exc. 4 Door MT.	H	4,6	K153 ^B	K153HD
	Rear Shaft - W/ 4 Door & MT.	H	4,6	K1203 ^F	K1203HD
	Wheel Joints - W/ 1.063" OD Bearing.	H	7,8,9	K456 ^K	K456HD
	Wheel Joints - W/ 1.188" OD Bearing.	H	7,8,9	K297 ^H	K297HD
	- Centering Yoke Use R2-21-1544 (Front Shaft)				
	- Clamp Kit K27018 Fits K153				
RANGER					
2005-98	Front Shaft- Rear Joint Uses High Speed Boot ⁹	S	1 3	427-80 ^D K153 ^B	K153HD K1203HD
	Rear Shaft.	S	4,6	K1203	K1203HD
	- Boot Kit Use 427-21A (Front Shaft)				
	- Clamp Kit K27018 Fits K153				
1997-95	Front Shaft.	T	1,2 3	K278 ^B K153 ^B	K153HD K153HD
	Rear Shaft- Regular Cab- Long Bed.	H	4,6	K1203 ^F	K1203HD
	Rear Shaft- Regular Cab- Short Bed.	T	4,5 6	K153 ^B	K153HD
	Rear Shaft- SuperCab.	V	4,5,6	K153 ^B	K153HD
	Wheel Joints.	T	7,8,9	K297 ^H	K297HD
	- Centering Yoke Use R2-21-1544 (Front Shaft)				
	- Centering Yoke Use R2-21-1543 (Rear Shaft)				
1994-90	Front Shaft.	T	1,2 3	K278 ^B K153 ^B	K153HD K153HD
	Year Listing Continues				

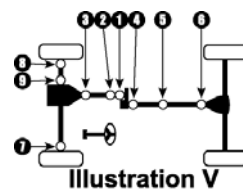
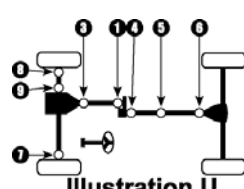
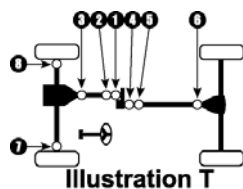
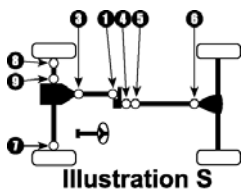
4 WHEEL DRIVE TRUCKS

⁹ See "High Speed Boot Kits" in the Reference Materials
^B With grease fitting in end of cup use K153-1
^D See "C.V. Joint Information" in the Reference Materials
^F With grease fitting in end of cup use K1203-1
^H With grease fitting in end of cup use K297HD-1
^K With grease fitting in end of cup use K456HD-1



Year/ Model	Make	III.	Location	Standard U-Joint	Heavy Duty U-Joint
FORD (cont.)					
RANGER (cont.)					
1994-90	Rear Shaft- Regular Cab- Long Bed.	H	4,6	K153 ^B	K153HD
	Rear Shaft- Regular Cab- Short Bed.	T	4,5 6	K278 K153 ^B	K153HD
	Rear Shaft- SuperCab.	V	4,5,6	K153 ^B	K153HD
	Wheel Joints- W/ 1.063" OD Bearings.	T	7,8,9	K456 ^H	K456HD
	Wheel Joints- W/ 1.188" OD Bearing.	T	7,8,9	K297 ^H	K297HD
	- Centering Yoke Use R2-21-1544 (Front Shaft) - Centering Yoke Use R2-21-1543 (Rear Shaft)				
1989	Front Shaft- W/ 2.688" Yokes [■]	S	1,3	K443 ^C	K443HD
	Front Shaft- W/ 3.500" Yokes [■]	S	1,3	K1200	K1200HD
	Rear Shaft- Regular Cab- 6' Box.	S	4,5 6	K278 K153 ^B	K153HD
	Rear Shaft- SuperCab.	S	4,5,6	K443 ^C	K443HD
	Wheel Joints.	S	7,8,9	K456 ^K	K456HD
	- Centering Yoke Use R2-21-1489 (Rear Shaft) - Centering Yoke Use R2-21-1543 (Rear Shaft)				
1988	Front Shaft- Exc. STX Package.	U	1,3	K153 ^B	K153HD
	Front Shaft- W/ STX Package.	U	1,3	K443 ^C	K443HD
	Rear Shaft- Regular Cab- 6' Box.	S	4,5,6	K443 ^C	K443HD
	Rear Shaft- Regular Cab- 7' Box.	U	4,6	K443 ^C	K443HD
	Rear Shaft- SuperCab- W/ 2 Joint Shaft.	U	4,6	K443 ^C	K443HD
	Rear Shaft- SuperCab- W/ 3 Joint Shaft.	U	4,5,6	K443 ^C	K443HD
	Wheel Joints.	U	7,8,9	K456 ^K	K456HD
	- Centering Yoke Use R2-21-1342 (Rear Shaft)				
1987	Front Shaft- Exc. STX Package.	U	1,3	K153 ^B	K153HD
	Front Shaft- W/ STX Package.	U	1,3	K443 ^C	K443HD
	Rear Shaft- Regular Cab- 6' Box.	S	4,5,6	K443 ^C	K443HD
	Rear Shaft- Regular Cab- 7' Box or SuperCab.	U	4,6	K443 ^C	K443HD
	Wheel Joints.	U	7,8,9	K456 ^K	K456HD
	- Centering Yoke Use R2-21-1342 (Rear Shaft)				
Year Listing Continues					

^B With grease fitting in end of cup use K153-1
^C With grease fitting in end of cup use K443-1
^H With grease fitting in end of cup use K297HD-1
^K With grease fitting in end of cup use K456HD-1
[■] Measure Outside Yoke



Year/ Model	Make	III.	Location	Standard U-Joint	Heavy Duty U-Joint
FORD (cont.)					
RANGER (cont.)					
1986	Front Shaft.	U	1,3	K153 ^B	K153HD
	Rear Shaft- Regular Cab.	U	4,6	K443 ^C	K443HD
	Rear Shaft- SuperCab- Exc. 5 Spd. MT.	S	4,5,6	K443 ^C	K443HD
	Rear Shaft- SuperCab- W/ 5 Spd. MT.	U	4	K1203 ^F	K1203HD
	Wheel Joints.	U	6 7,8,9	K1204 K456 ^K	K1204HD K456HD
	<i>- Centering Yoke Use R2-21-1342 (Rear Shaft)</i>				
1985	Front Shaft.	U	1,3	K1200	K1200HD
	Rear Shaft- Regular Cab- 6' Box.	S	4,5,6	K443 ^C	K443HD
	Rear Shaft- Regular Cab- 7' Box.	U	4,6	K443 ^C	K443HD
	Wheel Joints.	U	7,8,9	K456 ^K	K456HD
	<i>- Centering Yoke Use R2-21-1342 (Rear Shaft)</i>				
1984-83	Front Shaft- W/ 5 Spd. MT.	U	1 3	K443 ^C K153 ^B	K443HD K153HD
	Front Shaft- W/ AT or 4 Spd. MT.	U	1,3	K153 ^B	K153HD
	Rear Shaft- Regular Cab- 6' Box.	S	4,5,6	K443 ^C	K443HD
	Rear Shaft- Regular Cab- 7' Box.	U	4,6	K443 ^C	K443HD
	Wheel Joints.	U	7,8,9	K456 ^K	K456HD
		<i>- Centering Yoke Use R2-21-1342 (Rear Shaft)</i>			
1/2 TON PICK UP					
2005	Front Shaft.			N/A ⁽⁵⁾	
	Rear Shaft.			N/A ⁽⁵⁾	
2004-97	Front Shaft.	L	1,3	K1203 ^F	K1203HD
	Rear Shaft- Exc. Regular Cab- Short Bed.	L	4,6	K178	K178HD
	Rear Shaft- Regular Cab- Short Bed- AT- 4.2L or 4.6L.	S	4,5,6	K1203 ^F	K1203HD
	Rear Shaft- Regular Cab- Short Bed- AT- 5.4L.	S	4,5,6	K178	K178HD
	Rear Shaft- Regular Cab- Short Bed- MT.	S	4,5,6	K1203 ^F	K1203HD
	<i>- Centering Yoke Use R2-21-1996 (Rear Shaft)- With K1203 U-Joints</i>				
	<i>- Centering Yoke Use R3-21-2019 (Rear Shaft)- With K178 U-Joints</i>				
Year Listing Continues					

4 WHEEL DRIVE TRUCKS

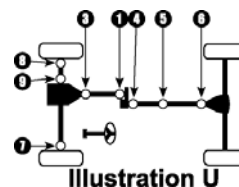
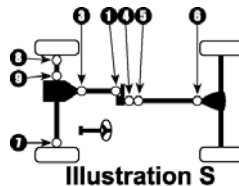
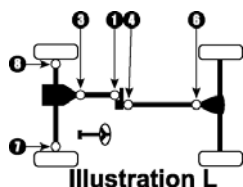
⁽⁵⁾ Limited information- Call sales at 800-728-7237 for availability

^B With grease fitting in end of cup use K153-1

^C With grease fitting in end of cup use K443-1

^F With grease fitting in end of cup use K1203-1

^K With grease fitting in end of cup use K456HD-1



Year/ Model	Make	III.	Location	Standard U-Joint	Heavy Duty U-Joint
FORD (cont.)					
1/2 TON PICK UP (cont.)					
1996-92	Front Shaft.	U	1,3	K1204	K1204HD
	Rear Shaft- W/ 2 Joints- W/ U-Bolts.	U	4,6	K1204	K1204HD
	Rear Shaft- W/ 2 Joints- W/O U-Bolts.	U	4,6	K1203 ^F	K1203HD
	Rear Shaft- W/ 3 Joints.	U	4,5,6	K1203 ^F	K1203HD
	Wheel Joints.	U	7,8,9	K297 ^H	K297HD
<i>- U Bolt Kit K29458 Fits K1204</i>					
1991	Front Shaft.	U	1,3	K1204	K1204HD
	Rear Shaft- W/ 2 Joint Shaft- W/ 3 Spd. Auto, 4 Spd. Auto or Std. 5 Spd. MT.	U	4 6	K1203 ^F K1204	K1203HD K1204HD
	Rear Shaft- W/ 2 Joint Shaft- W/ 4 Spd. Auto. or HD 5 Spd. MT.	U	4,6	K1203 ^F	K1203HD
	Rear Shaft- W/ 3 Joint Shaft.	U	4,5,6	K1203 ^F	K1203HD
	Wheel Joints.	U	7,8,9	K297 ^H	K297HD
<i>- U Bolt Kit K29458 Fits K1204</i>					
1990	Front Shaft.	U	1,3	K1204	K1204HD
	Rear Shaft- Exc. SuperCab-W/ U-Bolts at Trans.	U	4,6	K1204	K1204HD
	Rear Shaft- Exc. SuperCab-W/O U-Bolts at Trans.	U	4	K1203 ^F	K1203HD
			6	K1204	K1204HD
	Rear Shaft- SuperCab- Long Bed.	U	4,5	K1203 ^F	K1203HD
			6	K1204	K1204HD
Rear Shaft- SuperCab- Short Bed.	U	4	K1203 ^F	K1203HD	
		6	K1204	K1204HD	
Wheel Joints.	U	7,8,9	K297 ^H	K297HD	
<i>- U Bolt Kit K29458 Fits K1204</i>					
1989-88	Front Shaft.	U	1,3	K1204	K1204HD
	Rear Shaft- Reg. Cab- Short Bed- To 2/89- 5 Spd. MT.	U	4,6	K1204	K1204HD
	Rear Shaft- Reg. Cab- Short Bed- To 2/89- Exc. 5 Spd. MT.	U	4 6	K1203 ^F K1204	K1203HD K1204HD
	Rear Shaft- W/ 2 Joints- From 2/89.	U	4,6	K1203 ^F	K1203HD
Year Listing Continues					

^F With grease fitting in end of cup use K1203-1
^H With grease fitting in end of cup use K297HD-1

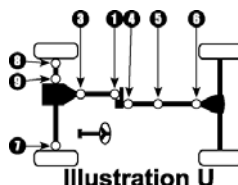
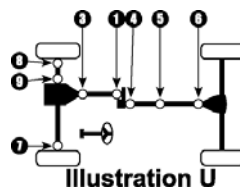


Illustration U

Year/ Model	Make	III.	Location	Standard U-Joint	Heavy Duty U-Joint
FORD (cont.)					
1/2 TON PICK UP (cont.)					
1989-88	Rear Shaft- W/ 2 Joints- To 2/89- Exc. Reg. Cab- Short Bed.	U	4 6	K1203 ^F K1204	K1203HD K1204HD
	Rear Shaft- W/ 3 Joints.	U	4,5 6	K1203 ^F K1204	K1203HD K1204HD
	Wheel Joints.	U	7,8,9	K297 ^H	K297HD
	<i>- U Bolt Kit K29458 Fits K1204</i>				
1987	Front Shaft.	U	1 3	K1203 ^F K1204	K1203HD K1204HD
	Rear Shaft- W/ 2 Joint.	U	4 6	K1203 ^F K1204	K1203HD K1204HD
	Rear Shaft- W/ 3 Joints- Exc. W/ Part Time Transfer Case.	U	4,5 6	K1203 ^F K1204	K1203HD K1204HD
	Rear Shaft- W/ 3 Joints- Part Time Transfer Case.	U	4,6 5	K1204 K1203 ^F	K1204HD K1203HD
	<i>- U Bolt Kit K29458 Fits K1204</i>				
1987-86	Wheel Joints.	U	7,8,9	K297 ^H	K297HD
1986	Front Shaft.	U	1 3	K1203 ^F K1204	K1203HD K1204HD
	Rear Shaft- W/ 2 Joint.	U	4 6	K1203 ^F K1204	K1203HD K1204HD
	Rear Shaft- W/ 3 Joints.	U	4,5 6	K1203 ^F K1204	K1203HD K1204HD
	<i>- U Bolt Kit K29458 Fits K1204</i>				
	1985	Front Shaft.	U	1,3	K1204
Rear Shaft- Crew Cab- Exc. W/ Auto OD Trans. & 4.11 Rear Axle Ratio.		U	4,6 5	K1204 K1203 ^F	K1204HD K1203HD
Rear Shaft- Crew Cab- W/ Auto OD Trans. & 4.11 Rear Axle Ratio.		U	4,6 5	K1203 ^F K1204	K1203HD K1204HD
Year Listing Continues					

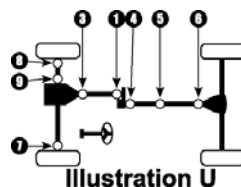
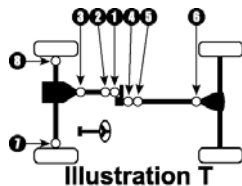
4 WHEEL DRIVE TRUCKS

^F With grease fitting in end of cup use K1203-1
^H With grease fitting in end of cup use K297HD-1



Year/ Model	Make	III.	Location	Standard U-Joint	Heavy Duty U-Joint	
FORD (cont.)						
1/2 TON PICK UP (cont.)						
1985	Rear Shaft- Exc. Crew Cab- Front Joint- W/ 2- 1.053" & 2- 1.125" OD Bearings.	U	4,6	K1204	K1204HD	
	Rear Shaft- Exc. Crew Cab- Front Joint- W/ 4- 1.063" OD Bearings.	U	4 6	K1203 ^F K1204	K1203HD K1204HD	
	Wheel Joints. <i>- U Bolt Kit K29458 Fits K1204</i>	U	7,8,9	K297 ^H	K297HD	
1984-82	Front Shaft.	U	1,3	K1204	K1204HD	
	Rear Shaft- Crew Cab.	U	4,6 5	K1204 K1203 ^F	K1204HD K1203HD	
	Rear Shaft- Exc. Crew Cab (From 2/84).	U	4 6	K1203 ^F K1204	K1203HD K1204HD	
	Rear Shaft- Exc. Crew Cab (To 1/84).	U	4,6	K1204	K1204HD	
	Wheel Joints.	U	7,8,9	K297 ^H	K297HD	
1981-80	Front Shaft- From Serial #GJ0,001.	U	1 3	K1204 K1203 ^F	K1204HD K1203HD	
	Front Shaft- To Serial #GJ0,001.	U	1 3	K1203 ^F K1204	K1203HD K1204HD	
	Rear Shaft- Crew Cab- W/ AT.	U	4,5 6	K1203 ^F K1204	K1203HD K1204HD	
	Rear Shaft- Crew Cab- W/ MT (From 3/16/81).	U	4,5 6	K1203 ^F K1204	K1203HD K1204HD	
	Rear Shaft- Crew Cab- W/ MT (To 3/15/81).	U	4 5,6	K1203 ^F K1204	K1203HD K1204HD	
	Rear Shaft- Exc. Crew Cab.	U	4 6	K1203 ^F K1204	K1203HD K1204HD	
	Wheel Joints. <i>- U Bolt Kit K29458 Fits K1204</i>	U	7,8,9	K297 ^H	K297HD	
	1979	Front Shaft- W/ Full Time Transfer Case.	T	1,2,3	K1203 ^F	K1203HD
		Front Shaft- W/ Part Time Transfer Case.	T	1,3	K1203 ^F	K1203HD
	Year Listing Continues					

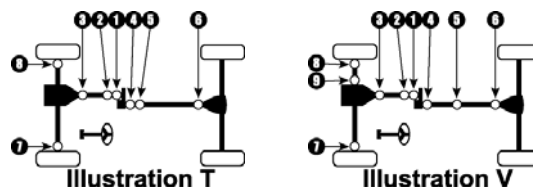
^F With grease fitting in end of cup use K1203-1
^H With grease fitting in end of cup use K297HD-1



Year/ Model	Make	III.	Location	Standard U-Joint	Heavy Duty U-Joint	
FORD (cont.)						
1/2 TON PICK UP (cont.)						
1979	Rear Shaft- W/ 116" W.B.- W/ 3 Joints.	T	4,5	K1203 ^F	K1203HD	
			6	K1204	K1204HD	
	Rear Shaft- W/ 133" or 116" W.B.- W/ 2 Joints.	T	4	K1203 ^F	K1203HD	
			6	K1204	K1204HD	
	Rear Shaft- W/ 155" W.B..	V	4,5	K1203 ^F	K1203HD	
			6	K1204	K1204HD	
	Wheel Joints.	T	7,8	K297 ^H	K297HD	
	- Centering Yoke Use R2-21-1179 (Front Shaft)					
	- Centering Yoke Use R2-21-1179 (Rear Shaft)					
	- U Bolt Kit K29458 Fits K1204					
1978	Front Shaft- W/ Full Time Transfer Case- Front Joint W/ 3.500" Yoke [■]	T	1,2	K278	K153HD	
			3	K153 ^B	K153HD	
	Front Shaft- W/ Full Time Transfer Case- Front Joint W/ 3.875" Yoke [■]	T	1,2	K278	K153HD	
			3	K1203 ^F	K1203HD	
	Front Shaft- W/ Part Time Transfer Case- W/ 3.500" Yokes [■]	T	1,3	K153 ^B	K153HD	
	Front Shaft- W/ Part Time Transfer Case- W/ 3.875" Yokes [■]	T	1,3	K1203 ^F	K1203HD	
	Rear Shaft- W/ Full Time Transfer Case- Exc. 400 V-8.	T	4,6	K153 ^B	K153HD	
	Rear Shaft- W/ Full Time Transfer Case- W/ 400 V-8. . .	T	4,6	K1203	K1203HD	
	Rear Shaft- W/ Part Time Transfer Case- W/ 2 Joints. . .	T	4	K153 ^B	K153HD	
			6	K1203 ^F	K1203HD	
1977	Rear Shaft- W/ Part Time Transfer Case- W/ 3 Joints. . .	T	4,5	K278	K153HD	
			6	K1203 ^F	K1203HD	
	Wheel Joints.	T	7,8	K297 ^H	K297HD	
	- Centering Yoke Use R2-21-1355 (Front Shaft)					
	Front Shaft- W/ Full Time Transfer Case.	V	1,2	K278	K153HD	
			3	K153 ^B	K153HD	
	Front Shaft- W/ Part Time Transfer Case.	V	1,3	K153 ^B	K153HD	
	Year Listing Continues					

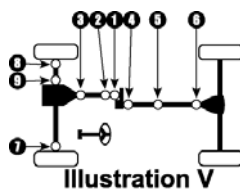
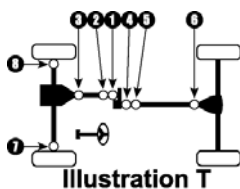
4 WHEEL DRIVE TRUCKS

^B With grease fitting in end of cup use K153-1
^F With grease fitting in end of cup use K1203-1
^H With grease fitting in end of cup use K297HD-1
[■] Measure Outside Yoke



Year/ Model	Make	III.	Location	Standard U-Joint	Heavy Duty U-Joint
FORD (cont.)					
1/2 TON PICK UP (cont.)					
1977	Rear Shaft- W/ 2 Joints.	V	4,6	K153 ^B	K153HD
	Rear Shaft- W/ CV- W/ 3 Joints & 3.500" Rear Yoke [■] . . .	T	4,5	K278	K153HD
			6	K153 ^B	K153HD
	Rear Shaft- W/ CV- W/ 3 Joints & 3.875" Rear Yoke [■] . . .	T	4,5	K278	K153HD
			6	K1203 ^F	K1203HD
	Rear Shaft- W/O CV- W/ 3 Joints- W/ 3.500" Rear Yoke [■]	V	4,5,6	K153 ^B	K153HD
1976	Rear Shaft- W/O CV- W/ 3 Joints- W/ 3.875" Rear Yoke [■]	V	4,5	K153 ^B	K153HD
			6	K1203 ^F	K1203HD
	Wheel Joints.	V	7,8	K297 ^H	K297HD
	- Centering Yoke Use R2-21-1355 (Front Shaft)				
	Front Shaft- W/ Full Time Transfer Case.	V	1,2	K278	K153HD
			3	K153 ^B	K153HD
1975-74	Front Shaft- W/ Part Time Transfer Case.	V	1,3	K153 ^B	K153HD
	Rear Shaft- W/ 2 Joints.	V	4,6	K153 ^B	K153HD
	Rear Shaft- W/ 3 Joints- W/ CV.	T	4,5	K278	K153HD
			6	K153 ^B	K153HD
	Rear Shaft- W/ 3 Joints- W/O CV.	V	4,5,6	K153 ^B	K153HD
	Wheel Joints.	V	7,8	K297 ^H	K297HD
- Centering Yoke Use R2-21-1355 (Front Shaft)					
1975-74	Front Shaft- W/ Full Time Transfer Case.	V	1,2	K278	K153HD
			3	K153 ^B	K153HD
	Front Shaft- W/ Part Time Transfer Case.	V	1,3	K153 ^B	K153HD
	Rear Shaft- W/ 2 Joints.	V	4,6	K153 ^B	K153HD
	Rear Shaft- W/ 3 Joints- Exc. V-8.	V	4,5,6	K153 ^B	K153HD
	Rear Shaft- W/ 3 Joints- W/ V-8- W/ 1.063" & 1.078" OD Bearings.	V	4	K134	K134HD
		5,6	K153 ^B	K153HD	
Rear Shaft- W/ 3 Joints- W/ V-8- W/ 1.063" OD Bearing.	V	4,5,6	K153 ^B	K153HD	
Year Listing Continues					

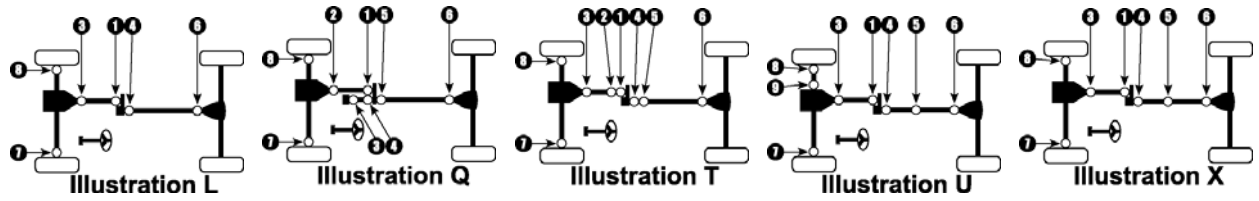
^B With grease fitting in end of cup use K153-1
^F With grease fitting in end of cup use K1203-1
^H With grease fitting in end of cup use K297HD-1
[■] Measure Outside Yoke



Year/ Model	Make	III.	Location	Standard U-Joint	Heavy Duty U-Joint
FORD (cont.)					
1/2 TON PICK UP (cont.)					
1975-74	Wheel Joints.	V	7,8	K297 ^H	K297HD
	<i>- Centering Yoke Use R2-21-1355 (Front Shaft)</i>				
1973-70	Front Shaft.	X	1,3	K153 ^B	K153HD
	Rear Shaft- W/ 2 Joints.	X	4,6	K153 ^B	K153HD
	Rear Shaft- W/ 3 Joints- W/ 1.063" OD Bearing.	X	4,5,6	K153 ^B	K153HD
	Wheel Joints- W/ 1.063" OD Bearing.	X	7,8	K260 ^G	K260HD
	Wheel Joints- W/ 1.188" OD Bearing.	X	7,8	K297 ^H	K297HD
1969-67	Front Shaft- W/ 3.500" & 3.875" Yokes [■]	L	1,3	K134	K134HD
	Front Shaft- W/ 3.500" Yoke [■]	L	1,3	K153 ^B	K153HD
	Rear Shaft- W/ 2 Joints & 3.500" & 3.875" Yokes [■]	L	4,6	K134	K134HD
	Rear Shaft- W/ 2 Joints & 3.500" Yoke [■]	L	4,6	K153 ^B	K153HD
	Rear Shaft- W/ 3 Joints & 3.500" & 3.875" Yokes [■]	U	4,6	K134	K134HD
			5	K153 ^B	K153HD
	Rear Shaft- W/ 3 Joints & 3.500" Yoke [■]	U	4,5,6	K153 ^B	K153HD
	Wheel Joints.	U	7,8	K260 ^G	K260HD
1966	Front Shaft.	L	1,3	K134	K134HD
	Rear Shaft- W/ 2 Joints.	L	4,6	K134	K134HD
	Rear Shaft- W/ 3 Joints.	U	4,6	K134	K134HD
			5	K153 ^B	K153HD
	Wheel Joints.	U	5	K153 ^B	K153HD
		L	7,8	K260 ^G	K260HD
1965-59	Front Shaft.	Q	1,2	K134	K134HD
	Intermediate Shaft.	Q	3,4	K153 ^B	K153HD
	Rear Shaft.	Q	5,6	K134	K134HD
	Wheel Joints- W/ Inside Lock Rings.	Q	7,8	K260 ^G	K260HD
	Wheel Joints- W/ Outside Lock Rings.	Q	7,8	K178	K178HD
3/4 TON PICK UP					
2005	Front Shaft.			N/A ⁽⁵⁾	
	Rear Shaft.			N/A ⁽⁵⁾	
Year Listing Continues					

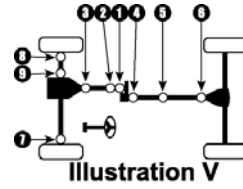
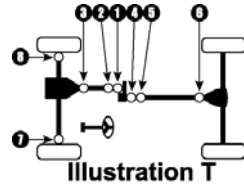
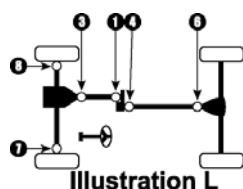
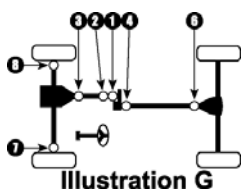
4 WHEEL DRIVE TRUCKS

⁽⁵⁾ Limited information- Call sales at 800-728-7237 for availability
^B With grease fitting in end of cup use K153-1
^G With grease fitting in end of cup use K260HD-1
^H With grease fitting in end of cup use K297HD-1
[■] Measure Outside Yoke



Year/ Model	Make	III.	Location	Standard U-Joint	Heavy Duty U-Joint
FORD (cont.)					
3/4 TON PICK UP (cont.)					
2004-01	Front Shaft.	T	1,2,3	K178	K178HD
	Rear Shaft- 5.4L- 137" or 142" W.B..	T	4,5,6	K178	K178HD
	Rear Shaft- 5.4L- Exc. 137" or 142" W.B..	V	4,5,6	K178	K178HD
	Rear Shaft- 6.0L, 6.8L or 7.3L- 137" or 142" W.B.- W/ 2 Joint Shaft.	G	4,6	K160	K160HD
	Rear Shaft- 6.0L, 6.8L or 7.3L- 137" or 142" W.B.- W/ 3 Joint Shaft.	T	4,5 6	K178 K160	K178HD K160HD
	Rear Shaft- 6.0L, 6.8L or 7.3L- Exc. 137" or 142" W.B..	V	4,5,6	K160	K160HD
	Wheel Joints. - Centering Yoke Use R3-21-2024 (W/ Center Line Of H-Yoke 2 7/8") - Centering Yoke Use R3-21-2025 (Rear Shaft)	V	7,8	K160	K160HD
2000	Front Shaft.	T	1,2,3	K178	K178HD
	Rear Shaft- 5.4L- 137" or 142" W.B..	T	4,5,6	K178	K178HD
	Rear Shaft- 5.4L- Exc. 137" or 142" W.B..	V	4,5,6	K178	K178HD
	Rear Shaft- 6.8L or 7.3L- 137" or 142" W.B.- W/ 2 Joint Shaft.	G	4,6	K160	K160HD
	Rear Shaft- 6.8L or 7.3L- 137" or 142" W.B.- W/ 3 Joint Shaft.	T	4,5 6	K178 K160	K178HD K160HD
	Rear Shaft- 6.8L or 7.3L- Exc. 137" or 142" W.B..	V	4,5,6	K160	K160HD
	Wheel Joints. - Ball Seat Kit Use 403-0 - Centering Yoke Use R3-21-7324 (W/ Center Line Of H-Yoke 3 1/2")	V	7,8	K160	K160HD
1999	Front Shaft- Light Duty.	L	1,3	K1203 ^F	K1203HD
	Front Shaft- Super Duty.	T	1,2,3	K178	K178HD
	Rear Shaft- Light Duty.	L	4,6	K178	K178HD
	Rear Shaft- Super Duty- 5.4L- 137" or 142" W.B..	T	4,5,6	K178	K178HD
Year Listing Continues					

^F With grease fitting in end of cup use K1203-1

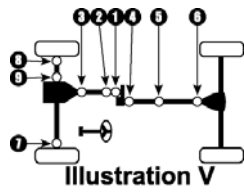
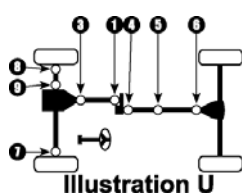
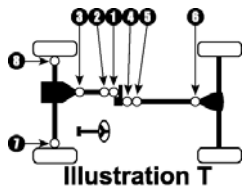
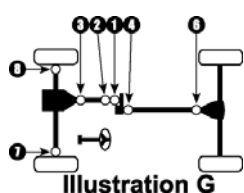


Year/ Model	Make	III.	Location	Standard U-Joint	Heavy Duty U-Joint
FORD (cont.)					
3/4 TON PICK UP (cont.)					
1999	Rear Shaft- Super Duty- 5.4L- Exc. 137" or 142" W.B.	V	4,5,6	K178	K178HD
	Rear Shaft- Super Duty- 6.8L or 7.3L- 137" or 142" W.B.- W/ 3 Joint Shaft.	T	4,5 6	K178 K160	K178HD K160HD
	Rear Shaft- Super Duty- 6.8L or 7.3L- 137" or 142" W.B.- W/ 2 Joint Shaft.	G	4,6	K160	K160HD
	Rear Shaft- Super Duty- 6.8L or 7.3L- Exc. 137" or 142" W.B.	V	4,5,6	K160	K160HD
	Wheel Joints- Super Duty. <i>- Ball Seat Kit Use 403-0</i> <i>- Centering Yoke Use R3-21-7324 (W/ Center Line Of H-Yoke 3 1/2")</i>	V	7,8	K160	K160HD
1998-97	Front Shaft- Heavy Duty.	U	1,3	K1204	K1204HD
	Front Shaft- Light Duty.	U	1,3	K1203 ^F	K1203HD
	Rear Shaft- Heavy Duty- 5.8L- W/ 2 Joints.	U	4 6	K1203 ^F K1204	K1203HD K1204HD
	Rear Shaft- Heavy Duty- 5.8L- W/ 3 Joints.	U	4,5 6	K1203 ^F K1204	K1203HD K1204HD
	Rear Shaft- Heavy Duty- 7.3L or 7.5L- W/ 2 Joints.	U	4,6	K178	K178HD
	Rear Shaft- Heavy Duty- 7.3L or 7.5L- W/ 3 Joints.	U	4,5,6	K178	K178HD
	Rear Shaft- Light Duty.	U	4,6	K178	K178HD
	Wheel Joints- W/ Inside Lock Rings.	U	7,8,9	K297 ^H	K297HD
	Wheel Joints- W/ Outside Lock Rings. <i>- U Bolt Kit K29458 Fits K1204</i> <i>- Clamp Kit K37028 Fits K178</i>	U	7,8,9	K178	K178HD
	1996-90	Front Shaft.	U	1,3	K1204
Rear Shaft- Exc. SuperCab- Exc. 7.3L or 7.5L V-8 W/ MT (Front Joint Using U-Bolts).		U	4,6	K1204	K1204HD
Rear Shaft- Exc. SuperCab- Exc. 7.3L or 7.5L V-8 W/ MT (Front Joint Not Using U-Bolts).		U	4 6	K1203 ^F K1204	K1203HD K1204HD
Year Listing Continues					

4 WHEEL DRIVE TRUCKS

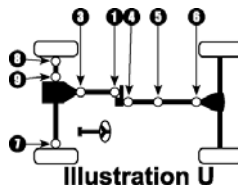
^F With grease fitting in end of cup use K1203-1

^H With grease fitting in end of cup use K297HD-1



Year/ Model	Make	III.	Location	Standard U-Joint	Heavy Duty U-Joint
FORD (cont.)					
3/4 TON PICK UP (cont.)					
1996-90	Rear Shaft- Exc. SuperCab- W/ 7.3L or 7.5L V-8 W/ MT.	U	4,6	K178	K178HD
	Rear Shaft- SuperCab- Exc. 7.3L or 7.5L V-8 W/ MT. . .	U	4,5 6	K1203 ^F K1204	K1203HD K1204HD
	Rear Shaft- SuperCab- W/ 7.3L or 7.5L V-8 W/ MT.	U	4,5,6	K178	K178HD
	Wheel Joints.	U	7,8,9	K297 ^H	K297HD
	- U Bolt Kit K29458 Fits K1204 - U-Bolt Kit K39418 Fits K178				
1989	Front Shaft.	U	1,3	K1204	K1204HD
	Rear Shaft- W/ 2 Joint Shaft- Exc. 5 Spd. MT.	U	4 6	K1203 ^F K1204	K1203HD K1204HD
	Rear Shaft- W/ 2 Joint Shaft- W/ 5 Spd. MT.	U	4,6	K178	K178HD
	Rear Shaft- W/ 3 Joint Shaft- Exc. 5 Spd. MT & 5.8L Eng.	U	4,6 5	K1204 K1203 ^F	K1204HD K1203HD
	Rear Shaft- W/ 3 Joint Shaft- Exc. 5 Spd. MT & 7.3L or 7.5L Eng.	U	4,5 6	K1203 ^F K1204	K1203HD K1204HD
	Rear Shaft- W/ 3 Joint Shaft- W/ 5 Spd. MT.	U	4,5,6	K178	K178HD
	Wheel Joints.	U	7,8,9	K297 ^H	K297HD
	- U Bolt Kit K29458 Fits K1204 - U-Bolt Kit K39418 Fits K178				
1988	Front Shaft.	U	1,3	K1204	K1204HD
	Rear Shaft- Crew Cab- Exc. HD 5 Spd. MT- W/ 2 Joints.	U	4 6	K1203 ^F K1204	K1203HD K1204HD
	Rear Shaft- Crew Cab- Exc. HD 5 Spd. MT- W/ 3 Joints.	U	4,5 6	K1203 ^F K1204	K1203HD K1204HD
	Rear Shaft- Crew Cab- W/ HD 5 Spd. MT- W/ 5.8L V-8. .	U	4,6 5	K1204 K1203 ^F	K1204HD K1203HD
	Rear Shaft- Crew Cab- W/ HD 5 Spd. MT- W/ 7.3L or 7.5L V-8.	U	4,5,6	K178	K178HD
Year Listing Continues					

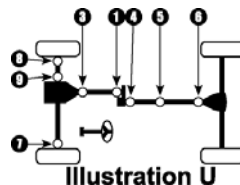
^F With grease fitting in end of cup use K1203-1
^H With grease fitting in end of cup use K297HD-1



Year/ Model	Make	III.	Location	Standard U-Joint	Heavy Duty U-Joint	
FORD (cont.)						
3/4 TON PICK UP (cont.)						
1988	Rear Shaft- Regular Cab- Exc. HD 5 Spd. MT- W/ 2 Joints.	U	4 6	K1203 ^F K1204	K1203HD K1204HD	
	Rear Shaft- Regular Cab- Exc. HD 5 Spd. MT- W/ 3 Joints.	U	4,5 6	K1203 ^F K1204	K1203HD K1204HD	
	Rear Shaft- Regular Cab- W/ HD 5 Spd. MT- W/ 4.9L I-6 or 5.8L V-8.	U	4 6	K1203 ^F K1204	K1203HD K1204HD	
	Rear Shaft- Regular Cab- W/ HD 5 Spd. MT- W/ 7.3L or 7.5L V-8.	U	4,6	K178	K178HD	
	Wheel Joints.	U	7,8,9	K297 ^H	K297HD	
	- U Bolt Kit K29458 Fits K1204					
	- U-Bolt Kit K39418 Fits K178					
1987	Front Shaft.	U	1 3	K1203 ^F K1204	K1203HD K1204HD	
	Rear Shaft- Crew Cab.	U	4,6 5	K1204 K1203 ^F	K1204HD K1203HD	
	Rear Shaft- Regular Cab- Exc. 5 Spd. MT.	U	4 6	K1203 ^F K1204	K1203HD K1204HD	
	Rear Shaft- Regular Cab- W/ 5 Spd. MT.	U	4,6	K178	K178HD	
	Wheel Joints.	U	7,8,9	K297 ^H	K297HD	
	- U Bolt Kit K29458 Fits K1204					
- U-Bolt Kit K39418 Fits K178						
1986-84	Front Shaft.	U	1,3	K1204	K1204HD	
	Rear Shaft- Crew Cab.	U	4,6 5	K1204 K1203 ^F	K1204HD K1203HD	
	Rear Shaft- Exc. Crew Cab.	U	4 6	K1203 ^F K1204	K1203HD K1204HD	
	Wheel Joints.	U	7,8,9	K297 ^H	K297HD	
- U Bolt Kit K29458 Fits K1204						
1983-82	Front Shaft.	U	1,3	K1204	K1204HD	
Year Listing Continues						

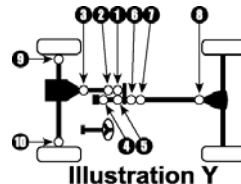
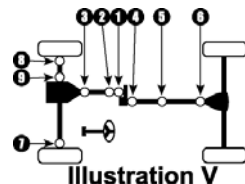
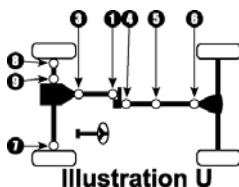
4 WHEEL DRIVE TRUCKS

^F With grease fitting in end of cup use K1203-1
^H With grease fitting in end of cup use K297HD-1



Year/ Model	Make	III.	Location	Standard U-Joint	Heavy Duty U-Joint
FORD (cont.)					
3/4 TON PICK UP (cont.)					
1983-82	Rear Shaft- Crew Cab.	U	4,6	K1204	K1204HD
			5	K1203 ^F	K1203HD
	Rear Shaft- Exc. Crew Cab.	U	4,6	K1204	K1204HD
	Wheel Joints- W/ Inside Lock Rings.	U	7,8,9	K297 ^H	K297HD
	Wheel Joints- W/ Outside Lock Rings.	U	7,8,9	K178	K178HD
<i>- U Bolt Kit K29458 Fits K1204</i>					
1981-80	Front Shaft- Front Joint W/ U-Bolts.	U	1,3	K1204	K1204HD
	Front Shaft- Front Joint W/O U-Bolts.	U	1,3	K1203 ^F	K1203HD
	Rear Shaft- Crew Cab From 3/16/81.	U	4,5	K1203 ^F	K1203HD
			6	K1204	K1204HD
	Rear Shaft- Crew Cab To 3/15/81.	U	4	K1203 ^F	K1203HD
			5,6	K1204	K1204HD
	Rear Shaft- Exc. Crew Cab.	U	4	K1203 ^F	K1203HD
			6	K1204	K1204HD
Wheel Joints- W/ Inside Lock Rings.	U	7,8,9	K297 ^H	K297HD	
Wheel Joints- W/ Outside Lock Rings.	U	7,8,9	K178	K178HD	
<i>- U Bolt Kit K29458 Fits K1204</i>					
1979	Front Shaft.	V	1,2	K1203 ^F	K1203HD
			3	K1204	K1204HD
	Rear Shaft- Crew Cab.	V	4,5	K1203 ^F	K1203HD
			6	K1204	K1204HD
	Rear Shaft- Exc. Crew Cab.	V	4	K1203 ^F	K1203HD
			6	K1204	K1204HD
Wheel Joints- W/ 1.188" OD Bearing.	V	7,8	K297 ^H	K297HD	
Wheel Joints- W/ 1.375" OD Bearing.	V	7,8	K332 ^J	K332HD	
<i>- Centering Yoke Use R2-21-1179 (Front Shaft)</i>					
<i>- U Bolt Kit K29458 Fits K1204</i>					
1978	Front Shaft.	Y	1,2	K278	K153HD
			3	K1203 ^F	K1203HD
	Intermediate Shaft- W/ 3.500" Yokes [■]	Y	4,5	K153 ^B	K153HD
Year Listing Continues					

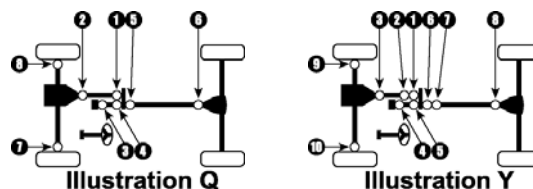
^B With grease fitting in end of cup use K153-1
^F With grease fitting in end of cup use K1203-1
^H With grease fitting in end of cup use K297HD-1
^J With grease fitting in end of cup use K332HD-1
[■] Measure Outside Yoke



Year/ Model	Make	III.	Location	Standard U-Joint	Heavy Duty U-Joint	
FORD (cont.)						
3/4 TON PICK UP (cont.)						
1978	Intermediate Shaft- W/ 3.875" Yokes [■]	Y	4,5	K1203 ^F	K1203HD	
	Rear Shaft.	Y	6,8	K1203 ^F	K1203HD	
	Wheel Joints- Front Axle- W/ 1.188" OD Bearing.	Y	9,10	K297 ^H	K297HD	
	Wheel Joints- Front Axle- W/ 1.375" OD Bearing.	Y	9,10	K332 ^J	K332HD	
	<i>- Centering Yoke Use R2-21-1355 (Front Shaft)</i>					
1977	Front Shaft- W/ Full Time Transfer Case.	Y	1,2 3	K278 K153 ^B	K153HD K153HD	
	Front Shaft- W/ Part Time Transfer Case.	Q	1,2	K134	K134HD	
	Intermediate Shaft- W/ Full Time Transfer Case- W/ 3.500" & 3.875" Yokes [■]	Y	4,5	K134	K134HD	
	Intermediate Shaft- W/ Full Time Transfer Case- W/ 3.875" Yokes [■]	Y	4,5	K1203 ^F	K1203HD	
	Intermediate Shaft- W/ Part Time Transfer Case- W/ 3.500" & 3.875" Yokes [■]	Q	3,4	K134	K134HD	
	Intermediate Shaft- W/ Part Time Transfer Case- W/ 3.875" Yokes [■]	Q	3,4	K1203 ^F	K1203HD	
	Rear Shaft- W/ Full Time Transfer Case.	Y	6,7 8	K278 K153 ^B	K153HD K153HD	
	Rear Shaft- W/ Part Time Transfer Case.	Q	5,6	K134	K134HD	
	Wheel Joints- W/ Inside Lock Rings.	Q	7,8	K297 ^H	K297HD	
	Wheel Joints- W/ Outside Lock Rings.	Q	7,8	K178	K178HD	
		<i>- Centering Yoke Use R2-21-1355 (Front Shaft)</i>				
	1976-75	Front Shaft- W/ Full Time Transfer Case.	Y	1,2 3	K278 K153 ^B	K153HD K153HD
		Front Shaft- W/ Part Time Transfer Case.	Q	1,2	K134	K134HD
Intermediate Shaft- W/ Full Time Transfer Case.		Y	3,4	K134	K134HD	
Intermediate Shaft- W/ Part Time Transfer Case- W/ 3.500" & 3.875" Yokes [■]		Q	3,4	K134	K134HD	
Year Listing Continues						

4 WHEEL DRIVE TRUCKS

^B With grease fitting in end of cup use K153-1
^F With grease fitting in end of cup use K1203-1
^H With grease fitting in end of cup use K297HD-1
^J With grease fitting in end of cup use K332HD-1
[■] Measure Outside Yoke



Year/ Model	Make	III.	Location	Standard U-Joint	Heavy Duty U-Joint
FORD (cont.)					
3/4 TON PICK UP (cont.)					
1976-75	Intermediate Shaft- W/ Part Time Transfer Case- W/ 3.500" Yokes [■]	Q	3,4	K153 ^B	K153HD
	Rear Shaft- W/ Full Time Transfer Case.	Y	5	K278	K153HD
			6	K153 ^B	K153HD
	Rear Shaft- W/ Part Time Transfer Case- W/ 133" W.B.	Q	5,6	K134	K134HD
	Rear Shaft- W/ Part Time Transfer Case- W/ 150" W.B.	Q	5,6	K153 ^B	K153HD
	Wheel Joints- W/ Inside Lock Rings.	Q	7,8	K297 ^H	K297HD
	Wheel Joints- W/ Outside Lock Rings.	Q	7,8	K178	K178HD
1974-59	Front Shaft.	Q	1,2	K134	K134HD
	Intermediate Shaft.	Q	3,4	K153 ^B	K153HD
	Rear Shaft.	Q	5,6	K134	K134HD
	Wheel Joints- W/ Inside Lock Rings.	Q	7,8	K260 ^G	K260HD
	Wheel Joints- W/ Outside Lock Rings.	Q	7,8	K178	K178HD
	1 TON PICK UP				
2005	Front Shaft.			N/A ⁽⁵⁾	
	Rear Shaft.			N/A ⁽⁵⁾	
2004-01	Front Shaft.	T	1,2,3	K178	K178HD
	Rear Shaft- 5.4L- 137" or 142" W.B.- W/ 2 Joint Shaft. . .	G	4,6	K178	K178HD
	Rear Shaft- 5.4L- 137" or 142" W.B.- W/ 3 Joint Shaft. . .	T	4,5,6	K178	K178HD
	Rear Shaft- 5.4L- Exc. 137" or 142" W.B..	V	4,5,6	K178	K178HD
	Rear Shaft- 6.0L or 7.3L- 137" or 142" W.B.- W/ 2 Joint Shaft.	G	4,6	K160	K160HD
	Rear Shaft- 6.0L or 7.3L- 137" or 142" W.B.- W/ 3 Joint Shaft.	T	4,5,6	K160	K160HD
	Rear Shaft- 6.0L or 7.3L- Exc. 137" or 142" W.B..	V	4,5,6	K160	K160HD
Year Listing Continues					

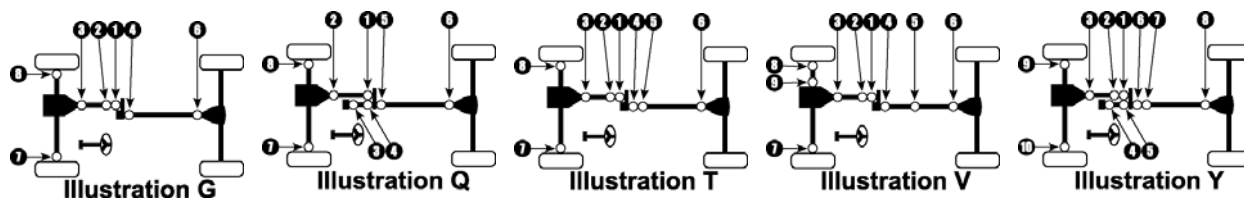
⁽⁵⁾ Limited information- Call sales at 800-728-7237 for availability

^B With grease fitting in end of cup use K153-1

^G With grease fitting in end of cup use K260HD-1

^H With grease fitting in end of cup use K297HD-1

[■] Measure Outside Yoke

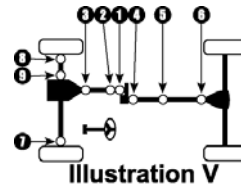
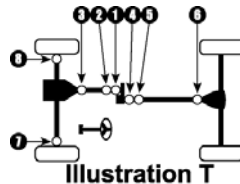
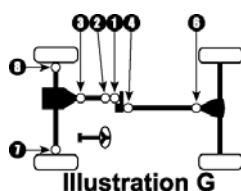


Year/ Model	Make	III.	Location	Standard U-Joint	Heavy Duty U-Joint	
FORD (cont.)						
1 TON PICK UP (cont.)						
2004-01	Rear Shaft- 6.8L- 137" or 142" W.B.- W/ 2 Joint Shaft and 3.875" Yokes [■]	G	4,6	K178	K178HD	
	Rear Shaft- 6.8L- 137" or 142" W.B.- W/ 2 Joint Shaft and 4.438" Yokes [■]	G	4,6	K160	K160HD	
	Rear Shaft- 6.8L- 137" or 142" W.B.- W/ 3 Joint Shaft. ...	T	4,5,6	K160	K160HD	
	Rear Shaft- 6.8L- Exc. 137" or 142" W.B..	V	4,5,6	K160	K160HD	
	Wheel Joints.	V	7,8	K332 ^J	K332HD	
	- Centering Yoke Use R3-21-2024 (W/ Center Line Of H-Yoke 2 7/8") - Centering Yoke Use R3-21-2025 (Rear Shaft)					
2000-99	Front Shaft.	T	1,2,3	K178	K178HD	
	Rear Shaft- 5.4L- 137" or 142" W.B..	T	4,5,6	K178	K178HD	
	Rear Shaft- 5.4L- Exc. 137" or 142" W.B.- W/ 2 Joint Shaft.	G	4,6	K178	K178HD	
	Rear Shaft- 5.4L- Exc. 137" or 142" W.B.- W/ 3 Joint Shaft.	V	4,5,6	K178	K178HD	
	Rear Shaft- 6.8L or 7.3L- 137" or 142" W.B..	T	4,5 6	K178 K160	K178HD K160HD	
	Rear Shaft- 6.8L or 7.3L- Exc. 137" or 142" W.B.- W/ 2 Joint Shaft.	G	4,6	K160	K160HD	
	Rear Shaft- 6.8L or 7.3L- Exc. 137" or 142" W.B.- W/ 3 Joint Shaft.	V	4,5,6	K160	K160HD	
	Wheel Joints.	V	7,8	K332 ^J	K332HD	
		- Ball Seat Kit Use 403-0 - Centering Yoke Use R3-21-7324 (W/ Center Line Of H-Yoke 3 1/2")				
	1997-90	Front Shaft.	V	1,2 3	K1203 ^F K1204	K1203HD K1204HD

Year Listing Continues

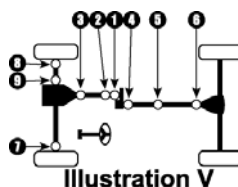
4 WHEEL DRIVE TRUCKS

^F With grease fitting in end of cup use K1203-1
^J With grease fitting in end of cup use K332HD-1
[■] Measure Outside Yoke



Year/ Model	Make	III.	Location	Standard U-Joint	Heavy Duty U-Joint
FORD (cont.)					
1 TON PICK UP (cont.)					
1997-90	Rear Shaft- W/ 133" W.B.- AT or MT W/ 5.8L.	V	4	K1203 ^F	K1203HD
			6	K1204	K1204HD
	Rear Shaft- W/ 133" W.B.- MT W/ 7.3L or MT W/ 7.5L. .	V	4,6	K178	K178HD
	Rear Shaft- W/ 136" W.B..	V	4,6	K178	K178HD
	Rear Shaft- W/ 160" or 168" W.B..	V	4,5,6	K178	K178HD
Wheel Joints.	V	7,8	K332 ^J	K332HD	
	- Centering Yoke Use R2-21-1996 (94-97 Front Shaft)				
	- Centering Yoke Use R2-21-1179 (90-93 Front Shaft)				
	- U Bolt Kit K29458 Fits K1204				
	- Clamp Kit K37028 Fits K178				
1989	Front Shaft.	V	1,2	K1203 ^F	K1203HD
			3	K1204	K1204HD
	Rear Shaft- Front Joint- W/ 1.063" OD Bearing.	V	4	K1203 ^F	K1203HD
			6	K1204	K1204HD
	Rear Shaft- Front Joint- W/ 1.188" OD Bearing- W/ 2 Joints.	V	4,6	K178	K178HD
Rear Shaft- Front Joint- W/ 1.188" OD Bearing- W/ 3 Joints.	V	4,5,6	K178	K178HD	
Wheel Joints.	V	7,8	K332 ^J	K332HD	
	- Centering Yoke Use R2-21-1179 (Front Shaft)				
	- U Bolt Kit K29458 Fits K1204				
	- Clamp Kit K37028 Fits K178				
1988	Front Shaft- Front Joint- W/ Inside Lock Rings.	V	1	K212	
			2	K3147 ^E	K3147HD
			3	K1204	K1204HD
	Front Shaft- Front Joint- W/ Outside Lock Rings.	V	1,2	K1203 ^F	K1203HD
			3	K1204	K1204HD
Rear Shaft- W/ 2 Joints- Front Joint- W/ 1.063" OD Bearing.	V	4	K1203 ^F	K1203HD	
		6	K1204	K1204HD	
Year Listing Continues					

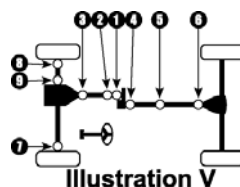
^E With grease fitting in end of cup use K3147-1
^F With grease fitting in end of cup use K1203-1
^J With grease fitting in end of cup use K332HD-1



Year/ Model	Make	III.	Location	Standard U-Joint	Heavy Duty U-Joint
FORD (cont.)					
1 TON PICK UP (cont.)					
1988	Rear Shaft- W/ 2 Joints- Front Joint- W/ 1.188" OD Bearing.	V	4,6	K178	K178HD
	Rear Shaft- W/ 3 Joints.	V	4,5,6	K178	K178HD
	Wheel Joints.	V	7,8	K332 ^J	K332HD
	- U Bolt Kit K29458 Fits K1204 - Centering Yoke Use R2-21-1179 (Front Shaft) - Clamp Kit K37028 Fits K178				
1987	Front Shaft- Front Joint- W/ Inside Lock Rings.	V	1 2 3	K212 K3147 K1204	 K3147HD K1204HD
	Front Shaft- Front Joint- W/ Outside Lock Rings.	V	1,2 3	K1203 ^F K1204	K1203HD K1204HD
	Rear Shaft- Crew Cab- W/ Full Time Transfer Case.	V	4,6 5	K1204 K1203 ^F	K1204HD K1203HD
	Rear Shaft- Crew Cab- W/ Part Time Transfer Case.	V	4,5 6	K1203 ^F K1204	K1203HD K1204HD
	Rear Shaft- Regular Cab & Super Cab- W/ 5 Spd. MT- W/ 2 Joints.	V	4,6	K178	K178HD
	Rear Shaft- Regular Cab & Super Cab- W/ 5 Spd. MT- W/ 3 Joints.	V	4,5,6	K178	K178HD
	Rear Shaft- Regular Cab & Super Cab- W/ Full Time Transfer Case- Exc. 5 Spd. MT.	V	4,6	K1204	K1204HD
	Rear Shaft- Regular Cab & Super Cab- W/ Part Time Transfer Case- Exc. 5 Spd. MT.	V	4 6	K1203 ^F K1204	K1203HD K1204HD
	Wheel Joints.	V	7,8	K332 ^J	K332HD
	- U Bolt Kit K29458 Fits K1204 - Centering Yoke Use R2-21-1179 (Front Shaft) - Clamp Kit K37028 Fits K178				
1986	Front Shaft.	V	1,2 3	K1203 ^F K1204	K1203HD K1204HD
Year Listing Continues					

4 WHEEL DRIVE TRUCKS

^F With grease fitting in end of cup use K1203-1
^J With grease fitting in end of cup use K332HD-1

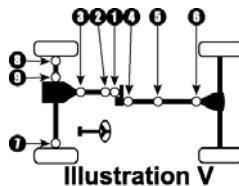
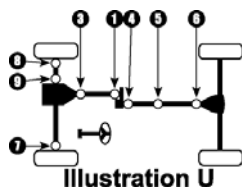


Year/ Model	Make	III.	Location	Standard U-Joint	Heavy Duty U-Joint
FORD (cont.)					
1 TON PICK UP (cont.)					
1986	Rear Shaft- Crew Cab.	V	4,6	K1204	K1204HD
			5	K1203 ^F	K1203HD
	Rear Shaft- Regular Cab & Super Cab.	V	4,6	K1204	K1204HD
	Wheel Joints.	V	7,8	K332 ^J	K332HD
	- Centering Yoke Use R2-21-1179 (Front Shaft)				
	- U Bolt Kit K29458 Fits K1204				
1985	Front Shaft- W/ 2 Joint Monobeam Front Axle.	V	1,3	K1203 ^F	K1203HD
	Front Shaft- W/ 3 Joint IFS Front Axle.	V	1,2	K1203 ^F	K1203HD
			3	K1204	K1204HD
	Rear Shaft- Crew Cab.	V	4,6	K1204	K1204HD
			5	K1203 ^F	K1203HD
	Rear Shaft- Regular Cab & Super Cab.	V	4,6	K1204	K1204HD
	Wheel Joints- For 2 Joint Monobeam Front Axle.	V	7,8	K332 ^J	K332HD
	Wheel Joints- For 3 Joint IFS Front Axle.	V	7,8,9	K178	K178HD
	- U Bolt Kit K29458 Fits K1204				
	- Centering Yoke Use R2-21-1179 (Front Shaft)				
1984-82	Front Shaft.	U	1,3	K1204	K1204HD
	Rear Shaft- Crew Cab.	U	4,6	K1204	K1204HD
			5	K1203 ^F	K1203HD
	Rear Shaft- Regular Cab & Super Cab.	U	4,6	K1204	K1204HD
	Wheel Joints.	U	7,8,9	K178	K178HD
	- U Bolt Kit K29458 Fits K1204				
1981-80	Front Shaft.	U	1	K1204	K1204HD
			3	K1203 ^F	K1203HD
	Rear Shaft.	U	4	K1203 ^F	K1203HD
			6	K1204	K1204HD
	Wheel Joints- W/ Inside Lock Rings.	U	7,8,9	K297 ^H	K297HD
	Wheel Joints- W/ Outside Lock Rings.	U	7,8,9	K178	K178HD
	- U Bolt Kit K29458 Fits K1204				
Year Listing Continues					

^F With grease fitting in end of cup use K1203-1

^H With grease fitting in end of cup use K297HD-1

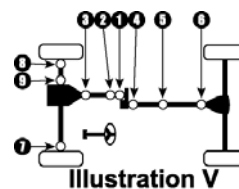
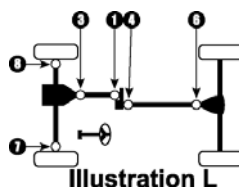
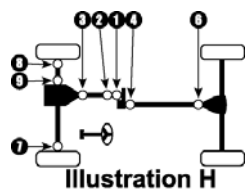
^J With grease fitting in end of cup use K332HD-1



Year/ Model	Make	III.	Location	Standard U-Joint	Heavy Duty U-Joint
FORD (cont.)					
1 TON PICK UP (cont.)					
1979	Front Shaft.	V	1,2 3	K1203 ^F K1204	K1203HD K1204HD
	Rear Shaft- Crew Cab.	V	4,5 6	K1203 ^F K1204	K1203HD K1204HD
	Rear Shaft- Regular Cab & Super Cab.	V	4 6	K1203 ^F K1204	K1203HD K1204HD
	Wheel Joints.	V	7,8	K332 ^J	K332HD
	<i>- Centering Yoke Use R2-21-1179 (Front Shaft)</i> <i>- U Bolt Kit K29458 Fits K1204</i>				
COMMERCIAL SERIES PICK UP					
2003-01	F450 & F550- Front Shaft.	V	1,2,3	K178	K178HD
	F450 & F550- Rear Shaft- 141" W.B..	H	4,6	K188	
	F450 & F550- Rear Shaft- Exc. 141" W.B..	V	4,5,6	K188	
	F450 & F550- Wheel Joints.	V	7,8	K332 ^J	K332HD
<i>- Centering Yoke Use R3-21-2024 (W/ Center Line Of H-Yoke 2 7/8")</i>					
2000-99	F450 & F550- Front Shaft.	V	1,2,3	K178	K178HD
	F450 & F550- Rear Shaft- 141" W.B..	H	4,6	K188	
	F450 & F550- Rear Shaft- Exc. 141" W.B..	V	4,5,6	K188	
	F450 & F550- Wheel Joints.	V	7,8	K332 ^J	K332HD
<i>- Ball Seat Kit Use 403-0</i> <i>- Centering Yoke Use R3-21-7324 (W/ Center Line Of H-Yoke 3 1/2")</i>					
GEO					
TRACKER					
2003-98	(SEE CHEVROLET).				
1997-89	Front Shaft.	L	1,3	K1503	
	Rear Shaft.	L	4,6	K1503	

4 WHEEL DRIVE TRUCKS

^F With grease fitting in end of cup use K1203-1
^J With grease fitting in end of cup use K332HD-1



Year/ Model	Make	III.	Location	Standard U-Joint	Heavy Duty U-Joint
GMC					
CANYON					
2005-04	Front Shaft.			N/A ⁽⁵⁾	
	Rear Shaft- Extended Cab & Crew Cab.			N/A ⁽⁵⁾	
	Rear Shaft- Regular Cab.			N/A ⁽⁵⁾	
ENVOY					
2005-03	Front Shaft- Rear Joint of Shaft Uses High Speed Boot ⁹	L	1 3	429-80A ^D K350	
	Rear Shaft.	L	4,6	K3147 ^E	K3147HD
	- Boot Kit Use 429-21 (Front Shaft) - Clamp Kit K27028 Fits K350 - Clamp Kit K27048 Fits K3147				
2002-98	Front Shaft- Rear Joint of Shaft Uses High Speed Boot ⁹	L	1 3	429-80A ^D K350	
	Rear Shaft.	L	4,6	K3147 ^E	K3147HD
	- Boot Kit Use 429-21 (Front Shaft) - Clamp Kit K27028 Fits K350 - Clamp Kit K27048 Fits K3147				
JIMMY (Full Size)					
1991-82	Front Shaft.	T	1,2 3	K3147 ^E K153 ^B	K3147HD K153HD
	Rear Shaft- Exc. 4 Spd. MT.	T	4,6	K3147 ^E	K3147HD
	Rear Shaft- W/ 4 Spd. MT.	T	4,6	K178	K178HD
	Wheel Joints.	T	7,8	K297 ^H	K297HD
	- Ball Seat Kit Use 403-0 (Front Shaft) - Clamp Kit K27048 Fits K3147 - Clamp Kit K37028 Fits K178				
1981-79	Front Shaft.	T	1,2 3	K3147 ^E K153 ^B	K3147HD K153HD
	Rear Shaft.	T	4,6	K153 ^B	K153HD
	Wheel Joints.	T	7,8	K297 ^H	K297HD
	- Ball Seat Kit Use 403-0 (Front Shaft)				
Year Listing Continues					

⁽⁵⁾ Limited information- Call sales at 800-728-7237 for availability

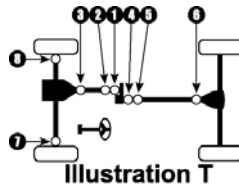
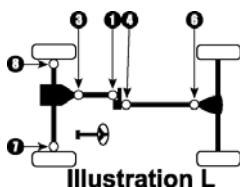
⁹ See "High Speed Boot Kits" in the Reference Materials

^B With grease fitting in end of cup use K153-1

^D See "C.V. Joint Information" in the Reference Materials

^E With grease fitting in end of cup use K3147-1

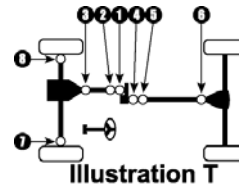
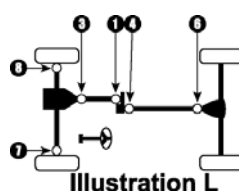
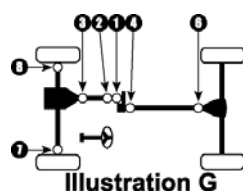
^H With grease fitting in end of cup use K297HD-1



Year/ Model	Make	III.	Location	Standard U-Joint	Heavy Duty U-Joint	
GMC (cont.)						
JIMMY (Full Size) (cont.)						
1978-72	Front Shaft- W/ Inside Lock Rings at CV.	T	1,2 3	K3147 ^E K153 ^B	K3147HD K153HD	
	Front Shaft- W/ Outside Lock Rings at CV.	T	1,2,3	K153 ^B	K153HD	
	Rear Shaft.	T	4,6	K153 ^B	K153HD	
	Wheel Joints.	T	7,8	K297 ^H	K297HD	
	<i>- Ball Seat Kit Use 403-0 W/Inside Lock Rings</i> <i>- Centering Yoke Use R2-21-1355 W/Outside Lock Rings</i>					
1971-69	Front Shaft.	T	1,2 3	K278 K153 ^B	K153HD K153HD	
	Rear Shaft.	T	4,6	K153 ^B	K153HD	
	Wheel Joints.	T	7,8	K260 ^G	K260HD	
	<i>- Centering Yoke Use R2-21-1355 (Front Shaft)</i> <i>- U Bolt Kit K29428 Fits K153</i>					
	JIMMY S-15 (Compact)					
2005-98	Front Shaft- Electronic 2 spd T.C.- Rear Joint of Shaft Uses High Speed Boot ⁹	L	1 3	429-80 ^D K350		
	Front Shaft- Push Button 2 spd T.C.- Rear Joint of Shaft Uses High Speed Boot ⁹	L	1 3	429-80A ^D K350		
	Rear Shaft- Exc. ZR2 Option.	L	4,6	K3147 ^E	K3147HD	
	Rear Shaft- W/ ZR2 Option.	L	4,6	K178	K178HD	
	<i>- Boot Kit Use 429-21 (Front Shaft)</i> <i>- Clamp Kit K27028 Fits K350</i> <i>- Clamp Kit K27048 Fits K3147</i> <i>- Clamp Kit K37018 Fits K178</i>					
1997-95	Front Shaft- 4 X 4- Rear Joint of Shaft Uses High Speed Boot ⁹	L	1 3	429-80 ^D K350		
	Front Shaft- AWD- Front Joint of Shaft Uses High Speed Boot ⁹	G	1,2 3	K3147 ^E 421-80 ^D	K3147HD	
Year Listing Continues						

4 WHEEL DRIVE TRUCKS

⁹ See "High Speed Boot Kits" in the Reference Materials
^B With grease fitting in end of cup use K153-1
^D See "C.V. Joint Information" in the Reference Materials
^E With grease fitting in end of cup use K3147-1
^G With grease fitting in end of cup use K260HD-1
^H With grease fitting in end of cup use K297HD-1



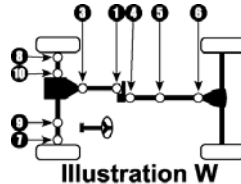
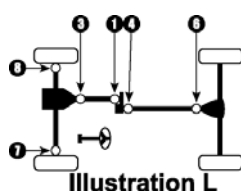
Year/ Model	Make	III.	Location	Standard U-Joint	Heavy Duty U-Joint
GMC (cont.)					
JIMMY S-15 (Compact) (cont.)					
1997-95	Rear Shaft- Exc. ZR2 Option.	L	4,6	K3147 ^E	K3147HD
	Rear Shaft- W/ ZR2 Option.	L	4,6	K178	K178HD
<ul style="list-style-type: none"> - Boot Kit Use 429-21 (4x4 Models) - Clamp Kit K27028 Fits K350 - Boot Kit Use 421-21 (AWD Models) - Ball Seat Kit Use 403-0 (AWD Blazer - Front Shaft) - Clamp Kit K27048 Fits K3147 - Clamp Kit K37018 Fits K178 					
1994-88	Front Shaft- W/ Press On Slip Yoke Seal.	L	1	K153 ^B	K153HD
			3	K529	
	Front Shaft- W/ Screw On Slip Yoke Seal.	L	1,3	K350	
	Rear Shaft.	L	4,6	K3147 ^E	K3147HD
<ul style="list-style-type: none"> - Clamp Kit K27028 Fits K529 - Clamp Kit K27028 Fits K350 - Clamp Kit K27048 Fits K3147 					
1987-83	Front Shaft.	W	1,3	K350	
	Rear Shaft.	W	4,6	K3147 ^E	K3147HD
<ul style="list-style-type: none"> - Clamp Kit K27028 Fits K350 - Clamp Kit K27048 Fits K3147 					
S-15 PICK UP and SONOMA					
2004	Front Shaft- Electronic 2 Spd T.C.- Rear Joint of Shaft	L	1	429-80 ^D	
	Uses High Speed Boot ⁹		3	K350	
	Front Shaft- Push Button 2 Spd. T.C.- Rear Joint of	L	1	429-80A ^D	
	Shaft Uses High Speed Boot ⁹		3	K350	
	Rear Shaft.	W	4,5,6	K3147 ^E	K3147HD
<ul style="list-style-type: none"> - Boot Kit Use 429-21 (Front Shaft) - Clamp Kit K27028 Fits K350 - Clamp Kit K27048 Fits K3147 					
2003-97	Front Shaft- Electronic 2 Spd T.C.- Rear Joint of Shaft	L	1	429-80 ^D	
	Uses High Speed Boot ⁹		3	K350	
Year Listing Continues					

⁹ See "High Speed Boot Kits" in the Reference Materials

^B With grease fitting in end of cup use K153-1

^D See "C.V. Joint Information" in the Reference Materials

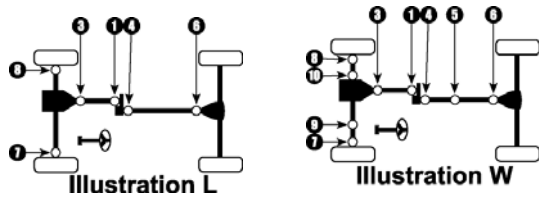
^E With grease fitting in end of cup use K3147-1



Year/ Model	Make	III.	Location	Standard U-Joint	Heavy Duty U-Joint
GMC (cont.)					
S-15 PICK UP and SONOMA (cont.)					
2003-97	Front Shaft- Push Button 2 Spd. T.C.- Rear Joint of Shaft Uses High Speed Boot ⁹	L	1	429-80A ^D	
			3	K350	
	Rear Shaft- Extended Cab.	W	4,5,6	K3147 ^E	K3147HD
	Rear Shaft- Regular Cab.	L	4,6	K3147 ^E	K3147HD
<ul style="list-style-type: none"> - Boot Kit Use 429-21 (Front Shaft) - Clamp Kit K27028 Fits K350 - Clamp Kit K27048 Fits K3147 					
1996-95	Front Shaft- Rear Joint of Shaft Uses High Speed Boot ⁹	L	1	429-80 ^D	
			3	K350	
	Rear Shaft- Extended Cab- Exc. ZR2 Pkg..	W	4,5,6	K3147 ^E	K3147HD
	Rear Shaft- Regular Cab- Exc. ZR2 Pkg..	L	4,6	K3147 ^E	K3147HD
	Rear Shaft- W/ ZR2 Pkg..	L	4 6	K521A ² K541A ²	
<ul style="list-style-type: none"> - Boot Kit Use 429-21 (Front Shaft) - Clamp Kit K27028 Fits K350 - Clamp Kit K27048 Fits K3147 - Clamp Kit K27048 Fits K541A 					
1994	Front Shaft- Rear Joint of Shaft Uses High Speed Boot ⁹	L	1	429-80 ^D	
			3	K350	
	Rear Shaft- Extended Cab.	W	4,5,6	K3147 ^E	K3147HD
	Rear Shaft- Regular Cab.	L	4,6	K3147 ^E	K3147HD
<ul style="list-style-type: none"> - Boot Kit Use 429-21 (Front Shaft) - Clamp Kit K27028 Fits K350 - Clamp Kit K27048 Fits K3147 					
1993-88	Front Shaft- W/ Press-on Slip Yoke Seal.	W	1	K153 ^B	K153HD
			3	K529	
	Front Shaft- W/ Screw-on Slip Yoke Seal.	W	1,3	K350	
	Rear Shaft- Extended Cab & Maxicab Pick Up.	W	4,5,6	K3147 ^E	K3147HD
Year Listing Continues					

4 WHEEL DRIVE TRUCKS

² See "Aluminum Joints" in the Reference Materials
⁹ See "High Speed Boot Kits" in the Reference Materials
^B With grease fitting in end of cup use K153-1
^D See "C.V. Joint Information" in the Reference Materials
^E With grease fitting in end of cup use K3147-1



Year/ Model	Make	III.	Location	Standard U-Joint	Heavy Duty U-Joint
GMC (cont.)					
S-15 PICK UP and SONOMA (cont.)					
1993-88	Rear Shaft- Regular Cab Pick Up.	W	4,6	K3147 ^E	K3147HD
	- Clamp Kit K27028 Fits K529 - Clamp Kit K27028 Fits K350 - Clamp Kit K27048 Fits K3147				
1987-83	Front Shaft.	W	1,3	K350	
	Rear Shaft- Long Bed & Maxicab.	W	4,5,6	K3147 ^E	K3147HD
	Rear Shaft- Short Bed.	W	4,6	K3147 ^E	K3147HD
	- Clamp Kit K27028 Fits K350 - Clamp Kit K27048 Fits K3147				
SAFARI VAN					
2005-04	Front Shaft- Front Joint Uses High Speed Boot ⁹	L	1 3	K350 429-80A ^D N/A ⁽⁵⁾	
	Rear Shaft.				
	- Boot Kit Use 429-21 (Front Shaft)				
2003	Front Shaft- Front Joint Uses High Speed Boot ⁹	L	1 3	K350 429-80A ^D	
	Rear Shaft- W/ Tag on shaft CBN.	L	4 6	K3147 ^E K178	K3147HD K178HD
	Rear Shaft- W/ Tag on shaft NB9.			N/A ⁽⁵⁾	
	- Boot Kit Use 429-21 (Front Shaft) - Clamp Kit K37028 Fits K178				
2002-99	Front Shaft- Front Joint Uses High Speed Boot ⁹	L	1 3	K350 429-80A ^D	
	Rear Shaft.	L	4 6	K3147 ^E K178	K3147HD K178HD
	- Boot Kit Use 429-21 (Front Shaft) - Clamp Kit K37028 Fits K178				
1998-92	Front Shaft- Front Joint Uses High Speed Boot ⁹	G	1,2 3	K153 ^B 421-80 ^D	K153HD
Year Listing Continues					

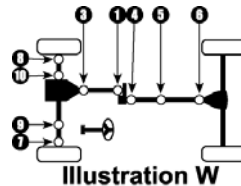
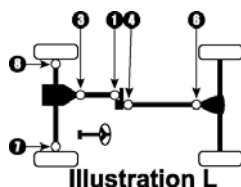
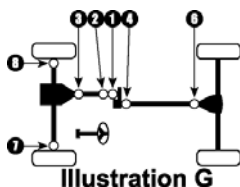
⁽⁵⁾ Limited information- Call sales at 800-728-7237 for availability

⁹ See "High Speed Boot Kits" in the Reference Materials

^B With grease fitting in end of cup use K153-1

^D See "C.V. Joint Information" in the Reference Materials

^E With grease fitting in end of cup use K3147-1



Year/ Model	Make	III.	Location	Standard U-Joint	Heavy Duty U-Joint
GMC (cont.)					
SAFARI VAN (cont.)					
1998-92	Rear Shaft.	G	4 6	K3147 ^E K178	K3147HD K178HD
	<i>- Boot Kit Use 421-21 (Front Shaft)</i> <i>- Centering Yoke Use R2-21-1543 (Front Shaft- Non-Greaseable)</i> <i>- Clamp Kit K37028 Fits K178</i>				
1991-90	Front Shaft- Uses High Speed Boots ⁹	L	1 3	419-80A ^D 419-80B ^D	
	Rear Shaft.	L	4 6	K3147 ^E K178	K3147HD K178HD
	<i>- Boot Kit Use 419-21 (Front Shaft)</i> <i>- Clamp Kit K37028 Fits K178</i>				
SAVANA CARGO VAN					
2004-03	Front Shaft.			N/A ⁽⁵⁾	
	Rear Shaft.			N/A ⁽⁵⁾	
SIERRA DENALI					
2005	Front Shaft.	L	1,3	K3147 ^E	K3147HD
	Rear Shaft.			N/A ⁽⁵⁾	
	<i>- Clamp Kit K27048 Fits K3147</i>				
2004-02	Front Shaft.	L	1,3	K3147 ^E	K3147HD
	Rear Shaft.	L	4,6	K447A ²	
	<i>- Clamp Kit K27048 Fits K3147</i> <i>- Clamp Kit K37018 Fits K447A</i>				
SIERRA PICKUP (See 1/2, 3/4 or 1 Ton Pickup)					
SYCLONE					
1991	Front Shaft- Front Joint Uses High Speed Boot ⁹	V	3	419-80D ^D	
	Front Shaft- Rear Joints W/ 2.750" Yokes [■]	V	1,2	K443 ^C	K443HD
	Front Shaft- Rear Joints W/ 3.500" Yokes [■]	V	1,2	K278	K153HD
Year Listing Continues					

4 WHEEL DRIVE TRUCKS

⁽⁵⁾ Limited information- Call sales at 800-728-7237 for availability

² See "Aluminum Joints" in the Reference Materials

⁹ See "High Speed Boot Kits" in the Reference Materials

^C With grease fitting in end of cup use K443-1

^D See "C.V. Joint Information" in the Reference Materials

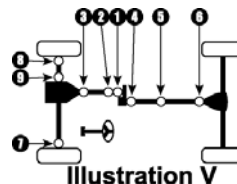
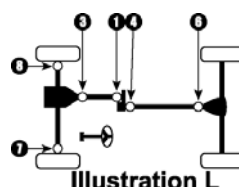
^E With grease fitting in end of cup use K3147-1

[■] Measure Outside Yoke

● Measure
Inside Yoke



■ Measure
Outside Yoke



Year/ Model	Make	III.	Location	Standard U-Joint	Heavy Duty U-Joint
GMC (cont.)					
SYCLONE (cont.)					
1991	Rear Shaft.	V	4,6	K3147 ^E	K3147HD
	- Boot Kit Use 419-21A (Front Shaft)				
	- Clamp Kit K27048 Fits K3147				
TYPHOON					
1993-92	Front Shaft- Front Joint Uses High Speed Boot ⁹	V	3	419-80D ^D	
	Front Shaft- Rear Joints W/ 2.750" Yokes [■]	V	1,2	K443 ^C	K443HD
	Front Shaft- Rear Joints W/ 3.500" Yokes [■]	V	1,2	K278	K153HD
	Rear Shaft.	V	4,6	K3147 ^E	K3147HD
	- Boot Kit Use 419-21A (Front Shaft)				
	- Clamp Kit K27048 Fits K3147				
YUKON					
2005-00	1/2 Ton- 1500 Series- Front Shaft.	L	1,3	K3147 ^E	K3147HD
	1/2 Ton- 1500 Series- Rear Shaft.	L	4,6	K3147 ^E	K3147HD
	3/4 Ton- 2500 Series- Front Shaft.	L	1,3	K3147 ^E	K3147HD
	3/4 Ton- 2500 Series- Rear Shaft- 6.0L.	L	4,6	K447A	
	3/4 Ton- 2500 Series- Rear Shaft- 8.1L.	L	4,6	K160A	
	- Clamp Kit K27048 Fits K3147				
	- Clamp Kit K37018 Fits K178				
	- Clamp Kit K37018 Fits K160A				
1999-97	Front Shaft.	L	1,3	K3147 ^E	K3147HD
	Rear Shaft.	L	4,6	K3147 ^E	K3147HD
	- Clamp Kit K27048 Fits K3147				
1996-94	Front Shaft- Exc. Turbo Diesel.	L	1,3	K3147 ^E	K3147HD
	Front Shaft- W/ Turbo Diesel.	L	1	K1203 ^F	K1203HD
			3	K212	
	Rear Shaft.	L	4,6	K3147 ^E	K3147HD
	- Clamp Kit K27048 Fits K3147				
1993-92	Front Shaft.	L	1,3	K3147 ^E	K3147HD
	Rear Shaft.	L	4,6	K3147 ^E	K3147HD
	- Clamp Kit K27048 Fits K3147				

⁹ See "High Speed Boot Kits" in the Reference Materials

^C With grease fitting in end of cup use K443-1

^D See "C.V. Joint Information" in the Reference Materials

^E With grease fitting in end of cup use K3147-1

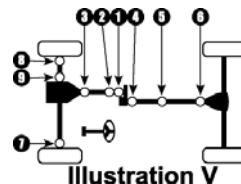
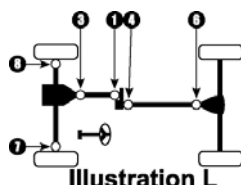
^F With grease fitting in end of cup use K1203-1

[■] Measure Outside Yoke

● Measure
Inside Yoke



■ Measure
Outside Yoke



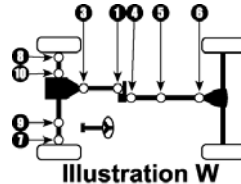
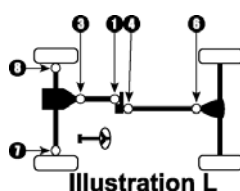
Year/ Model	Make	III.	Location	Standard U-Joint	Heavy Duty U-Joint
GMC (cont.)					
VAN 1500					
2005-03	All.			N/A ⁽⁵⁾	
VAN 2500					
2005-03	All.			N/A ⁽⁵⁾	
1/2 TON PICK UP and SUBURBAN					
2005-01	Pickup- Crew Cab- Front Shaft.	L	1,3	K3147 ^E	K3147HD
	Pickup- Crew Cab- Rear Shaft.	L	4,6	K447A ²	
	Pickup- Extended Cab- Front Shaft.	L	1,3	K3147 ^E	K3147HD
	Pickup- Extended Cab- Rear Shaft- Long Bed.	W	4,5	K521A ²	
			6	K541A ²	
	Pickup- Extended Cab- Rear Shaft- Short Bed- Exc. Quadrasteer.	L	4	K521A ²	
			6	K541A ²	
	Pickup- Extended Cab- Rear Shaft- Short Bed- W/ Quadrasteer.	L	4,6	K447A ²	
	Pickup- Regular Cab- Front Shaft.	L	1,3	K3147 ^E	K3147HD
	Pickup- Regular Cab- Rear Shaft.	L	4,6	K3147 ^E	K3147HD
	Suburban- Front Shaft.	L	1,3	K3147 ^E	K3147HD
	Suburban- Rear Shaft.	L	4,6	K3147 ^E	K3147HD
	<ul style="list-style-type: none"> - Clamp Kit K27048 Fits K3147 - Clamp Kit K37018 Fits K447A - Clamp Kit K27048 Fits K541A 				
2000-99	Pickup- Extended Cab- Front Shaft.	L	1,3	K3147 ^E	K3147HD
	Pickup- Extended Cab- Rear Shaft- Long Bed.	W	4,5	K521A ²	
			6	K541A ²	
	Pickup- Extended Cab- Rear Shaft- Short Bed.	L	4	K521A ²	
			6	K541A ²	
	Pickup- Regular Cab- Front Shaft.	L	1,3	K3147 ^E	K3147HD
Year Listing Continues					

4 WHEEL DRIVE TRUCKS

⁽⁵⁾ Limited information- Call sales at 800-728-7237 for availability

² See "Aluminum Joints" in the Reference Materials

^E With grease fitting in end of cup use K3147-1

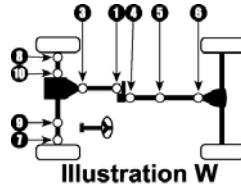
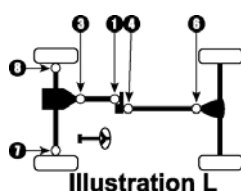


Year/ Model	Make	III.	Location	Standard U-Joint	Heavy Duty U-Joint
GMC (cont.)					
1/2 TON PICK UP and SUBURBAN (cont.)					
2000-99	Pickup- Regular Cab- Rear Shaft.	L	4,6	K3147 ^E	K3147HD
	Suburban- Front Shaft.	L	1,3	K3147 ^E	K3147HD
	Suburban- Rear Shaft- W/ Inside Lock Rings.	L	4,6	K3147 ^E	K3147HD
	Suburban- Rear Shaft- W/ Outside Lock Rings.	L	4,6	K178	K178HD
	- Clamp Kit K27048 Fits K3147				
	- Clamp Kit K27048 Fits K541A				
	- Clamp Kit K37028 Fits K178				
1998-97	Pickup- Extended Cab- Front Shaft.	L	1,3	K3147 ^E	K3147HD
	Pickup- Extended Cab- Rear Shaft- Long Bed- Exc. HD Chassis.	W	4,5 6	K521A ² K541A ²	
	Pickup- Extended Cab- Rear Shaft- Long Bed- W/ HD Chassis.	L	4,6	K447A ²	
	Pickup- Extended Cab- Rear Shaft- Short Bed- Exc. Turbo Diesel or HD Chassis.	L	4 6	K521A ² K541A ²	
	Pickup- Extended Cab- Rear Shaft- Short Bed- W/ Turbo Diesel or HD Chassis.	L	4,6	K447A ²	
	Pickup- Regular Cab- Front Shaft.	L	1,3	K3147 ^E	K3147HD
	Pickup- Regular Cab- Rear Shaft.	L	4,6	K3147 ^E	K3147HD
	Suburban- Front Shaft.	L	1,3	K3147 ^E	K3147HD
	Suburban- Rear Shaft- W/ Inside Lock Rings.	L	4,6	K3147 ^E	K3147HD
	Suburban- Rear Shaft- W/ Outside Lock Rings.	L	4,6	K178	K178HD
		- Clamp Kit K27048 Fits K3147			
		- Clamp Kit K27048 Fits K541A			
	- Clamp Kit K37018 Fits K447A				
	- Clamp Kit K37028 Fits K178				
1996-95	Pickup- Extended Cab- Front Shaft- Exc. Turbo Diesel.	L	1,3	K3147 ^E	K3147HD
	Pickup- Extended Cab- Front Shaft- Turbo Diesel.	L	1 3	K1203 ^F K212	K1203HD
Year Listing Continues					

² See "Aluminum Joints" in the Reference Materials

^E With grease fitting in end of cup use K3147-1

^F With grease fitting in end of cup use K1203-1



Year/ Model	Make	III.	Location	Standard U-Joint	Heavy Duty U-Joint
----------------	------	------	----------	---------------------	-----------------------

GMC (cont.)

1/2 TON PICK UP and SUBURBAN (cont.)

1996-95	Pickup- Extended Cab- Rear Shaft- Long Bed- Exc. HD Chassis or MW3 5 Spd. MT ⁽²⁾	W	4,5 6	K1203 ^F K212	K1203HD
	Pickup- Extended Cab- Rear Shaft- Long Bed- W/ HD Chassis or MW3 5 Spd. MT ⁽²⁾	W	4,5,6	K447A ²	
	Pickup- Extended Cab- Rear Shaft- Short Bed- Exc. HD Chassis or MW3 5 Spd. MT ⁽²⁾	L	4 6	K521A ² K541A ²	
	Pickup- Extended Cab- Rear Shaft- Short Bed- W/ HD Chassis or MW3 5 Spd. MT- Steel Shaft ⁽²⁾	L	4,6	K178 ²	K178HD
	Pickup- Extended Cab- Rear Shaft- Short Bed- W/ HD Chassis or MW3 5 Spd. MT- Aluminum Shaft ⁽²⁾	L	4,6	K447A ²	
	Pickup- Regular Cab- Front Shaft- Exc. Turbo Diesel.	L	1,3	K3147 ^E	K3147HD
	Pickup- Regular Cab- Front Shaft- Turbo Diesel.	L	1 3	K1203 ^F K212	K1203HD
	Pickup- Regular Cab- Rear Shaft- W/ Inside Lock Rings.	L	4,6	K3147 ^E	K3147HD
	Pickup- Regular Cab- Rear Shaft- W/ Outside Lock Rings- Aluminum Shaft.	L	4,6	K447A ²	
	Pickup- Regular Cab- Rear Shaft- W/ Outside Lock Rings- Steel Shaft.	L	4,6	K178 ²	K178HD
	Suburban- Front Shaft- Exc. Turbo Diesel.	L	1,3	K3147 ^E	K3147HD

Year Listing Continues

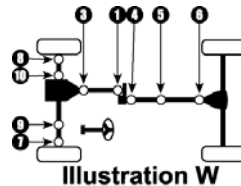
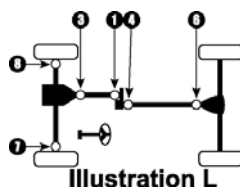
4 WHEEL DRIVE TRUCKS

⁽²⁾ Transmission Code is Found on the Service Label in the Glove Compartment

² See "Aluminum Joints" in the Reference Materials

^E With grease fitting in end of cup use K3147-1

^F With grease fitting in end of cup use K1203-1



Year/ Model	Make	III.	Location	Standard U-Joint	Heavy Duty U-Joint
----------------	------	------	----------	---------------------	-----------------------

GMC (cont.)

1/2 TON PICK UP and SUBURBAN (cont.)

1996-95	Suburban- Front Shaft- W/ Turbo Diesel.	L	1	K1203 ^F	K1203HD
			3	K212	
	Suburban- Rear Shaft- W/ AT.	L	4,6	K3147 ^E	K3147HD
	Suburban- Rear Shaft- W/ MT.	L	4,6	K178	K178HD
	<ul style="list-style-type: none"> - Clamp Kit K27048 Fits K3147 - Clamp Kit K27048 Fits K212 - Clamp Kit K37018 Fits K447A - Clamp Kit K27048 Fits K541A - Clamp Kit K37018 Fits K178 - Clamp Kit K37028 Fits K178 				
1994	Pickup- Extended Cab- Front Shaft- Exc. Turbo Diesel.	L	1,3	K3147 ^E	K3147HD
	Pickup- Extended Cab- Front Shaft- Turbo Diesel.	L	1	K1203 ^F	K1203HD
			3	K212	
	Pickup- Extended Cab- Rear Shaft- Long Bed- Exc. HD Chassis or MT8 5 Spd. MT ⁽²⁾	W	4,5	K1203 ^F	K1203HD
			6	K212	
	Pickup- Extended Cab- Rear Shaft- Long Bed- W/ HD Chassis or MT8 5 Spd. MT ⁽²⁾	W	4,5,6	K447A ²	
	Pickup- Extended Cab- Rear Shaft- Short Bed- Exc. HD Chassis or MT8 5 Spd. MT ⁽²⁾	L	4	K521A ²	
			6	K541A ²	
Pickup- Extended Cab- Rear Shaft- Short Bed- W/ HD Chassis or MT8 5 Spd. MT- Steel Shaft ⁽²⁾	L	4,6	K178 ²	K178HD	
Pickup- Extended Cab- Rear Shaft- Short Bed- W/ HD Chassis or MT8 5 Spd. MT- Aluminum Shaft ⁽²⁾	L	4,6	K447A ²		

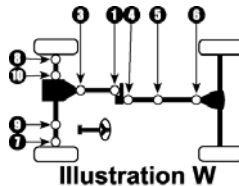
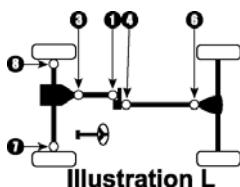
Year Listing Continues

⁽²⁾ Transmission Code is Found on the Service Label in the Glove Compartment

² See "Aluminum Joints" in the Reference Materials

^E With grease fitting in end of cup use K3147-1

^F With grease fitting in end of cup use K1203-1



Year/ Model	Make	III.	Location	Standard U-Joint	Heavy Duty U-Joint	
GMC (cont.)						
1/2 TON PICK UP and SUBURBAN (cont.)						
1994	Pickup- Regular Cab- Front Shaft- Exc. Turbo Diesel.	L	1,3	K3147 ^E	K3147HD	
	Pickup- Regular Cab- Front Shaft- Turbo Diesel.	L	1 3	K1203 ^F K212	K1203HD	
	Pickup- Regular Cab- Rear Shaft- W/ Inside Lock Rings.	L	4,6	K3147 ^E	K3147HD	
	Pickup- Regular Cab- Rear Shaft- W/ Outside Lock Rings- Aluminum Shaft.	L	4,6	K447A ²		
	Pickup- Regular Cab- Rear Shaft- W/ Outside Lock Rings- Steel Shaft.	L	4,6	K178 ²	K178HD	
	Suburban- Front Shaft- Exc. Turbo Diesel.	L	1,3	K3147 ^E	K3147HD	
	Suburban- Front Shaft- W/ Turbo Diesel.	L	1 3	K1203 ^F K212	K1203HD	
	Suburban- Rear Shaft- W/ AT.	L	4,6	K3147 ^E	K3147HD	
	Suburban- Rear Shaft- W/ MT.	L	4,6	K178	K178HD	
	<ul style="list-style-type: none"> - Clamp Kit K27048 Fits K3147 - Clamp Kit K27048 Fits K212 - Clamp Kit K37018 Fits K447A - Clamp Kit K27048 Fits K541A - Clamp Kit K37018 Fits K178 - Clamp Kit K37028 Fits K178 					
	1993-92	Pickup- Extended Cab- Front Shaft.	L	1,3	K3147 ^E	K3147HD
		Pickup- Extended Cab- Rear Shaft- Long Bed- Exc. HD Chassis or MT8 5 Spd. MT ⁽²⁾	W	4,5 6	K1203 ^F K212	K1203HD
		Pickup- Extended Cab- Rear Shaft- Long Bed- W/ HD Chassis or MT8 5 Spd. MT ⁽²⁾	W	4,5,6	K447A ²	
	Year Listing Continues					

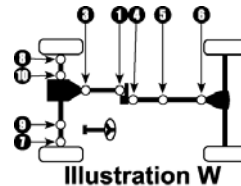
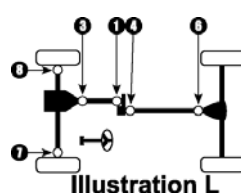
4 WHEEL DRIVE TRUCKS

⁽²⁾ Transmission Code is Found on the Service Label in the Glove Compartment

² See "Aluminum Joints" in the Reference Materials

^E With grease fitting in end of cup use K3147-1

^F With grease fitting in end of cup use K1203-1



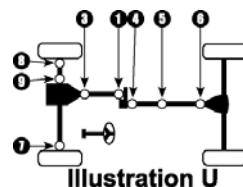
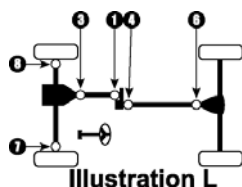
Year/ Model	Make	III.	Location	Standard U-Joint	Heavy Duty U-Joint	
GMC (cont.)						
1/2 TON PICK UP and SUBURBAN (cont.)						
1993-92	Pickup- Extended Cab- Rear Shaft- Short Bed- Exc.	L	4	K521A ²		
	HD Chassis or MT8 5 Spd. MT ⁽²⁾		6	K541A ²		
	Pickup- Extended Cab- Rear Shaft- Short Bed- W/ HD Chassis or MT8 5 Spd. MT- Aluminum Shaft ⁽²⁾	L	4,6	K447A ²		
	Pickup- Extended Cab- Rear Shaft- Short Bed- W/ HD Chassis or MT8 5 Spd. MT- Steel Shaft ⁽²⁾	L	4,6	K178 ²	K178HD	
	Pickup- Regular Cab- Front Shaft.	L	1,3	K3147 ^E	K3147HD	
	Pickup- Regular Cab- Rear Shaft- W/ Inside Lock Rings.	L	4,6	K3147 ^E	K3147HD	
	Pickup- Regular Cab- Rear Shaft- W/ Outside Lock Rings- Aluminum Shaft.	L	4,6	K447A ²		
	Pickup- Regular Cab- Rear Shaft- W/ Outside Lock Rings- Steel Shaft.	L	4,6	K178 ²	K178HD	
	Suburban- Front Shaft.	L	1,3	K3147 ^E	K3147HD	
	Suburban- Rear Shaft.	L	4,6	K3147 ^E	K3147HD	
	<ul style="list-style-type: none"> - Clamp Kit K27048 Fits K3147 - Clamp Kit K27048 Fits K212 - Clamp Kit K37018 Fits K447A - Clamp Kit K27048 Fits K541A - Clamp Kit K37018 Fits K178 					
	1991-88	Pick Up- Front Shaft- W/ AT.	U	1,3	K3147 ^E	K3147HD
		Pick Up- Front Shaft- W/ MT.	U	1	K1203 ^F	K1203HD
				3	K212	
Pick Up- Rear Shaft- Extended Cab- Exc. M20 4 Spd. MT.		U	4,5	K1203 ^F	K1203HD	
			6	K212		
Pick Up- Rear Shaft- Extended Cab- W/ M20 4 Spd. MT- W/ Aluminum Driveshaft ²		U	4,5,6	K447A		
Pick Up- Rear Shaft- Extended Cab- W/ M20 4 Spd. MT- W/ Steel Driveshaft.	U	4,5,6	K178	K178HD		
Year Listing Continues						

⁽²⁾ Transmission Code is Found on the Service Label in the Glove Compartment

² See "Aluminum Joints" in the Reference Materials

^E With grease fitting in end of cup use K3147-1

^F With grease fitting in end of cup use K1203-1



Year/ Model	Make	III.	Location	Standard U-Joint	Heavy Duty U-Joint	
GMC (cont.)						
1/2 TON PICK UP and SUBURBAN (cont.)						
1991-88	Pick Up- Rear Shaft- Regular Cab- Exc. M20 4 Spd. MT.	U	4,6	K3147 ^E	K3147HD	
	Pick Up- Rear Shaft- Regular Cab- W/ M20 4 Spd. MT- W/ Aluminum Driveshaft ²	U	4,6	K447A		
	Pick Up- Rear Shaft- Regular Cab- W/ M20 4 Spd. MT- W/ Steel Driveshaft.	U	4,6	K178	K178HD	
	Suburban- Front Shaft.	V	1,2 3	K3147 ^E K153 ^B	K3147HD K153HD	
	Suburban- Rear Shaft- Exc. 4 Spd. MT.	V	4,6	K3147 ^E	K3147HD	
	Suburban- Rear Shaft- W/ 4 Spd. MT- W/ Aluminum Driveshaft ²	V	4,6	K447A		
	Suburban- Rear Shaft- W/ 4 Spd. MT- W/ Steel Driveshaft.	V	4,6	K178	K178HD	
	Suburban- Wheel Joints. - Clamp Kit K27048 Fits K3147 - Ball Seat Kit Use 403-0 (Front Shaft)	V	7,8	K297 ^H	K297HD	
	1987-82	Front Shaft.	V	1,2 3	K3147 ^E K153 ^B	K3147HD K153HD
		Rear Shaft- W/ Inside Lock Rings.	V	4,6	K3147 ^E	K3147HD
Rear Shaft- W/ Outside Lock Rings.		V	4,6	K178	K178HD	
Wheel Joints. - Ball Seat Kit Use 403-0 (Front Shaft) - Clamp Kit K27048 Fits K3147		V	7,8	K297 ^H	K297HD	
1981-79		Front Shaft.	V	1,2 3	K3147 ^E K153 ^B	K3147HD K153HD
	Rear Shaft.	V	4,6	K153 ^B	K153HD	
	Wheel Joints. - Ball Seat Kit Use 403-0 (Front Shaft) - Clamp Kit K27018 Fits K153	V	7,8	K297 ^H	K297HD	
Year Listing Continues						

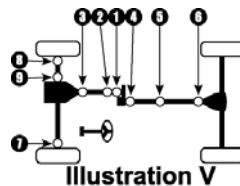
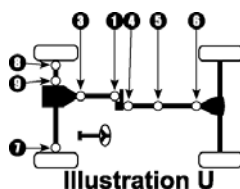
4 WHEEL DRIVE TRUCKS

² See "Aluminum Joints" in the Reference Materials

^B With grease fitting in end of cup use K153-1

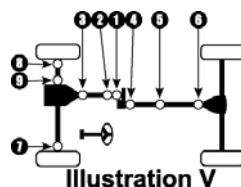
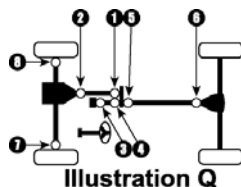
^E With grease fitting in end of cup use K3147-1

^H With grease fitting in end of cup use K297HD-1



Year/ Model	Make	III.	Location	Standard U-Joint	Heavy Duty U-Joint
GMC (cont.)					
1/2 TON PICK UP and SUBURBAN (cont.)					
1978	Front Shaft- W/ Inside Lock Rings.	V	1,2	K3147 ^E	K3147HD
			3	K153 ^B	K153HD
	Front Shaft- W/ Outside Lock Rings.	V	1,2	K278 ^B	K153HD
			3	K153 ^B	K153HD
	Rear Shaft.	V	4,6	K153 ^B	K153HD
	Wheel Joints.	V	7,8	K297 ^H	K297HD
	<ul style="list-style-type: none"> - Ball Seat Kit Use 403-0 (Front Shaft) W/Inside Lock Rings - Centering Yoke Use R2-21-1355 W/Outside Lock Rings - Ball Seat Kit Use 403-0 W/Inside Lock Rings 				
1977-72	Front Shaft.	V	1,2	K278	K153HD
			3	K153 ^B	K153HD
	Rear Shaft.	V	4,6	K153 ^B	K153HD
	Wheel Joints.	V	7,8	K297 ^H	K297HD
	<ul style="list-style-type: none"> - Centering Yoke Use R2-21-1355 (Front Shaft) - U-Bolt Kit K29428 Fits K153 (72-67) 				
1971-67	Front Shaft.	V	1,2	K278	K153HD
			3	K153 ^B	K153HD
	Rear Shaft.	V	4,6	K153 ^B	K153HD
	Wheel Joints.	V	7,8	K297 ^H	K297HD
	<ul style="list-style-type: none"> - Centering Yoke Use R2-21-1355 (Front Shaft) - U-Bolt Kit K29428 Fits K153 (72-67) 				
1966-60	Front Shaft.	Q	1,2	K153 ^B	K153HD
	Middle Shaft- W/ HD 3 Spd. or 4 Spd. MT.	Q	3	K178	K178HD
			4	K153 ^B	K153HD
	Middle Shaft- W/ Std. 3 Spd. MT.	Q	3,4	K153 ^B	K153HD
	Rear Shaft.	Q	5,6	K153 ^B	K153HD
	Wheel Joints- W/ Inside Lock Rings.	Q	7,8	K260 ^G	K260HD
	Wheel Joints- W/ Outside Lock Rings.	Q	7,8	K178	K178HD
	- U Bolt Kit K29428 Fits K153				

^B With grease fitting in end of cup use K153-1
^E With grease fitting in end of cup use K3147-1
^G With grease fitting in end of cup use K260HD-1
^H With grease fitting in end of cup use K297HD-1



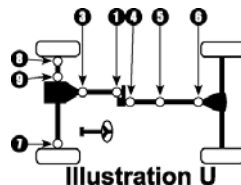
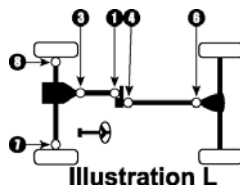
Year/ Model	Make	III.	Location	Standard U-Joint	Heavy Duty U-Joint
GMC (cont.)					
3/4 TON PICK UP and SUBURBAN					
2005-04	Pick Up- Front Shaft.	L	1,3	K3147 ^E	K3147HD
	Pick Up- Rear Shaft.			N/A ⁽⁵⁾	
	Suburban- Front Shaft.	L	1,3	K3147 ^E	K3147HD
	Suburban- Rear Shaft- 6.0L.	L	4,6	K447A	
	Suburban- Rear Shaft- 8.1L.	L	4,6	K160A ²	
	- Clamp Kit K27048 Fits K3147				
	- Clamp Kit K37018 Fits K447A				
	- Clamp Kit K37018 Fits K160A				
2003-01	Pick Up- Front Shaft.	L	1,3	K3147 ^E	K3147HD
	Pick Up- Rear Shaft- 2500HD- 4 Spd. AT.	L	4	K178	K178HD
			6	K160	K160HD
	Pick Up- Rear Shaft- 2500HD- 5 Spd. AT- 2 Joint Shaft.	L	4,6	K160A ²	
	Pick Up- Rear Shaft- 2500HD- 5 Spd. AT- 3 Joint Shaft.	U	4,5,6	K160A ²	
	Pick Up- Rear Shaft- 2500HD- 5 Spd. MT- 2 Joint Shaft.	L	4,6	K160A ²	
	Pick Up- Rear Shaft- 2500HD- 5 Spd. MT- 3 Joint Shaft.	U	4,5,6	K160A ²	
	Pick Up- Rear Shaft- 2500HD- 6 Spd. MT.	L	4,6	K188	
	Pick Up- Rear Shaft- Exc. 2500HD- 4 Spd. AT.	L	4,6	K447A ²	
	Pick Up- Rear Shaft- Exc. 2500HD- 5 Spd. MT- 2 Joint Shaft.	L	4,6	K160A ²	
	Year Listing Continues				

4 WHEEL DRIVE TRUCKS

⁽⁵⁾ Limited information- Call sales at 800-728-7237 for availability

² See "Aluminum Joints" in the Reference Materials

^E With grease fitting in end of cup use K3147-1

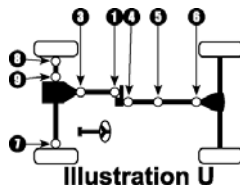
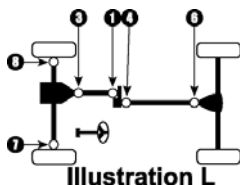


Year/ Model	Make	III.	Location	Standard U-Joint	Heavy Duty U-Joint
GMC (cont.)					
3/4 TON PICK UP and SUBURBAN (cont.)					
2003-01	Pick Up- Rear Shaft- Exc. 2500HD- 5 Spd. MT- 3 Joint Shaft.	U	4,5,6	K160A ²	
	Suburban- Front Shaft.	L	1,3	K3147 ^E	K3147HD
	Suburban- Rear Shaft- 6.0L.	L	4,6	K447A	
	Suburban- Rear Shaft- 8.1L.	L	4,6	K160A ²	
	- Clamp Kit K27048 Fits K3147 - Clamp Kit K37018 Fits K160 - Clamp Kit K37018 Fits K160A - Clamp Kit K37018 Fits K447A				
2000	Pick Up- Front Shaft.	L	1,3	K3147 ^E	K3147HD
	Pick Up- Rear Shaft- Extended Cab- Exc. Silverado. . . .	U	4,5,6	K447A ²	
	Pick Up- Rear Shaft- Regular Cab- Exc. Silverado.	L	4,6	K178	K178HD
	Pick Up- Rear Shaft- Silverado- AT- Exc. Extended Cab W/ Long Bed.	L	4,6	K178	K178HD
	Pick Up- Rear Shaft- Silverado- AT- Extended Cab, Long Bed.	U	4,5,6	K447A ²	
	Pick Up- Rear Shaft- Silverado- MT.	L	4,6	K160A ²	
	Suburban- Front Shaft.	L	1,3	K3147 ^E	K3147HD
	Suburban- Rear Shaft- 6.0L.	L	4,6	K447A	
	Suburban- Rear Shaft- 8.1L.	L	4,6	K160A ²	
	- Clamp Kit K27048 Fits K3147 - Clamp Kit K37018 Fits K447A - Clamp Kit K37018 Fits K178 - Clamp Kit K37018 Fits K160A				
1999	Pick Up- Front Shaft.	L	1,3	K3147 ^E	K3147HD
	Pick Up- Rear Shaft- Extended Cab- Exc. Silverado. . . .	U	4,5,6	K447A ²	
	Pick Up- Rear Shaft- Regular Cab- Exc. Silverado.	L	4,6	K178	K178HD

Year Listing Continues

² See "Aluminum Joints" in the Reference Materials

^E With grease fitting in end of cup use K3147-1



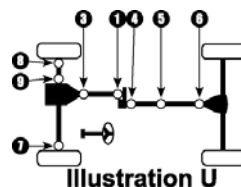
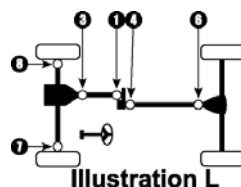
Year/ Model	Make	III.	Location	Standard U-Joint	Heavy Duty U-Joint
GMC (cont.)					
3/4 TON PICK UP and SUBURBAN (cont.)					
1999	Pick Up- Rear Shaft- Silverado- AT- Exc. Extended Cab W/ Long Bed.	L	4,6	K178	K178HD
	Pick Up- Rear Shaft- Silverado- AT- Extended Cab, Long Bed.	U	4,5,6	K447A ²	
	Pick Up- Rear Shaft- Silverado- MT.	L	4,6	K160A ²	
	Suburban- Front Shaft.	L	1,3	K3147 ^E	K3147HD
	Suburban- Rear Shaft.	L	4,6	K178	K178HD
	- Clamp Kit K27048 Fits K3147 - Clamp Kit K37018 Fits K447A - Clamp Kit K37018 Fits K178 - Clamp Kit K37018 Fits K160A				
1998-97	Pick Up- Front Shaft.	L	1,3	K3147 ^E	K3147HD
	Pick Up- Rear Shaft- Extended Cab.	U	4,5,6	K447A ²	
	Pick Up- Rear Shaft- Regular Cab.	L	4,6	K178	K178HD
	Suburban- Front Shaft.	L	1,3	K3147 ^E	K3147HD
	Suburban- Rear Shaft.	L	4,6	K178	K178HD
	- Clamp Kit K27048 Fits K3147 - Clamp Kit K37018 Fits K447A - Clamp Kit K37018 Fits K178				
1996-94	Pick Up- Front Shaft- Exc. Turbo Diesel.	L	1,3	K3147 ^E	K3147HD
	Pick Up- Front Shaft- W/ Turbo Diesel.	L	1 3	K1203 ^F K212	K1203HD
	Pick Up- Rear Shaft- Extended Cab.	U	4,5,6	K447A ²	
	Pick Up- Rear Shaft- Regular Cab.	U	4,6	K178	K178HD
	Suburban- Front Shaft- Exc. Turbo Diesel.	L	1,3	K3147 ^E	K3147HD
	Year Listing Continues				

4 WHEEL DRIVE TRUCKS

² See "Aluminum Joints" in the Reference Materials

^E With grease fitting in end of cup use K3147-1

^F With grease fitting in end of cup use K1203-1



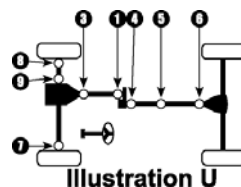
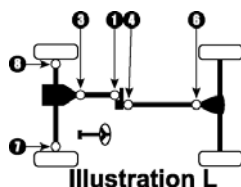
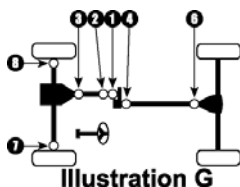
Year/ Model	Make	III.	Location	Standard U-Joint	Heavy Duty U-Joint
GMC (cont.)					
3/4 TON PICK UP and SUBURBAN (cont.)					
1996-94	Suburban- Front Shaft- W/ Turbo Diesel.	L	1	K1203 ^F	K1203HD
			3	K212	
	Suburban- Rear Shaft.	L	4,6	K178	K178HD
	- Clamp Kit K27048 Fits K3147				
	- Clamp Kit K27048 Fits K212				
	- Clamp Kit K37018 Fits K447A				
	- Clamp Kit K37018 Fits K178				
1993-92	Pick Up- Front Shaft.	L	1,3	K3147 ^E	K3147HD
	Pick Up- Rear Shaft- Extended Cab.	U	4,5,6	K447A ²	
	Pick Up- Rear Shaft- Regular Cab- W/ Aluminum Driveshaft ²	L	4,6	K447A	
	Pick Up- Rear Shaft- Regular Cab.- W/ Steel Driveshaft.	L	4,6	K178	K178HD
	Suburban- Front Shaft.	L	1,3	K3147 ^E	K3147HD
	Suburban- Rear Shaft.	L	4,6	K178	K178HD
	- Clamp Kit K27048 Fits K3147				
	- Clamp Kit K37018 Fits K447A				
	- Clamp Kit K37018 Fits K178				
1991-88	Pick Up- Front Shaft- W/ AT.	L	1,3	K3147 ^E	K3147HD
	Pick Up- Front Shaft- W/ MT.	L	1	K1203 ^F	K1203HD
			3	K212	
	Pick Up- Rear Shaft- Extended Cab.	U	4,5,6	K447A ²	
	Pick Up- Rear Shaft- Regular Cab- W/ Aluminum Driveshaft ²	L	4,6	K447A	
	Pick Up- Rear Shaft- Regular Cab- W/ Steel Driveshaft.	L	4,6	K178	K178HD

Year Listing Continues

² See "Aluminum Joints" in the Reference Materials

^E With grease fitting in end of cup use K3147-1

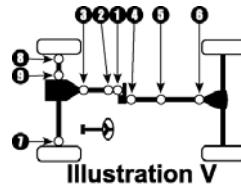
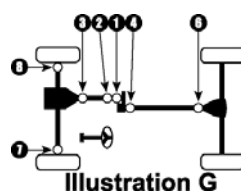
^F With grease fitting in end of cup use K1203-1



Year/ Model	Make	III.	Location	Standard U-Joint	Heavy Duty U-Joint
GMC (cont.)					
3/4 TON PICK UP and SUBURBAN (cont.)					
1991-88	Suburban- Front Shaft.	G	1,2 3	K3147 ^E K153 ^B	K3147HD K153HD
	Suburban- Rear Shaft.	G	4,6	K178	K178HD
	Suburban- Wheel Joints.	G	7,8	K297 ^H	K297HD
	<ul style="list-style-type: none"> - Clamp Kit K27048 Fits K3147 - Clamp Kit K27048 Fits K212 - Clamp Kit K37018 Fits K447A - Clamp Kit K37018 Fits K178 - Ball Seat Kit Use 403-0 (Front Shaft) - Clamp Kit K27028 Fits K153 				
	1987-82	Front Shaft.	V	1,2 3	K3147 ^E K153 ^B
	Rear Shaft.	V	4,6	K178	K178HD
	Wheel Joints.	V	7,8	K297 ^H	K297HD
<ul style="list-style-type: none"> - Ball Seat Kit Use 403-0 (Front Shaft) - Clamp Kit K27028 Fits K153 - Clamp Kit K37018 Fits K178 					
1981-79	Front Shaft.	V	1,2 3	K3147 ^E K153 ^B	K3147HD K153HD
	Rear Shaft- W/ 2 Joints.	V	4 6	K153 ^B K178	K153HD K178HD
	Rear Shaft- W/ 3 Joints.	V	4,5,6	K178	K178HD
	Wheel Joints.	V	7,8	K297 ^H	K297HD
	- Clamp Kit K27028 Fits K153				
1978-77	Front Shaft- W/ Inside Lock Rings.	V	1,2 3	K3147 ^E K153 ^B	K3147HD K153HD
	Front Shaft- W/ Outside Lock Rings.	V	1,2 3	K278 K153 ^B	K153HD K153HD
	Year Listing Continues				

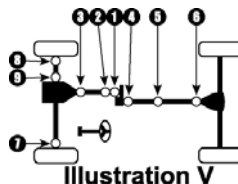
4 WHEEL DRIVE TRUCKS

^B With grease fitting in end of cup use K153-1
^E With grease fitting in end of cup use K3147-1
^H With grease fitting in end of cup use K297HD-1



Year/ Model	Make	III.	Location	Standard U-Joint	Heavy Duty U-Joint
GMC (cont.)					
3/4 TON PICK UP and SUBURBAN (cont.)					
1978-77	Rear Shaft- W/ 2 Joints.	V	4	K153 ^B	K153HD
			6	K178	K178HD
	Rear Shaft- W/ 3 Joints.	V	4,5,6	K178	K178HD
	Wheel Joints.	V	7,8	K297 ^H	K297HD
	<ul style="list-style-type: none"> - Ball Seat Kit Use 403-0 (Front Shaft) W/Inside Lock Rings - Clamp Kit K27028 Fits K153 - Centering Yoke Use R2-21-1355 (Front Shaft) W/Outside Lock Rings 				
1976-75	Front Shaft.	V	1,2	K278	K153HD
			3	K153 ^B	K153HD
	Rear Shaft- W/ Full Time Transfer Case.	V	4,6	K153 ^B	K153HD
	Rear Shaft- W/ Part Time Transfer Case- W/ 2 Joints. . .	V	4,6	K178	K178HD
	Rear Shaft- W/ Part Time Transfer Case- W/ 3 Joints. . .	V	4,5,6	K178	K178HD
	Wheel Joints.	V	7,8	K297 ^H	K297HD
	<ul style="list-style-type: none"> - Centering Yoke Use R2-21-1355 (Front Shaft) - Clamp Kit K27028 Fits K153 				
1974-73	Front Shaft.	V	1,2	K153 ^B	K153HD
			3	K153 ^B	K153HD
	Rear Shaft- W/ 1.063" OD Bearing.	V	4,6	K153 ^B	K153HD
	Rear Shaft- W/ 1.188" OD Bearing.	V	4,6	K178	K178HD
	Wheel Joints.	V	7,8	K297 ^H	K297HD
	<ul style="list-style-type: none"> - Centering Yoke Use R2-21-1355 (Front Shaft) - Clamp Kit K27028 Fits K153 - U Bolt Kit K29428 Fits K153 - U-Bolt Kit K39418 Fits K178 				
1972-67	Front Shaft.	V	1,2	K153 ^B	K153HD
			3	K153 ^B	K153HD
	Rear Shaft- W/ 1.063" OD Bearing.	V	4,6	K153 ^B	K153HD
	Rear Shaft- W/ 1.188" OD Bearing.	V	4,6	K178	K178HD
Year Listing Continues					

^B With grease fitting in end of cup use K153-1
^H With grease fitting in end of cup use K297HD-1



Year/ Model	Make	III.	Location	Standard U-Joint	Heavy Duty U-Joint
GMC (cont.)					
3/4 TON PICK UP and SUBURBAN (cont.)					
1972-67	Wheel Joints.	V	7,8	K260 ^G	K260HD
	<ul style="list-style-type: none"> - Centering Yoke Use R2-21-1355 (Front Shaft) - U Bolt Kit K29428 Fits K153 - U-Bolt Kit K39418 Fits K178 				
1966-61	Front Shaft.	Q	1,2	K153 ^B	K153HD
	Intermediate Shaft- W/ 3 Spd. MT.	Q	3,4	K153 ^B	K153HD
	Intermediate Shaft- W/ 4 Spd. MT.	Q	3	K178	K178HD
			4	K153 ^B	K153HD
	Rear Shaft.	Q	5,6	K178	K178HD
	Wheel Joints- W/ Inside Lock Rings.	Q	7,8	K260 ^G	K260HD
	Wheel Joints- W/ Outside Lock Rings.	Q	7,8	K178	K178HD
	<ul style="list-style-type: none"> - U Bolt Kit K29428 Fits K153 - U-Bolt Kit K39418 Fits K178 				
1 TON PICK UP and CHASSIS CAB					
2005-04	Front Shaft.	L	1,3	K3147 ^E	K3147HD
	Rear Shaft.			N/A ⁽⁵⁾	
	- Clamp Kit K27048 Fits K3147				
2003-01	Front Shaft.	L	1,3	K3147 ^E	K3147HD
	Rear Shaft- Crew Cab- 6 Spd MT.	U	4,5,6	K188	
	Rear Shaft- Crew Cab- Exc 6 Spd MT.	U	4,5,6	K160A	
	Rear Shaft- Extended Cab- 6 Spd MT.	U	4,5,6	K188	
	Rear Shaft- Extended Cab- Exc 6 Spd MT.	U	4,5,6	K160A	
	Rear Shaft- Regular Cab- 6 Spd MT.	L	4,6	K188	
	Rear Shaft- Regular Cab- Exc. 6 Spd MT.	L	4,6	K160	K160HD
	<ul style="list-style-type: none"> - Clamp Kit K27048 Fits K3147 - Clamp Kit K37018 Fits K160A - Clamp Kit K37018 Fits K160 				
2000-97	Front Shaft.	L	1,3	K3147 ^E	K3147HD
	Rear Shaft- Chassis Cab- 2 Joint Shaft.	L	4,6	K160	K160HD
Year Listing Continues					

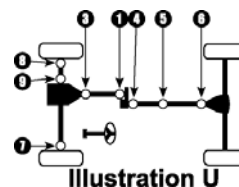
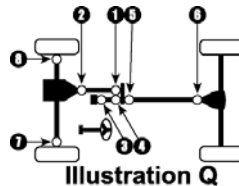
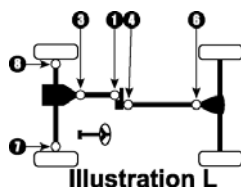
4 WHEEL DRIVE TRUCKS

⁽⁵⁾ Limited information- Call sales at 800-728-7237 for availability

^B With grease fitting in end of cup use K153-1

^E With grease fitting in end of cup use K3147-1

^G With grease fitting in end of cup use K260HD-1



Year/ Model	Make	III.	Location	Standard U-Joint	Heavy Duty U-Joint
----------------	------	------	----------	---------------------	-----------------------

GMC (cont.)

1 TON PICK UP and CHASSIS CAB (cont.)

2000-97	Rear Shaft- Chassis Cab- 3 Joint Shaft.	U	4,5,6	K160	K160HD
	Rear Shaft- Crew Cab.	U	4,5,6	K447A ²	
	Rear Shaft- Extended Cab.	U	4,5,6	K447A ²	
	Rear Shaft- Regular Cab.	L	4,6	K178	K178HD
	- Clamp Kit K27048 Fits K3147				
	- Clamp Kit K37018 Fits K160				
	- Clamp Kit K37018 Fits K447A				
	- Clamp Kit K37018 Fits K178				
1996-92	Front Shaft.	U	1,3	K3147 ^E	K3147HD
	Rear Shaft- W/ 2 Joint Shaft.	L	4,6	K178	K178HD
	Rear Shaft- W/ 3 Joint Shaft- W/ Aluminum Driveshaft ²	U	4,5,6	K447A	
	Rear Shaft- W/ 3 Joint Shaft- W/ Steel Driveshaft.	U	4,5,6	K178	K178HD
	- Clamp Kit K27048 Fits K3147				
	- Clamp Kit K37018 Fits K178				
	- Clamp Kit K37018 Fits K447A				
1991-89	2 Door Pick Up & Cab Chassis- Front Shaft- W/ AT- Exc. Dual Rear Wheels.	L	1,3	K3147 ^E	K3147HD
	2 Door Pick Up & Cab Chassis- Front Shaft- W/ MT or W/ AT & Dual Rear Wheels.	L	1 3	K1203 ^F K212	K1203HD
	2 Door Pick Up & Cab Chassis- Rear Shaft- W/ 131.5" W.B..	L	4,6	K178	K178HD
	2 Door Pick Up & Cab Chassis- Rear Shaft- W/ 155.5" W.B..	V	4,5,6	K178	K178HD
	4 Door Pick Up & Cab Chassis- Front Shaft.	V	1,2 3	K3147 ^E K153 ^B	K3147HD K153HD

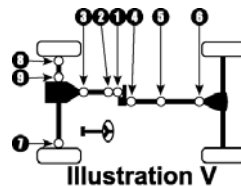
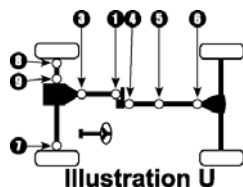
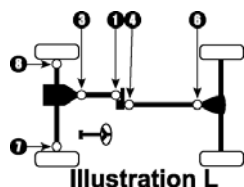
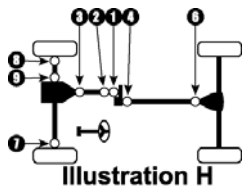
Year Listing Continues

² See "Aluminum Joints" in the Reference Materials

^B With grease fitting in end of cup use K153-1

^E With grease fitting in end of cup use K3147-1

^F With grease fitting in end of cup use K1203-1



Year/ Model	Make	III.	Location	Standard U-Joint	Heavy Duty U-Joint
----------------	------	------	----------	---------------------	-----------------------

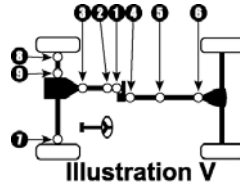
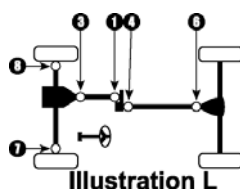
GMC (cont.)

1 TON PICK UP and CHASSIS CAB (cont.)

1991-89	4 Door Pick Up & Cab Chassis- Rear Shaft- W/ 131.5" W.B.	H	4,6	K178	K178HD
	4 Door Pick Up & Cab Chassis- Rear Shaft- W/ 135.5", 159.5" or 164.5" W.B.	V	4,5,6	K178	K178HD
	4 Door Pick Up & Cab Chassis- Wheel Joints.	V	7,8	K332 ^J	K332HD
<ul style="list-style-type: none"> - Clamp Kit K27048 Fits K3147 - Clamp Kit K27048 Fits K212 - Clamp Kit K37018 Fits K178 - Ball Seat Kit Use 403-0 (Front Shaft) - U Bolt Kit K29428 Fits K153 					
1988	2 Door Pick Up & Cab Chassis- Front Shaft- W/ 131.5" W.B. & Dual Rear Wheels.	V	1,2 3	K3147 ^E K153 ^B	K3147HD K153HD
	2 Door Pick Up & Cab Chassis- Front Shaft- W/ 131.5" W.B.- W/ AT- Exc. Dual Rear Wheels.	L	1,3	K3147 ^E	K3147HD
	2 Door Pick Up & Cab Chassis- Front Shaft- W/ 131.5" W.B.- W/ MT- Exc. Dual Rear Wheels.	L	1 3	K1203 ^F K212	K1203HD
	2 Door Pick Up & Cab Chassis- Front Shaft- W/ 155.5" W.B.- W/ AT.	L	1,3	K3147 ^E	K3147HD
	2 Door Pick Up & Cab Chassis- Front Shaft- W/ 155.5" W.B.- W/ MT.	L	1 3	K1203 ^F K212	K1203HD
	2 Door Pick Up & Cab Chassis- Rear Shaft- W/ 131.5" W.B. & Dual Rear Wheels.	V	4,6	K178	K178HD
	2 Door Pick Up & Cab Chassis- Rear Shaft- W/ 131.5" W.B.- Exc. W/ Dual Rear Wheels.	L	4,6	K178	K178HD
	2 Door Pick Up & Cab Chassis- Rear Shaft- W/ 155.5" W.B.	V	4,5,6	K178	K178HD

Year Listing Continues

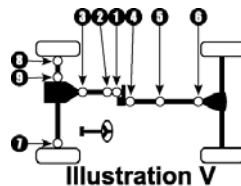
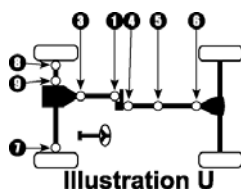
^B With grease fitting in end of cup use K153-1
^E With grease fitting in end of cup use K3147-1
^F With grease fitting in end of cup use K1203-1
^J With grease fitting in end of cup use K332HD-1



4 WHEEL DRIVE TRUCKS

Year/ Model	Make	III.	Location	Standard U-Joint	Heavy Duty U-Joint
GMC (cont.)					
1 TON PICK UP and CHASSIS CAB (cont.)					
1988	2 Door Pick Up & Cab Chassis- Wheel Joints- W/ 131.5" W.B. & Dual Rear Wheels.	V	7,8	K332 ^J	K332HD
	4 Door Pick Up & Cab Chassis- Front Shaft.	V	1,2 3	K3147 ^E K153 ^B	K3147HD K153HD
	4 Door Pick Up & Cab Chassis- Rear Shaft- W/ 131.5" W.B..	V	4,5	K178	K178HD
	4 Door Pick Up & Cab Chassis- Rear Shaft- W/ 135.5", 159.5" or 164.5" W.B..	V	4,5,6	K178	K178HD
	4 Door Pick Up & Cab Chassis- Wheel Joints.	V	7,8	K332 ^J	K332HD
	- Ball Seat Kit Use 403-0 (Front Shaft) - Clamp Kit K27048 Fits K3147 - Clamp Kit K27028 Fits K212 - Clamp Kit K37018 Fits K178				
1987-80	Front Shaft.	V	1,2 3	K3147 ^E K153 ^B	K3147HD K153HD
	Rear Shaft- W/ 131.5" W.B..	V	4,6	K178	K178HD
	Rear Shaft- W/ 135.5", 159.5" or 164.5" W.B..	V	4,5,6	K178	K178HD
	Wheel Joints.	V	7,8	K332 ^J	K332HD
	- Ball Seat Kit Use 403-0 (Front Shaft) - U Bolt Kit K29428 Fits K153 - Clamp Kit K37028 Fits K178				
1979	Front Shaft.	V	1,2 3	K153 ^B K178	K153HD K178HD
	Rear Shaft- W/ AT.	V	4 5,6	K153 ^B K178	K153HD K178HD
	Rear Shaft- W/ MT.	V	4,5,6	K178	K178HD
	Wheel Joints.	V	7,8	K332 ^J	K332HD
	- Centering Yoke Use R2-21-1355 (Front Shaft)				
1978-77	Front Shaft.	U	1,3	K153 ^B	K153HD
	Rear Shaft.	U	4,5,6	K178	K178HD
	Wheel Joints.	U	7,8	K332 ^J	K332HD
	- U Bolt Kit K29428 Fits K153				

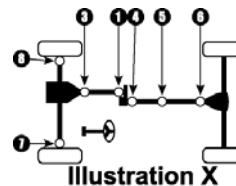
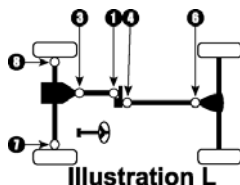
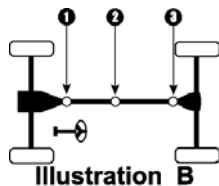
^B With grease fitting in end of cup use K153-1
^E With grease fitting in end of cup use K3147-1
^J With grease fitting in end of cup use K332HD-1



Year/ Model	Make	III.	Location	Standard U-Joint	Heavy Duty U-Joint
HONDA					
CR-V					
2005-02	All Wheel Drive.			N/A ⁽⁵⁾	
2001-97	All Wheel Drive- W/ Staked-In Type Joints.	B	1,3	430-9A ⁶	
ELEMENT					
2005-03	All.			N/A ⁽⁵⁾	
PASSPORT					
2002-98	Front Shaft.	L	1,3	K153 ^B	K153HD
	Rear Shaft- W/ Aluminum Driveshaft ²	L	4,6	K467A	
	Rear Shaft- W/ Steel Driveshaft.	L	4,6	K153 ^B	K153HD
1997-93	Front Shaft.	X	1,3	K1515	
	Rear Shaft.	X	4,5,6	K153 ^B	K153HD
	<i>- Clamp Kit K27018 Fits K153 at Support Bearing</i>				
PILOT					
2005-03	All.			N/A ⁽⁵⁾	
HUMMER					
H2					
2005-03	Front Shaft.	L	1,3	K3147 ^E	K3147HD
	Rear Shaft.	L	4,6	K178	K178HD
	<i>- Clamp Kit K27048 Fits K3147</i>				
	<i>- Clamp Kit K37018 Fits K178</i>				
HYUNDAI					
SANTA FE					
2005-01	All.			N/A ⁽⁵⁾	
TUCSON					
2005	All.			N/A ⁽⁵⁾	

4 WHEEL DRIVE TRUCKS

⁽⁵⁾ Limited information- Call sales at 800-728-7237 for availability
² See "Aluminum Joints" in the Reference Materials
⁶ See "Staked-In Replacement Joints" in the Reference Material
^B With grease fitting in end of cup use K153-1
^E With grease fitting in end of cup use K3147-1



Year/ Model	Make	III. Location	Standard U-Joint	Heavy Duty U-Joint
INFINITI				
FX SERIES				
2005-03	Front Shaft.....		N/A ⁽⁵⁾	
	Rear Shaft.....		N/A ⁽⁵⁾	
QX4				
2003-97	Front Shaft.....		K449	
	Rear Shaft.....		K1505	
QX56				
2005-04	Front Shaft.....		N/A ⁽⁵⁾	
	Rear Shaft.....		N/A ⁽⁵⁾	

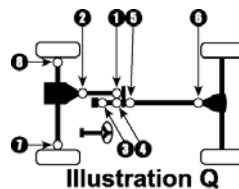
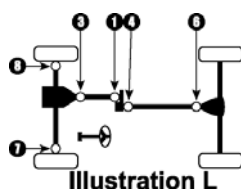
INTERNATIONAL TRK					
1300 SERIES					
1975-56	Front Shaft.....	Q	1,2	K1200	K1200HD
	Intermediate Shaft.....	Q	3,4	K1200	K1200HD
	Rear Shaft.....	Q	5,6	K1200	K1200HD
	Wheel Joints.....	Q	7,8	K332 ^J	K332HD
SCOUT and SCOUT II (80 and 800 SERIES)					
1980-74	Front Shaft.....	L	1,3	K1200	K1200HD
	Rear Shaft.....	L	4,6	K1200	K1200HD
	Wheel Joints.....	L	7,8	K297 ^H	K297HD
1973-70	Front Shaft.....	L	1,3	K1200	K1200HD
	Rear Shaft.....	L	4,6	K1200	K1200HD
	Wheel Joints.....	L	7,8	K260 ^G	K260HD
1969	Wheel Joints.....	L	7,8	K260 ^G	K260HD
1968-66	Front Shaft.....	L	1,3	K1200	K1200HD
	Rear Shaft.....	L	4,6	K1200	K1200HD
	Wheel Joints.....	L	7,8	K260 ^G	K260HD
1965-61	Front Shaft.....	L	1,3	K2140	
Year Listing Continues					

⁽⁵⁾ Limited information- Call sales at 800-728-7237 for availability

^G With grease fitting in end of cup use K260HD-1

^H With grease fitting in end of cup use K297HD-1

^J With grease fitting in end of cup use K332HD-1



Year/ Model	Make	III.	Location	Standard U-Joint	Heavy Duty U-Joint
INTERNATIONAL TRK (cont.)					
SCOUT and SCOUT II (80 and 800 SERIES) (cont.)					
1965-61	Rear Shaft.	L	4,6	K2140	
	Wheel Joints.	L	7,8	K260 ^G	K260HD
TRAVELALL and PICK UP (100, 110, 120, 900, 1000, 1100, and 1200 SERIES)					
1978-74	Front Shaft.	Q	1,2	K1200	K1200HD
	Middle Shaft.	Q	3,4	K1200	K1200HD
	Rear Shaft.	Q	5,6	K1200	K1200HD
	Wheel Joints.	Q	7,8	K297 ^H	K297HD
1973-53	Front Shaft.	Q	1,2	K1200	K1200HD
	Middle Shaft.	Q	3,4	K1200	K1200HD
	Rear Shaft.	Q	5,6	K1200	K1200HD
	Wheel Joints- W/ Inside Lock Rings.	Q	7,8	K260 ^G	K260HD
	Wheel Joints- W/ Outside Lock Rings.	Q	7,8	K178	K178HD

ISUZU

AMIGO					
2000-98	Front Shaft.	L	1,3	K153 ^B	K153HD
	Rear Shaft.	L	1,3	K153 ^B	K153HD
			4,6		
1994-89	Front Shaft.	L	1,3	K1515	
	Rear Shaft.	L	4,6	K1515	
ASCENDER					
2005-03	Front Shaft- Rear Joint of Shaft Uses High Speed Boot ⁹ .	L	1	429-80A ^D	
			3	K350	
	Rear Shaft.	L	4,6	K3147 ^E	K3147HD
	<i>- Boot Kit Use 429-21 (Front Shaft)</i> <i>- Clamp Kit K27048 Fits K3147</i>				

⁹ See "High Speed Boot Kits" in the Reference Materials

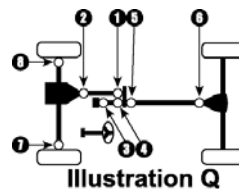
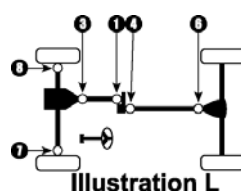
^B With grease fitting in end of cup use K153-1

^D See "C.V. Joint Information" in the Reference Materials

^E With grease fitting in end of cup use K3147-1

^G With grease fitting in end of cup use K260HD-1

^H With grease fitting in end of cup use K297HD-1



Year/ Model	Make		III. Location	Standard U-Joint	Heavy Duty U-Joint
ISUZU (cont.)					
AXIOM					
2004-02	Front Shaft.			N/A ⁽⁵⁾	
	Rear Shaft.			N/A ⁽⁵⁾	
HOMBRE					
2000-98	Front Shaft- Rear Joint Uses High Speed Boot ⁹	L	1 3	429-80 ^D K350	
	Rear Shaft.	L	4,6	K3147 ^E	K3147HD
	<i>- Boot Kit Use 429-21</i>				
PICK UP					
1995-91	Front Shaft.	U	1,3	K1515	
	Rear Shaft- W/ Inside Lock Rings.	U	4,5,6	K1515	
	Rear Shaft- W/ Outside Lock Rings.	U	4,5,6	K153 ^B	K153HD
1990-87	Front Shaft- From 12/87.	U	1,3	K1515	
	Front Shaft- To 11/87.	U	1 3	K1515 K111	
	Rear Shaft- From 12/87.	U	4,5,6	K1515	
	Rear Shaft- To 11/87.	U	4,5 6	K111 K1515	
1986	Front Shaft.	U	1 3	K1515 K111	
	Rear Shaft.	U	4,5 6	K111 K1515	
1985-81	Front Shaft.	U	1 3	K1515 K111	
	Rear Shaft.	U	4,5,6	K111	
RODEO					
2004-03	Front Shaft.			N/A ⁽⁵⁾	
	Rear Shaft.			N/A ⁽⁵⁾	
2002-98	Front Shaft.	L	1,3	K153 ^B	K153HD
Year Listing Continues					

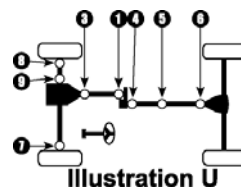
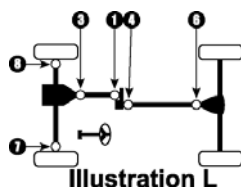
⁽⁵⁾ Limited information- Call sales at 800-728-7237 for availability

⁹ See "High Speed Boot Kits" in the Reference Materials

^B With grease fitting in end of cup use K153-1

^D See "C.V. Joint Information" in the Reference Materials

^E With grease fitting in end of cup use K3147-1

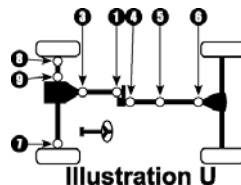
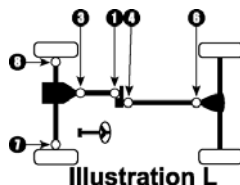


Year/ Model	Make	III.	Location	Standard U-Joint	Heavy Duty U-Joint
ISUZU (cont.)					
RODEO (cont.)					
2002-98	Rear Shaft.	L	4,6	K153 ^B	K153HD
1997-91	Front Shaft.	U	1,3	K1515	
	Rear Shaft.	U	4,5,6	K153 ^B	K153HD
- Clamp Kit K27018 Fits K153 at Support Bearing					
TROOPER					
2002-98	Front Shaft.	L	1,3	K1515	
	Rear Shaft.	L	4,6	K0411	
1997-90	Front Shaft.	U	1,3	K1515	
	Rear Shaft- 2 Door.	U	4,6	K1515	
	Rear Shaft- 4 Door.	U	4,5,6	K1515	
TROOPER II					
1989-87	Front Shaft- From 7/87.	U	1,3	K1515	
	Front Shaft- To 6/87.	U	1	K1515	
			3	K111	
	Rear Shaft- From 7/87.	U	4,5,6	K1515	
	Rear Shaft- To 6/87.	U	4,5,6	K111	
1986-84	Front Shaft.	U	1	K1515	
			3	K111	
	Rear Shaft.	U	4,5,6	K111	
VehiCROSS					
2001-99	Front Shaft.	L	1,3	K1515	
	Rear Shaft.	L	4,6	N/A ⁽¹⁾	
JEEP					

4 WHEEL DRIVE TRUCKS

⁽¹⁾ Limited information - Call sales at 815-967-1444 for availability

^B With grease fitting in end of cup use K153-1



Year/ Model	Make	III.	Location	Standard U-Joint	Heavy Duty U-Joint
JEEP (cont.)					
CHEROKEE					
2001-99	Front Shaft.	V	1,2	K278 ^B	K153HD
			3	K153 ^B	K153HD
	Rear Shaft.	V	4,6	K153 ^B	K153HD
	Wheel Joints.	V	7,8	K297 ^H	K297HD
	- Centering Yoke Use R2-21-1544 (Front Shaft)				
	- Clamp Kit K27018 Fits K153				
1998-92	Front Shaft.	V	1,2	K278 ^B	K153HD
			3	K153 ^B	K153HD
	Rear Shaft.	V	4,6	K153 ^B	K153HD
	Wheel Joints- Exc. Anti-Lock Brakes.	V	7,8	K260 ^G	K260HD
	Wheel Joints- W/ Anti-Lock Brakes.	V	7,8	K297 ^H	K297HD
	- Centering Yoke Use R2-21-1544 (Front Shaft)				
	- Clamp Kit K27018 Fits K153				
1991-88	Front Shaft.	V	1,2,3	K278 ^B	K153HD
	Rear Shaft.	V	4,6	K153 ^B	K153HD
	Wheel Joints.	V	7,8	K260 ^G	K260HD
	- Centering Yoke Use R2-21-1355 (Front Shaft)				
	- Clamp Kit K27018 Fits K153				
1987-84	Front Shaft- High Speed Boot at Transfer Case ⁹	L	1	419-80C ^D	
			3	K153 ^B	K153HD
	Front Shaft- U-Joints at Transfer Case.	G	1,2,3	K278 ^B	K153HD
	Rear Shafts.	L	4,6	K153 ^B	K153HD
	Wheel Joints.	L	7,8	K260 ^G	K260HD
		- Boot Kit Use 419-21			
	- Centering Yoke Use R2-21-1355 (Front Shaft)				
	- Clamp Kit K27018 Fits K153				
1983-80	Front Shaft.	H	1,2,3	K153 ^B	K153HD
	Rear Shaft.	H	1,3	K153 ^B	K153HD
	Wheel Joints.	H	7,8	K297 ^H	K297HD
	- Centering Yoke Use R2-21-1355 (Front Shaft)				
	- Clamp Kit K27018 Fits K153				

Year Listing Continues

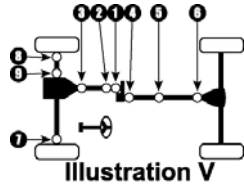
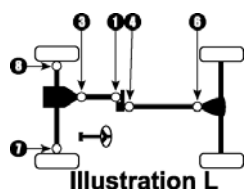
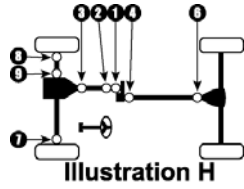
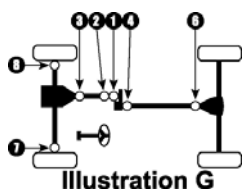
⁹ See "High Speed Boot Kits" in the Reference Materials

^B With grease fitting in end of cup use K153-1

^D See "C.V. Joint Information" in the Reference Materials

^G With grease fitting in end of cup use K260HD-1

^H With grease fitting in end of cup use K297HD-1



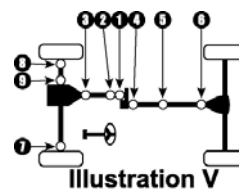
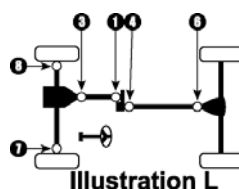
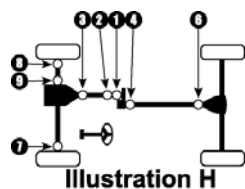
Year/ Model	Make	III.	Location	Standard U-Joint	Heavy Duty U-Joint
JEEP (cont.)					
CHEROKEE (cont.)					
1979-74	Front Shaft.	H	1,2,3	K153 ^B	K153HD
	Rear Shaft- AT.	H	1,3	K153 ^B	K153HD
	Rear Shaft- MT- (Front Joint is Pot Type W/O Body).	H	4	K1407	
			6	K1306	K1306HD
	Wheel Joints.	H	7,8	K297 ^H	K297HD
	- Centering Yoke Use R2-21-1355 (Front Shaft)				
	- U Bolt Kit K29428 Fits K153				
	- Clamp Kit K27038 Fits K1306				
CJ MODELS					
1986-82	Front Shaft.	L	1,3	K153 ^B	K153HD
	Rear Shaft.	L	4,6	K153 ^B	K153HD
	Wheel Joints.	L	7,8	K260 ^G	K260HD
	- Clamp Kit K27018 Fits K153				
1981-74	Front Shaft- W/ 2 Joint Shaft.	V	1,3	K153 ^B	K153HD
	Front Shaft- W/ 3 Joint Shaft.	V	1,2,3	K153 ^B	K153HD
	Rear Shaft.	V	4,6	K153 ^B	K153HD
	Wheel Joints.	V	7,8	K260 ^G	K260HD
	- Clamp Kit K27018 Fits K153 (From 1980)				
	- U-Bolt Kit K29428 Fits K153 (Thru 1979)				
	- Centering Yoke Use R2-21-1355 (Front Shaft)				
1973-68	Front Shaft.	L	1,3	K248	
	Rear Shaft.	L	4,6	K153 ^B	K153HD
	Wheel Joints.	L	7,8	K260 ^G	K260HD
	- U Bolt Kit K29428 Fits K153				
1967-60	Front Shaft- W/ Outside Lock Rings.	L	1,3	K153 ^B	K153HD
	Rear Shaft- W/ Outside Lock Rings.	L	4,6	K153 ^B	K153HD
	Wheel Joints.	L	7,8	K260 ^G	K260HD
	- U Bolt Kit K29428 Fits K153				
1959-55	Front Shaft.	L	1,3	K153 ^B	K153HD
	Rear Shaft.	L	4,6	K153 ^B	K153HD
Year Listing Continues					

4 WHEEL DRIVE TRUCKS

^B With grease fitting in end of cup use K153-1

^G With grease fitting in end of cup use K260HD-1

^H With grease fitting in end of cup use K297HD-1



Year/ Model	Make	III.	Location	Standard U-Joint	Heavy Duty U-Joint
JEEP (cont.)					
CJ MODELS (cont.)					
1959-55	Wheel Joints.	L	7,8	K260 ^G	K260HD
	- U Bolt Kit K29428 Fits K153				
COMANCHE PICKUP					
1992-86	Front Shaft.	V	1,2 3	K278 K153 ^B	K153HD K153HD
	Rear Shaft.	V	4,6	K153 ^B	K153HD
	Wheel Joints- Exc. Anti-Lock Brakes.	V	7,8	K260 ^G	K260HD
	Wheel Joints- W/ Anti-Lock Brakes.	V	7,8	K297 ^H	K297HD
	- Centering Yoke Use R2-21-1355 (Front Shaft - Greaseable)				
	- Centering Yoke Use R2-21-1543 (Front Shaft- Non-Greaseable)				
	- Clamp Kit K27018 Fits K153				
COMMANDO					
1973-72	Front Shaft.	L	1,3	K153 ^B	K153HD
	Rear Shaft.	L	4,6	K153 ^B	K153HD
	Wheel Joints.	L	7,8	K260 ^G	K260HD
	- U Bolt Kit K29428 Fits K153				
GLADIATOR					
	(SEE J-TRUCK).				
GRAND CHEROKEE					
2005	Front Drive Shaft.	L	1 3	361-80D ^D N/A ⁽⁵⁾	
	Rear Drive Shaft.			N/A ⁽⁵⁾	
	- Boot Kit Use 361-21 (Rear CV)				
2004-02	Front Shaft- 4.0L, CV Joint Style Drive Shaft.	L	1 3	361-80 ^D K153 ^B	K153HD
	Front Shaft- 4.7L, CV Joint Style Drive Shaft ⁹	L	1 3	361-80 ^D 361-80B ^D	
Year Listing Continues					

⁽⁵⁾ Limited information- Call sales at 800-728-7237 for availability

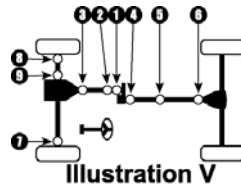
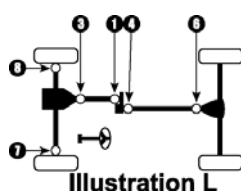
⁹ See "High Speed Boot Kits" in the Reference Materials

^B With grease fitting in end of cup use K153-1

^D See "C.V. Joint Information" in the Reference Materials

^G With grease fitting in end of cup use K260HD-1

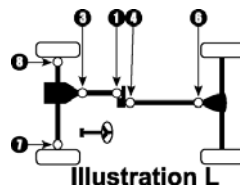
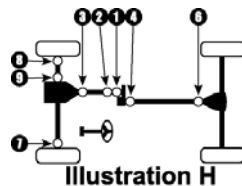
^H With grease fitting in end of cup use K297HD-1



Year/ Model	Make	III.	Location	Standard U-Joint	Heavy Duty U-Joint
JEEP (cont.)					
GRAND CHEROKEE (cont.)					
2004-02	Rear Shaft.	L	4,6	K153 ^B	K153HD
	<ul style="list-style-type: none"> - Boot Kit Use 361-21 (Rear CV) - Boot Kit Use 424-21 (Front CV) - Clamp Kit K27018 Fits K153 				
2001-99	Front Shaft- CV Joint Style Drive Shaft ⁹	L	1 3	361-80 ^D 361-80B ^D	
	Rear Shaft.	L	4,6	K153 ^B	K153HD
	<ul style="list-style-type: none"> - Boot Kit Use 424-21 (Front CV) - Boot Kit Use 361-21 (Rear CV) - Clamp Kit K27018 Fits K153 				
1998-93	Front Shaft- CV Joint Style Front Yoke ⁹	H	1,2 3	K278 424-80 ^D	K153HD
	Front Shaft- U-Joint Style Front Yoke.	H	1,2,3	K153 ^B	K153HD
	Rear Shaft.	H	4,6	K153 ^B	K153HD
	Wheel Joints- U-Joint Style.	H	7,8	K297 ^H	K297HD
	<ul style="list-style-type: none"> - Boot Kit Use 424-21 (Front Shaft) - Centering Yoke Use R2-21-1544 (Front Shaft) - Clamp Kit K27018 Fits K153 				
GRAND WAGONEER					
1993	Front Shaft- CV Joint Style Front Yoke ⁹	H	1,2 3	K278 424-80 ^D	K153HD
	Front Shaft- U-Joint Style Front Yoke.	H	1,2,3	K153 ^B	K153HD
	Rear Shaft.	H	4,6	K153 ^B	K153HD
	Wheel Joints- U-Joint Style.	H	7,8	K297 ^H	K297HD
	<ul style="list-style-type: none"> - Boot Kit Use 424-21 (Front Shaft) - Centering Yoke Use R2-21-1544 (Front Shaft) - Clamp Kit K27018 Fits K153 				
1991-84	Front Shaft.	H	1,2 3	K278 ^B K153 ^B	K153HD K153HD
Year Listing Continues					

4 WHEEL DRIVE TRUCKS

⁹ See "High Speed Boot Kits" in the Reference Materials
^B With grease fitting in end of cup use K153-1
^D See "C.V. Joint Information" in the Reference Materials
^H With grease fitting in end of cup use K297HD-1



Year/ Model	Make		III. Location	Standard U-Joint	Heavy Duty U-Joint	
JEEP (cont.)						
GRAND WAGONEER (cont.)						
1991-84	Rear Shaft.		H	4,6	K153 ^B	K153HD
	Wheel Joints.		H	7,8	K297 ^H	K297HD
	- Centering Yoke Use R2-21-1355 (Front Shaft)					
	- Clamp Kit K27018 Fits K153					
JEEPSTER COMMANDO						
1971-70	Front Shaft.		L	1,3	K153 ^B	K153HD
	Rear Shaft.		L	4,6	K153 ^B	K153HD
	Wheel Joints.		L	7,8	K260 ^G	K260HD
	- U Bolt Kit K29428 Fits K153					
1969-67	Front Shaft.		L	1,3	K248	
	Rear Shaft.		L	4,6	K153 ^B	K153HD
	Wheel Joints.		L	7,8	K260 ^G	K260HD
	- U Bolt Kit K29428 Fits K153					
J-TRUCK (Gladiator, J10 & J-20)						
1988-74	Front Shaft.		H	1,2,3	K153 ^B	K153HD
	Rear Shaft.		H	4,6	K153 ^B	K153HD
	Wheel Joints.		H	7,8	K297 ^H	K297HD
	- Clamp Kit K27018 Fits K153 (From 1980)					
	- U-Bolt Kit K29428 Fits K153 (Thru 1979)					
	- Centering Yoke Use R2-21-1355 (Front Shaft)					
LIBERTY						
2005-02	Front Shaft- CV Joint Style Drive Shaft ⁹		L	1	361-80 ^D	
				3	361-80B ^D	
	Rear Shaft.		L	4,6	K153 ^B	K153HD
	- Boot Kit Use 424-21 (Front CV)					
	- Boot Kit Use 361-21 (Rear CV)					
	- Clamp Kit K27018 Fits K153					
SCRAMBLER						
1986-81	(SEE CJ MODELS).		L	1,3	K153 ^B	K153HD

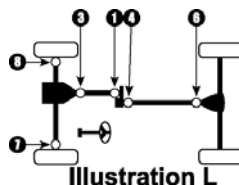
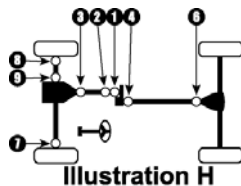
⁹ See "High Speed Boot Kits" in the Reference Materials

^B With grease fitting in end of cup use K153-1

^D See "C.V. Joint Information" in the Reference Materials

^G With grease fitting in end of cup use K260HD-1

^H With grease fitting in end of cup use K297HD-1



Year/ Model	Make	III.	Location	Standard U-Joint	Heavy Duty U-Joint
JEEP (cont.)					
WAGONEER					
1990-88	Front Shaft.	V	1,2,3	K278 ^B	K153HD
	Rear Shaft.	V	4,6	K153 ^B	K153HD
	Wheel Joints.	V	7,8	K260 ^G	K260HD
	- Centering Yoke Use R2-21-1355 (Front Shaft)				
	- Clamp Kit K27018 Fits K153				
1987-84	Front Shaft Using High Speed Boot at Transfer Case ⁹ . .	L	1	419-80C ^D	
			3	K153 ^B	K153HD
	Front Shaft W/ U-Joints at Transfer Case.	G	1,2,3	K278 ^B	K153HD
	Rear Shafts.	L	4,6	K153 ^B	K153HD
	Wheel Joints.	L	7,8	K260 ^G	K260HD
	- Boot Kit Use 419-21				
	- Centering Yoke Use R2-21-1355 (Front Shaft)				
	- Clamp Kit K27018 Fits K153				
1983-80	Front Shaft.	H	1,2,3	K153 ^B	K153HD
	Rear Shaft.	H	1,3	K153 ^B	K153HD
	Wheel Joints.	H	7,8	K297 ^H	K297HD
	- Centering Yoke Use R2-21-1355 (Front Shaft)				
	- Clamp Kit K27018 Fits K153				
1979-74	Front Shaft.	H	1,2,3	K153 ^B	K153HD
	Rear Shaft- AT.	H	1,3	K153 ^B	K153HD
	Rear Shaft- MT- (Front Joint is Pot Type W/O Body). . .	H	4	K1407	
			6	K1306	K1306HD
	Wheel Joints.	H	7,8	K297 ^H	K297HD
	- Centering Yoke Use R2-21-1355 (Front Shaft)				
	- U Bolt Kit K29428 Fits K153				
	- Clamp Kit K27038 Fits K1306				
1973-70	Front Shaft- W/ Inside Lock Rings.	L	1,3	K248	
	Front Shaft- W/ Outside Lock Rings.	L	1,3	K153 ^B	K153HD
	Rear Shaft- W/ Inside Lock Rings.	L	1,3	K248	
	Rear Shaft- W/ Outside Lock Rings.	L	1,3	K153 ^B	K153HD
	Wheel Joints.	L	7,8	K260 ^G	K260HD
	- U Bolt Kit K29428 Fits K153				
Year Listing Continues					

4 WHEEL DRIVE TRUCKS

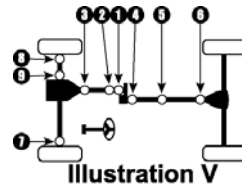
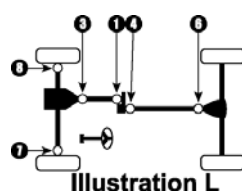
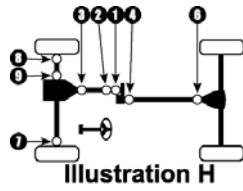
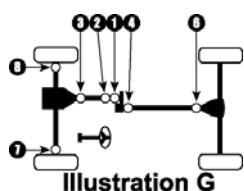
⁹ See "High Speed Boot Kits" in the Reference Materials

^B With grease fitting in end of cup use K153-1

^D See "C.V. Joint Information" in the Reference Materials

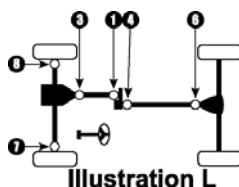
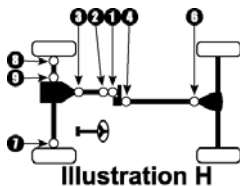
^G With grease fitting in end of cup use K260HD-1

^H With grease fitting in end of cup use K297HD-1



Year/ Model	Make	Ill.	Location	Standard U-Joint	Heavy Duty U-Joint
JEEP (cont.)					
WAGONEER (cont.)					
1969-68	Front Shaft- 6 Cyl.....	L	1,3	K248	
	Front Shaft- 8 Cyl.....	H	1	K2530	
			2	K2532	
			3	K2140	
	Rear Shaft- (Front Joint is Pot Type W/O Body).....	L	4	K1407	
			6	K1306	K1306HD
	Wheel Joints.....	L	7,8	K260 ^G	K260HD
	- Clamp Kit K27038 Fits K1306				
1967-66	Front Shaft- W/ Inside Lock Rings.....	L	1,3	K248	
	Front Shaft- W/ Outside Lock Rings.....	L	1,3	K153 ^B	K153HD
	Rear Shaft- (Front Joint is Pot Type W/O Body).....	L	4	K1407	
			6	K1306	K1306HD
	Wheel Joints.....	L	7,8	K260 ^G	K260HD
	- U Bolt Kit K29428 Fits K153				
	- Clamp Kit K27038 Fits K1306				
1965-64	Front Shaft.....	L	1,3	K248	
	Rear Shafts.....	L	4	K2011	
			6	K2140	
	Wheel Joints.....	L	7,8	K260 ^G	K260HD
WRANGLER					
2005-97	Front Shaft- W/ 2 Joint Shaft.....	L	1,3	K153 ^B	K153HD
	Front Shaft- W/ 3 Joint Shaft.....	H	1,2,3	K153 ^B	K153HD
	Rear Shaft.....	L	4,6	K153 ^B	K153HD
	Wheel Joints- W/ 1.063" OD Bearings.....	L	7,8	K260 ^G	K260HD
	Wheel Joints- W/ 1.188" OD Bearings.....	L	7,8	K297 ^H	K297HD
	- Clamp Kit K27018 Fits K153				
	- Centering Yoke Use R2-21-1544 (Front Shaft)				
1996-93	Front Shaft.....	L	1,3	K153 ^B	K153HD
	Rear Shaft- Rear Joint- W/ 3.500" Yoke [■]	L	4,6	K153 ^B	K153HD
Year Listing Continues					

^B With grease fitting in end of cup use K153-1
^G With grease fitting in end of cup use K260HD-1
^H With grease fitting in end of cup use K297HD-1
[■] Measure Outside Yoke



Year/ Model	Make	III.	Location	Standard U-Joint	Heavy Duty U-Joint
----------------	------	------	----------	---------------------	-----------------------

JEEP (cont.)					
WRANGLER (cont.)					
1996-93	Rear Shaft- Rear Joint- W/ 3.875" Yoke [■]	L	4	K153 ^B	K153HD
			6	K1203 ^F	K1203HD
	Wheel Joints- Exc. Anti-Lock Brakes.	L	7,8	K260 ^G	K260HD
	Wheel Joints- W/ Anti-Lock Brakes.	L	7,8	K297 ^H	K297HD
	- Clamp Kit K27018 Fits K153				
1992-87	Front Shaft.	L	1,3	K153 ^B	K153HD
	Rear Shaft.	L	4,6	K153 ^B	K153HD
	Wheel Joints.	L	7,8	K260 ^G	K260HD
	- Clamp Kit K27018 Fits K153				

KIA					
SPORTAGE					
2005	All.			N/A ⁽⁵⁾	
2002-95	Front Shaft.	L	1,3	K1513	
	Rear Shaft.	L	4,6	K1513	

LAND ROVER					
FREELANDER					
2004-02	Front Shaft.			N/A ⁽⁵⁾	
	Rear Shaft.			N/A ⁽⁵⁾	
LAND ROVER					
2004-02	Front Shaft.			N/A ⁽⁵⁾	
	Rear Shaft.			N/A ⁽⁵⁾	
2001	Front Shaft- From VIN 1A292873.			N/A ⁽⁵⁾	
	Front Shaft- Thru VIN 1A292872.	L	1,3	K4	
	Rear Shaft- From VIN 1A292873.			N/A ⁽⁵⁾	
	Rear Shaft- Thru VIN 1A292872.	L	4	K4	
			6	N/A	
2000-98	Front Shaft.	L	1,3	K4	
	Year Listing Continues				

⁽⁵⁾ Limited information- Call sales at 800-728-7237 for availability

^B With grease fitting in end of cup use K153-1

^F With grease fitting in end of cup use K1203-1

^G With grease fitting in end of cup use K260HD-1

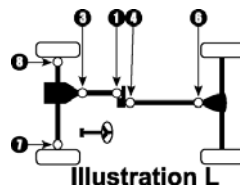
^H With grease fitting in end of cup use K297HD-1

[■] Measure Outside Yoke

● Measure Inside Yoke



■ Measure Outside Yoke



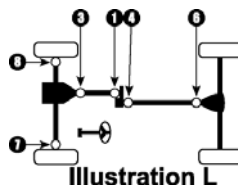
4 WHEEL DRIVE TRUCKS

Year/ Model	Make	III.	Location	Standard U-Joint	Heavy Duty U-Joint
----------------	------	------	----------	---------------------	-----------------------

LAND ROVER (cont.)

LAND ROVER (cont.)					
2000-98	Rear Shaft.	L	4	K4	
			6	N/A	
1997-87	Front Shaft.	L	1,3	K4	
	Rear Shaft.	L	4,6	K4	
1986	Front Shaft — W/ 2.931" Across Cups.	L	1,3	K4	
	Front Shaft — W/ 3.217" Across Cups.	L	1,3	K153 ^B	K153HD
	Rear Shaft — W/ 2.931" Across Cups.	L	4,6	K4	
	Rear Shaft — W/ 3.217" Across Cups.	L	4,6	K153 ^B	K153HD
1985-63	Front Shaft.	L	1,3	K153 ^B	K153HD
	PTO Drive.			K153 ^B	K153HD
	Rear Shaft.	L	4,6	K153 ^B	K153HD
1962-48	Front Shaft.	L	1,3	K4	
	PTO Drive.			K153 ^B	K153HD
	Rear Shaft.	L	4,6	K4	
RANGE ROVER					
2004-03	Front Shaft.			N/A ⁽⁵⁾	
	Rear Shaft.			N/A ⁽⁵⁾	
2002-95	Front Shaft.	L	1,3	K4	
	Rear Shaft.	L	4	K4	
			6	N/A	
1995-86	Front Shaft.	L	1,3	K4	
	Rear Shaft.	L	4,6	K4	
1985-71	Front Shaft.	L	1,3	K153 ^B	K153HD
	Rear Shaft.	L	4,6	K153 ^B	K153HD

⁽⁵⁾ Limited information- Call sales at 800-728-7237 for availability
^B With grease fitting in end of cup use K153-1



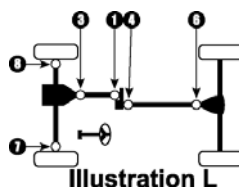
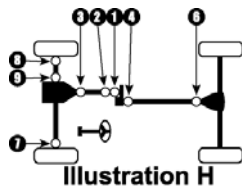
Year/ Model	Make	III.	Location	Standard U-Joint	Heavy Duty U-Joint
LEXUS					
GX470					
2004-03	Front Shaft.			N/A ⁽⁵⁾	
	Rear Shaft.			N/A ⁽⁵⁾	
LX450					
1998-96	Front Shaft.	L	1,3	K1510	
	Rear Shaft.	L	4,6	K1510	
LX470					
2004-03	Front Shaft.			N/A ⁽⁵⁾	
	Rear Shaft.	L	4,6	K1510	
2002-98	Front Shaft.	L	1,3	K1510	
	Rear Shaft.	L	4,6	K1510	
RX300					
2004-02	All.			N/A ⁽⁵⁾	

LINCOLN

AVIATOR					
2005	Front Shaft- Rear Joint Uses High Speed Boot ⁹	H	1 3	427-80 ^D K153 ^B	K153HD
	Rear Shaft - from 12/10/04.			N/A ⁽⁵⁾	
	Rear Shaft - thru 12/09/04.			N/A ⁽⁵⁾	
	- Boot Kit Use 427-21A (Front Shaft)				
	- Clamp Kit K27018 Fits K153				
2004-03	Front Shaft- Rear Joint Uses High Speed Boot ⁹	H	1 3	427-80 ^D K153 ^B	K153HD
	Rear Shaft.			N/A ⁽⁵⁾	
	- Boot Kit Use 427-21A (Front Shaft)				
	- Clamp Kit K27018 Fits K153				

4 WHEEL DRIVE TRUCKS

⁽⁵⁾ Limited information- Call sales at 800-728-7237 for availability
⁹ See "High Speed Boot Kits" in the Reference Materials
^B With grease fitting in end of cup use K153-1
^D See "C.V. Joint Information" in the Reference Materials



Year/ Model	Make	III.	Location	Standard U-Joint	Heavy Duty U-Joint
LINCOLN (cont.)					
NAVIGATOR					
2005-03	Front Shaft.			N/A ⁽⁵⁾	
	Rear Shaft.			N/A ⁽⁵⁾	
2002-97	Front Shaft.	H	1,3	K1203 ^F	K1203HD
	Rear Shaft.	H	4,6	K178	K178HD
MAZDA					
B-2300					
1996-95	Front Shaft.	T	1,2	K278	K153HD
			3	K153 ^B	K153HD
	Rear Shaft.	T	4,5	K278	K153HD
			6	K153 ^B	K153HD
	Wheel Joints.	T	7,8	K297 ^H	K297HD
	<ul style="list-style-type: none"> - Centering Yoke Use R2-21-1544 (Front Shaft) - Clamp Kit K27018 Fits K153 - Centering Yoke Use R2-21-1543 (Rear Shaft) 				
B-2600					
1993-89	Front Shaft.	U	1,3	K1513	
	Rear Shaft- Cab Plus.	U	4,5,6	K1507	
	Rear Shaft- Regular Cab.	U	4,6	K1507	
1988-87	Front Shaft.	U	1,3	K1513	
	Rear Shaft- Cab Plus.	U	4,5,6	K1507	
	Rear Shaft- Regular Cab- Long Bed.	U	4,5,6	K1507	
	Rear Shaft- Regular Cab- Short Bed.	H	4,6	K1507	
B-3000					
2003-98	Front Shaft- Rear Joint Uses High Speed Boot ⁹	S	1	K153 ^B	K153HD
			3	427-80 ^D	
	Rear Shaft.	S	4,6	K1203 ^F	K1203HD
	- Boot Kit Use 427-21A (Front Shaft)				
Year Listing Continues					

⁽⁵⁾ Limited information- Call sales at 800-728-7237 for availability

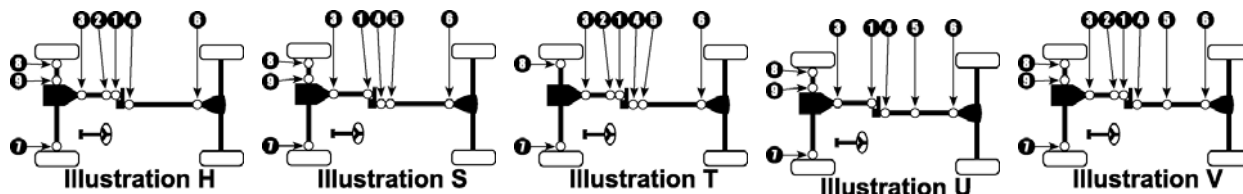
⁹ See "High Speed Boot Kits" in the Reference Materials

^B With grease fitting in end of cup use K153-1

^D See "C.V. Joint Information" in the Reference Materials

^F With grease fitting in end of cup use K1203-1

^H With grease fitting in end of cup use K297HD-1



Year/ Model	Make	III.	Location	Standard U-Joint	Heavy Duty U-Joint
MAZDA (cont.)					
B-3000 (cont.)					
1996-95	Front Shaft.	V	1,2 3	K278 K153 ^B	K153HD K153HD
	Rear Shaft.	U	4,5,6	K153 ^B	K153HD
	Wheel Joints.	V	7,8,9	K297 ^H	K297HD
	- Centering Yoke Use R2-21-1544 (Front Shaft)				
	- Clamp Kit K27018 Fits K153				
1994	Front Shaft.	T	1,2 3	K278 K153 ^B	K153HD K153HD
	Rear Shaft- Cab Plus.	U	4,5,6	K153 ^B	K153HD
	Rear Shaft- Regular Cab.	T	4,5 6	K278 K153 ^B	K153HD K153HD
	Wheel Joints.	T	7,8	K297 ^H	K297HD
	- Centering Yoke Use R2-21-1544 (Front Shaft)				
	- Clamp Kit K27018 Fits K153				
	- Centering Yoke Use R2-21-1543 (Rear Shaft)				
B-4000					
2005-98	Front Shaft- Rear Joint Uses High Speed Boot ⁹	S	1 3	K153 ^B 427-80 ^D	K153HD
	Rear Shaft.	S	4,6	K1203 ^F	K1203HD
	- Boot Kit Use 427-21A (Front Shaft)				
1997-94	Front Shaft.	T	1,2 3	K278 K153 ^B	K153HD K153HD
	Rear Shaft- Cab Plus.	U	4,5,6	K153 ^B	K153HD
	Rear Shaft- Regular Cab.	T	4,5 6	K278 K153 ^B	K153HD K153HD
	Wheel Joints.	T	7,8	K297 ^H	K297HD
	- Centering Yoke Use R2-21-1544 (Front Shaft)				
	- Clamp Kit K27018 Fits K153				
	- Centering Yoke Use R2-21-1543 (Rear Shaft)				

4 WHEEL DRIVE TRUCKS

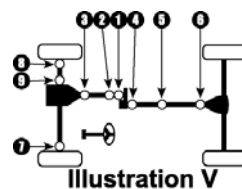
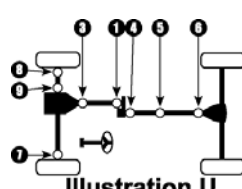
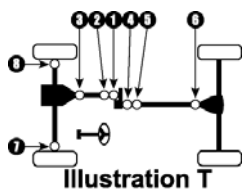
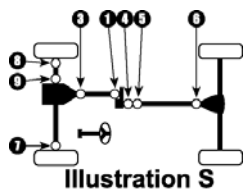
⁹ See "High Speed Boot Kits" in the Reference Materials

^B With grease fitting in end of cup use K153-1

^D See "C.V. Joint Information" in the Reference Materials

^F With grease fitting in end of cup use K1203-1

^H With grease fitting in end of cup use K297HD-1



Year/ Model	Make	Ill.	Location	Standard U-Joint	Heavy Duty U-Joint
MAZDA (cont.)					
MPV					
1998	Front Shaft- W/ Staked-In Type Joints ⁶	X	1,3	430-10A	
	Rear Shaft- W/ Middle Joint- Using High Speed Boot ⁹ . .	X	5	N/A ⁽⁵⁾	
	Rear Shaft- W/ Staked-In Type Joints ⁶	X	4,6	N/A ⁽⁵⁾	
	- Boot Kit Use 805-21A				
1997	Front Shaft- W/ Staked-In Type Joints ⁶	X	1,3	430-10A	
	Rear Shaft- From VIN #827526- W/ Staked-In Type Joints ⁶	X	4,6	N/A ⁽⁵⁾	
	Rear Shaft- Thru VIN #827525- W/ Staked-In Type Joints ⁶	X	4,6	430-11	
	Rear Shaft- W/ Middle Joint- Using High Speed Boot ⁹ . .	X	5	N/A	
	- Boot Kit Use 805-21A				
1996	Front Shaft- W/ Staked-In Type Joints ⁶	X	1,3	430-10A	
	Rear Shaft- W/ Middle Joint- Using High Speed Boot ⁹ . .	X	5	N/A	
	Rear Shaft- W/ Staked-In Type Joints ⁶	X	4,6	430-11	
	- Boot Kit Use 805-21A				
1995-89	Front Shaft- W/ Staked-In Type Joints ⁶	X	1,3	430-11	
	Front Shaft- W/ Std. U-Joints.	L	1,3	K1513	
	Rear Shaft- W/ Middle Joint- Using High Speed Boot ⁹ . .	X	5	N/A	
	Rear Shaft- W/ Staked-In Type Joints ⁶	X	4,6	430-11	
	Rear Shaft- W/ Std. U-Joints.	L	4,6	K1507	
	- Boot Kit Use 805-21A				
NAVAJO					
1994-91	Front Shaft.	V	1,2,3	K153 ^B	K153HD
	Rear Shaft.	V	4,6	K153 ^B	K153HD
	Wheel Joints- W/ 1.063" OD Bearing.	V	7,8,9	K456 ^K	K456HD
	Wheel Joints- W/ 1.188" OD Bearing.	V	7,8,9	K297 ^H	K297HD
	- Centering Yoke Use R2-21-1355 (Front Shaft - Greaseable)				
	- Centering Yoke Use R2-21-1544 (Front Shaft - Non-Greaseable)				
	- Clamp Kit K27018 Fits K153				

⁽⁵⁾ Limited information- Call sales at 800-728-7237 for availability

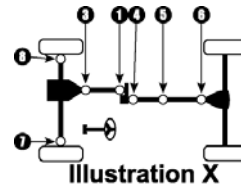
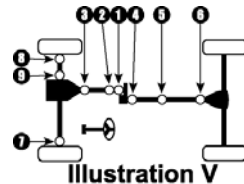
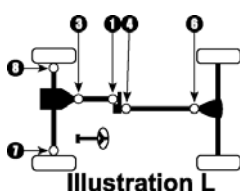
⁶ See "Staked-In Replacement Joints" in the Reference Material

⁹ See "High Speed Boot Kits" in the Reference Materials

^B With grease fitting in end of cup use K153-1

^H With grease fitting in end of cup use K297HD-1

^K With grease fitting in end of cup use K456HD-1



Year/ Model	Make	Ill.	Location	Standard U-Joint	Heavy Duty U-Joint
MAZDA (cont.)					
TRIBUTE					
2005	AT.	B	2,3	N/A ⁽⁵⁾ K153 ^B	K153HD
	MT. - Clamp Kit K27018 Fits K153			N/A ⁽⁵⁾	
2004-01	All. - Clamp Kit K27018 Fits K153	B	2,3	N/A ⁽⁵⁾ K153 ^B	K153HD
MERCURY					
MARINER					
2005	Front Joint Using High Speed Boot ⁹	B	1 2,3	N/A ⁽⁵⁾ K153 ^B	K153HD
	- Clamp Kit K27018 Fits K153				
MOUNTAINEER					
2005	Front Shaft - Rear Joint Uses High Speed Boot ⁹	U	1 3	427-80 ^D K153 ^B	K153HD
	Rear Shaft - from 12/9/04.			N/A ⁽⁵⁾	
	Rear Shaft - thru 12/8/04.	U	4,6	K1203 ^F	K1203HD
	- Boot Kit Use 427-21A (Front Shaft)				
2004-97	Front Shaft- Rear Joint Uses High Speed Boot ⁹	U	1 3	427-80 ^D K153 ^B	K153HD
	Rear Shaft.	U	4,6	K1203 ^F	K1203HD
	- Boot Kit Use 427-21A (Front Shaft)				
MITSUBISHI					
ENDEAVOR					
2005-04	All Wheel Drive.			N/A ⁽⁵⁾	
MONTERO					
2005-03	Front Shaft.	L	1,3	N/A ⁽⁵⁾	
	Year Listing Continues				

4 WHEEL DRIVE TRUCKS

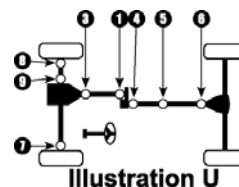
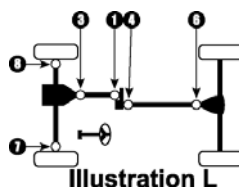
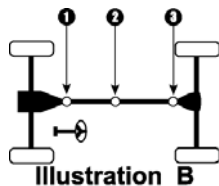
⁽⁵⁾ Limited information- Call sales at 800-728-7237 for availability

⁹ See "High Speed Boot Kits" in the Reference Materials

^B With grease fitting in end of cup use K153-1

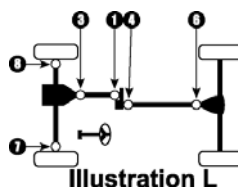
^D See "C.V. Joint Information" in the Reference Materials

^F With grease fitting in end of cup use K1203-1



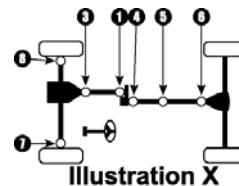
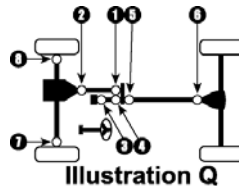
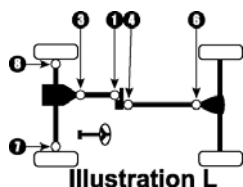
Year/ Model	Make	III.	Location	Standard U-Joint	Heavy Duty U-Joint
MITSUBISHI (cont.)					
MONTERO (cont.)					
2005-03	Rear Shaft.	L	4,6	N/A ⁽⁵⁾	
2002-01	Front Shaft.	L	1	N/A ⁽⁵⁾	
			3	K1503	
	Rear Shaft.	L	4,6	N/A ⁽⁵⁾	
2000-99	Front Shaft.	L	1	N/A ⁽⁵⁾	
			3	K1503	
	Rear Shaft- AT.	L	4	N/A ⁽⁵⁾	
			6	K0450	
	Rear Shaft- MT.	L	4	N/A ⁽⁵⁾	
			6	K0412	
1998-97	Front Shaft.	L	1,3	K1516	
	Rear Shaft- AT.	L	4	N/A ⁽⁵⁾	
			6	K0450	
	Rear Shaft- MT.	L	4	N/A ⁽⁵⁾	
			6	K0412	
1996-94	Front Shaft- W/ 3.0L V-6.	L	1,3	K1503	
	Front Shaft- W/ 3.5L V-6.	L	1,3	K1516	
	Rear Shaft.	L	4,6	K0450	
1993-90	Front Shaft.	L	1,3	K1503	
	Rear Shaft.	L	4,6	K0450	
1989	Front Shaft.	L	1,3	K1503	
	Rear Shaft- W/ 2.6L 4 Cyl.	L	4,6	K1516	
	Rear Shaft- W/ 3.0L V-6.	L	4,6	K0450	
1988-83	Front Shaft.	L	1,3	K1503	
	Rear Shaft.	L	4,6	K1516	
MONTERO SPORT					
2004-00	Front Shaft.	L	1	N/A ⁽⁵⁾	
			3	K1503	
	Rear Shaft.	L	4,6	K0450	
Year Listing Continues					

⁽⁵⁾ Limited information- Call sales at 800-728-7237 for availability



Year/ Model	Make	III.	Location	Standard U-Joint	Heavy Duty U-Joint		
MITSUBISHI (cont.)							
MONTERO SPORT (cont.)							
1999	Front Shaft- Exc. LTD W/ 3.5L V-6.	L	1	N/A ⁽⁵⁾			
			3	K1503			
	Front Shaft- LTD W/ 3.5L V-6.	L	1	N/A ⁽⁵⁾			
			3	K1516			
	Rear Shaft.	L	4,6	K0450			
1998-97	Front Shaft.	L	1	N/A ⁽⁵⁾			
			3	K1503			
	Rear Shaft.	L	4,6	K0450			
OUTLANDER							
2005-03	All Wheel Drive.			N/A ⁽⁵⁾			
PICK UP							
1994-90	Front Shaft.	L	1,3	K1503			
			Rear Shaft- Exc. Long Bed or MacroCab.	L	4,6	K0450	
					Rear Shaft- Long Bed or MacroCab.	X	4,5,6
1989-82	Front Shaft.	L	1,3	K1503			
			Rear Shaft.	L	4,6	K1516	
1981-79	Front Shaft.	Q	1,2	K1503			
			Intermediate Shaft.	Q	3,4	K1503	
			Rear Shaft.	Q	5,6	K1503	
NISSAN							
ARMADA							
2005-04	Front Shaft.			N/A ⁽⁵⁾			
				Rear Shaft.		N/A ⁽⁵⁾	
FRONTIER							
2005	Front Shaft.			N/A ⁽⁵⁾			
				Rear Shaft.		N/A ⁽⁵⁾	
Year Listing Continues							

⁽⁵⁾ Limited information- Call sales at 800-728-7237 for availability

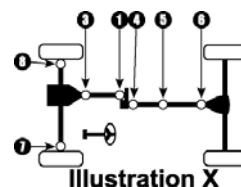
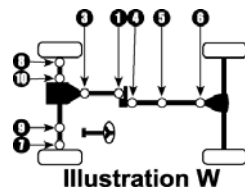
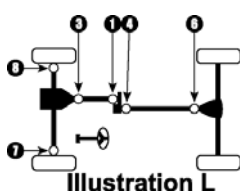


Year/ Model	Make	III.	Location	Standard U-Joint	Heavy Duty U-Joint
NISSAN (cont.)					
FRONTIER (cont.)					
2004-98	Front Shaft.....	X	1,3	K153 ^B	K153HD
	Rear Shaft.....	X	4,5,6	K153 ^B	K153HD
MURANO					
2005-03	All Wheel Drive.....			N/A ⁽⁵⁾	
PATHFINDER					
2005	Front Shaft.....			N/A ⁽⁵⁾	
	Rear Shaft.....			N/A ⁽⁵⁾	
2004-01	Front Shaft- W/ All-Mode 4x4 System.....	L	1,3	N/A ⁽⁵⁾	
	Front Shaft- W/O All-Mode 4x4 System.....	L	1,3	K449	
	Rear Shaft- W/ All-Mode 4x4 System.....	L	4,6	N/A ⁽⁵⁾	
	Rear Shaft- W/O All-Mode 4x4 System- W/ Inside Lock Rings.....	L	4,6	K1505	
	Rear Shaft- W/O All-Mode 4x4 System- W/ Outside Lock Rings.....	L	4,6	K153 ^B	K153HD
2000-96	Front Shaft.....	L	1,3	K449	
	Rear Shaft- W/ Inside Lock Rings.....	L	4,6	K1505	
	Rear Shaft- W/ Outside Lock Rings.....	L	4,6	K153 ^B	K153HD
1995-90	Front Shaft.....	W	1,3	K449	
	Rear Shaft- Middle Joint W/ Staked-In Type Joints ⁶	W	4,6	K1505	
			5	430-12	
1989-88	Front Shaft- 4 Cyl.....	L	1,3	K1501	
	Front Shaft- V-6.....	L	1,3	K449	
	Rear Shaft- 4 Cyl.....	L	4,6	K449	
	Rear Shaft- V-6.....	L	4,6	K1505	
1987	Front Shaft.....	L	1,3	K449	
	Rear Shaft.....	L	4,6	K1505	

⁽⁵⁾ Limited information- Call sales at 800-728-7237 for availability

⁶ See "Staked-In Replacement Joints" in the Reference Material

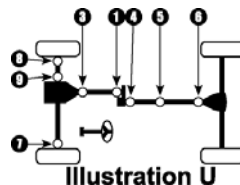
^B With grease fitting in end of cup use K153-1



Year/ Model	Make	III.	Location	Standard U-Joint	Heavy Duty U-Joint
NISSAN (cont.)					
PICK UP					
1997-95	Front Shaft- W/ Outside Lock Rings.	U	1,3	K153 ^B	K153HD
	Rear Shaft- W/ Outside Lock Rings- W/ 2 Joints.	U	4,6	K153 ^B	K153HD
	Rear Shaft- W/ Outside Lock Rings- W/ 3 Joints.	U	4,5,6	K153 ^B	K153HD
1994-90	Front Shaft.	U	1,3	K153 ^B	K153HD
	Rear Shaft- W/ 2 Joints.	U	4,6	K153 ^B	K153HD
	Rear Shaft- W/ 3 Joints- Middle Joint W/ Staked-In Type Joint ⁶	U	4,6 5	K153 ^B 430-12	K153HD
1989-88	Front Shaft- American Built (VIN Starts 1N6).	U	1,3	K153 ^B	K153HD
	Front Shaft- Japanese Built (VIN Starts JN6)- 4 Cyl.	U	1,3	K1501	
	Front Shaft- Japanese Built (VIN Starts JN6)- V-6.	U	1,3	K449	
	Rear Shaft- American Built (VIN Starts 1N6)- W/ 2 Joints.	U	4,6	K153 ^B	K153HD
	Rear Shaft- American Built (VIN Starts 1N6)- W/ 3 Joints.	U	4,5,6	K153 ^B	K153HD
	Rear Shaft- Japanese Built (VIN Starts JN6)- W/ 2 Joints- 4 Cyl.	U	4,6	K449	
	Rear Shaft- Japanese Built (VIN Starts JN6)- W/ 2 Joints- V-6.	U	4,6	K1505	
	Rear Shaft- Japanese Built (VIN Starts JN6)- W/ 3 Joints- 4 Cyl.	U	4,5,6	K449	
	Rear Shaft- Japanese Built (VIN Starts JN6)- W/ 3 Joints- V-6.	U	4,5,6	K1505	
	1987-86	Front Shaft- American Built (VIN Starts 1N6).	U	1,3	K153 ^B
Front Shaft- Japanese Built (VIN Starts JN6)- From 11/85.		U	1,3	K449	
Rear Shaft- American Built (VIN Starts 1N6)- W/ 2 Joints.		U	4,6	K153 ^B	K153HD
Rear Shaft- American Built (VIN Starts 1N6)- W/ 3 Joints.		U	4,5,6	K153 ^B	K153HD
Year Listing Continues					

4 WHEEL DRIVE TRUCKS

⁶ See "Staked-In Replacement Joints" in the Reference Material
^B With grease fitting in end of cup use K153-1



Year/ Model	Make	III.	Location	Standard U-Joint	Heavy Duty U-Joint
NISSAN (cont.)					
PICK UP (cont.)					
1987-86	Rear Shaft- Japanese Built (VIN Starts JN6)- W/ 2 Joints- V-6.	U	4,6	K1505	
	Rear Shaft- Japanese Built (VIN Starts JN6)- W/ 3 Joints- V-6.	U	4,5,6	K1505	
1986-83	Front Shaft- From 11/82- 10/85.	Q	1,2	K1505	
	Intermediate Shaft- From 11/82- 10/85.	Q	3,4	K1505	
	Rear Shaft- From 11/82- 10/85.	Q	5,6	K1505	
1983-80	Front Shaft- To 10/82.	Q	1,2	K1501	
	Intermediate Shaft- To 10/82.	Q	3,4	K1501	
	Rear Shaft- To 10/82.	Q	5,6	K1501	
TITAN					
2005-04	Front Shaft.			N/A ⁽⁵⁾	
	Rear Shaft.			N/A ⁽⁵⁾	
XTERRA					
2005	Front Shaft.			N/A ⁽⁵⁾	
	Rear Shaft.			N/A ⁽⁵⁾	
2004-01	Front Shaft.	X	1,3	K153 ^B	K153HD
	Rear Shaft.	X	4,5,6	K153 ^B	K153HD

OLDSMOBILE

BRAVADA					
2004-98	Front Shaft- Front Joint Uses High Speed Boot ⁹	L	1 3	429-80A ^D K350	
	Rear Shaft.	H	4,6	K3147 ^E	K3147HD
	- Boot Kit Use 429-21 (Front Shaft) - Clamp Kit K27048 Fits K3147				
1997-95	Front Shaft- Front Joint Uses High Speed Boot ⁹	H	1,2 3	K3147 ^E 421-80 ^D	K3147HD
Year Listing Continues					

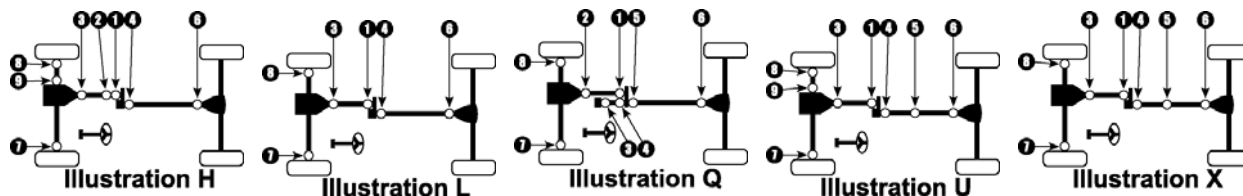
⁽⁵⁾ Limited information- Call sales at 800-728-7237 for availability

⁹ See "High Speed Boot Kits" in the Reference Materials

^B With grease fitting in end of cup use K153-1

^D See "C.V. Joint Information" in the Reference Materials

^E With grease fitting in end of cup use K3147-1



Year/ Model	Make	III.	Location	Standard U-Joint	Heavy Duty U-Joint
OLDSMOBILE (cont.)					
BRAVADA (cont.)					
1997-95	Rear Shaft.	H	4,6	K3147 ^E	K3147HD
	- Ball Seat Kit Use 403-0 (Front Shaft)				
	- Boot Kit Use 421-21 (Front Shaft)				
	- Clamp Kit K27048 Fits K3147				
1994	Front Shaft- Front Joint Uses High Speed Boot- CV W/ Inside Lock Rings ⁹	H	1,2 3	K3147 ^E 421-80 ^D	K3147HD
	Front Shaft- Front Joint Uses High Speed Boot- CV W/ Outside Lock Rings ⁹	H	1,2 3	K278 421-80 ^D	K153HD
	Rear Shaft.	H	4,6	K3147 ^E	K3147HD
	- Ball Seat Kit Use 403-0 (Front Shaft)				
	- Boot Kit Use 421-21 (Front Shaft)				
	- Centering Yoke Use R2-21-1543 (Front Shaft- Non-Greaseable)				
	- Clamp Kit K27048 Fits K3147				
1993-91	Front Shaft- Front Joint Uses High Speed Boot ⁹	H	1,2 3	K278 421-80 ^D	K153HD
	Rear Shaft.	H	4,6	K3147 ^E	K3147HD
	- Centering Yoke Use R2-21-1543 (Front Shaft- Non-Greaseable)				
	- Boot Kit Use 421-21 (Front Shaft)				
	- Clamp Kit K27048 Fits K3147				
SILHOUETTE					
2004-02	All Wheel Drive.			N/A ⁽⁵⁾	

PLYMOUTH

PICK UP					
1983-82	Front Shaft.	V	1,2 3	K3147 ^E K1306 ^A	K3147HD K1306HD
	Rear Shaft- W/ 2 Joints.	V	4,6	K1306 ^A	K1306HD
	Rear Shaft- W/ 3 Joints.	V	4,5,6	K1306 ^A	K1306HD
	Wheel Joints.	V	7,8	K297 ^H	K297HD
	- Ball Seat Kit Use 403-0 (Front Shaft)				
	- Clamp Kit K27038 Fits K1306				
Year Listing Continues					

⁽⁵⁾ Limited information- Call sales at 800-728-7237 for availability

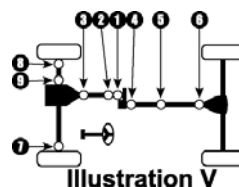
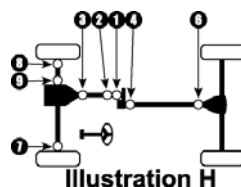
⁹ See "High Speed Boot Kits" in the Reference Materials

^A With grease fitting in end of cup use K1306-1

^D See "C.V. Joint Information" in the Reference Materials

^E With grease fitting in end of cup use K3147-1

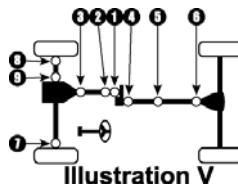
^H With grease fitting in end of cup use K297HD-1



4 WHEEL DRIVE TRUCKS

Year/ Model	Make	III.	Location	Standard U-Joint	Heavy Duty U-Joint
PLYMOUTH (cont.)					
PICK UP (cont.)					
1981-77	Front Shaft.....	V	1,2	K3147 ^E	K3147HD
			3	K1306 ^A	K1306HD
	Rear Shaft- Rear Joint- W/ 2.125" Yoke [■]	V	4,5,6	K1306 ^A	K1306HD
	Rear Shaft- Rear Joint- W/ 2.625" Yoke [■]	V	4,5	K1306 ^A	K1306HD
	Wheel Joints.....	V	6	K1309	K1309HD
	- Ball Seat Kit Use 403-0 (Front Shaft) - Clamp Kit K27048 Fits K3147		7,8	K297 ^H	K297HD
1976-74	Front Shaft- W/ Inside Lock Rings.....	V	1,2	K3147 ^E	K3147HD
			3	K1306 ^A	K1306HD
	Front Shaft- W/ Outside Lock Rings.....	V	1,2	K153 ^B	K153HD
			3	K1306 ^A	K1306HD
	Rear Shaft- Rear Joints- W/ 2.125" Yoke [●]	V	4,5,6	K1306 ^A	K1306HD
	Rear Shaft- Rear Joints- W/ 2.625" Yoke [●]	V	4,5	K1306 ^A	K1306HD
			6	K1309	K1309HD
Wheel Joints.....	V	7,8	K297 ^H	K297HD	
	- Ball Seat Kit Use 403-0 (Front Shaft) W/Inside Lock Rings - Centering Yoke Use R2-21-1355 (Front Shaft) W/Outside Lock Rings				
TRAIL DUSTER					
1981-74	Front Shaft- W/ Inside Lock Rings.....	V	1,2	K3147 ^E	K3147HD
			3	K1306 ^A	K1306HD
	Front Shaft- W/ Outside Lock Rings.....	V	1,2	K153 ^B	K153HD
			3	K1306 ^A	K1306HD
	Rear Shaft- Rear Joint- W/ 2.125" Yoke [●]	V	4,6	K1306 ^A	K1306HD
Rear Shaft- Rear Joint- W/ 2.625" Yoke [●]	V	4	K1306 ^A	K1306HD	
			6	K1309	K1309HD
Year Listing Continues					

^A With grease fitting in end of cup use K1306-1
^B With grease fitting in end of cup use K153-1
^E With grease fitting in end of cup use K3147-1
^H With grease fitting in end of cup use K297HD-1
[●] Measure Inside Yoke
[■] Measure Outside Yoke



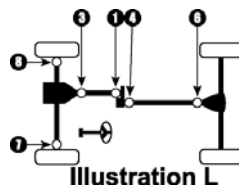
Year/ Model	Make	III.	Location	Standard U-Joint	Heavy Duty U-Joint
PLYMOUTH (cont.)					
TRAIL DUSTER (cont.)					
1981-74	Wheel Joints.	V	7,8	K297 ^H	K297HD
	<ul style="list-style-type: none"> - Ball Seat Kit Use 403-0 (Front Shaft) W/Inside Lock Rings - Clamp Kit K27038 Fits K1306 - Centering Yoke Use R2-21-1355 (Front Shaft) W/Outside Lock Rings 				
PONTIAC					
MONTANA					
2005-02	All Wheel Drive.			N/A ⁽⁵⁾	
ROVER					
FREELANDER					
2005-02	Front Shaft.			N/A ⁽⁵⁾	
	Rear Shaft.			N/A ⁽⁵⁾	
LAND ROVER					
2005-02	Front Shaft.			N/A ⁽⁵⁾	
	Rear Shaft.			N/A ⁽⁵⁾	
2001	Front Shaft- From VIN 1A292873.			N/A ⁽⁵⁾	
	Front Shaft- Thru VIN 1A292872.	L	1,3	K4	
	Rear Shaft- From VIN 1A292873.			N/A ⁽⁵⁾	
	Rear Shaft- Thru VIN 1A292872.	L	4	K4	
			6	N/A	
2000-98	Front Shaft.	L	1,3	K4	
	Rear Shaft.	L	4	K4	
			6	N/A	
1997-87	Front Shaft.	L	1,3	K4	
	Rear Shaft.	L	4,6	K4	
1986	Front Shaft — W/ 2.931" Across Cups.	L	1,3	K4	
	Front Shaft — W/ 3.217" Across Cups.	L	1,3	K153 ^B	K153HD
	Rear Shaft — W/ 2.931" Across Cups.	L	4,6	K4	
	Year Listing Continues				

4 WHEEL DRIVE TRUCKS

⁽⁵⁾ Limited information- Call sales at 800-728-7237 for availability

^B With grease fitting in end of cup use K153-1

^H With grease fitting in end of cup use K297HD-1



Year/ Model	Make	III.	Location	Standard U-Joint	Heavy Duty U-Joint
----------------	------	------	----------	---------------------	-----------------------

ROVER (cont.)

LAND ROVER (cont.)

1986	Rear Shaft — W/ 3.217" Across Cups.	L	4,6	K153 ^B	K153HD
1985-63	Front Shaft.	L	1,3	K153 ^B	K153HD
	PTO Drive.			K153 ^B	K153HD
1962-48	Rear Shaft.	L	4,6	K153 ^B	K153HD
	Front Shaft.	L	1,3	K4	
	PTO Drive.			K153 ^B	K153HD
	Rear Shaft.	L	4,6	K4	

RANGE ROVER

2005-03	Front Shaft.			N/A ⁽⁵⁾	
	Rear Shaft.			N/A ⁽⁵⁾	
2002-95	Front Shaft.	L	1,3	K4	
	Rear Shaft.	L	4	K4	
			6	N/A	
1995-86	Front Shaft.	L	1,3	K4	
	Rear Shaft.	L	4,6	K4	
1985-71	Front Shaft.	L	1,3	K153 ^B	K153HD
	Rear Shaft.	L	4,6	K153 ^B	K153HD

SATURN

RELAY

2005	All Wheel Drive.			N/A ⁽⁵⁾	
------	--------------------------	--	--	--------------------	--

VUE

2005-04	All Wheel Drive.			N/A ⁽⁵⁾	
2003-02	All Wheel Drive.			N/A ⁽⁵⁾	

⁽⁵⁾ Limited information- Call sales at 800-728-7237 for availability

^B With grease fitting in end of cup use K153-1

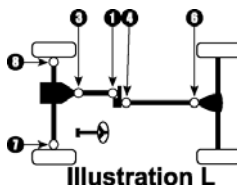
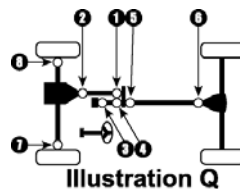
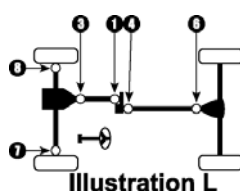


Illustration L

Year/ Model	Make	III.	Location	Standard U-Joint	Heavy Duty U-Joint
SUBARU					
FORESTER					
2005-03	All.			N/A ⁽⁵⁾	
2002-98	All.			N/A ⁽⁵⁾	
SUZUKI					
GRAND VITARA					
2004-99	Front Shaft.	L	1,3	K1503	
	Rear Shaft- AT.	L	4,6	K1503	
	Rear Shaft- MT.	L	4,6	K0408	
SAMURAI					
1995-85	Front Shaft.	Q	1,2	K1503	
	Middle Shaft.	Q	3,4	K1503	
	Rear Shaft.	Q	5,6	K1503	
SIDEKICK					
1998-89	Front Shaft.	L	1,3	K1503	
	Rear Shaft.	L	4,6	K1503	
VITARA					
2004-99	Front Shaft.	L	1,3	K1503	
	Rear Shaft.	L	4,6	K1503	
X90					
1998-96	Front Shaft.	L	1,3	K1503	
	Rear Shaft.	L	4,6	K1503	
TOYOTA					
4RUNNER					
2005-03	Front Shaft.			N/A ⁽⁵⁾	
	Rear Shaft.			N/A ⁽⁵⁾	
2002-96	Front Shaft.	L	1,3	K1510	
	Year Listing Continues				

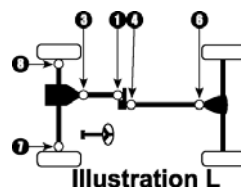
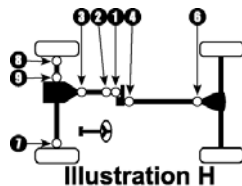
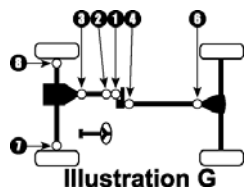
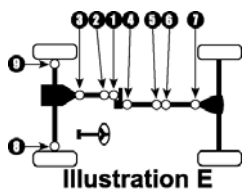
4 WHEEL DRIVE TRUCKS

⁽⁵⁾ Limited information- Call sales at 800-728-7237 for availability



Year/ Model	Make	Ill.	Location	Standard U-Joint	Heavy Duty U-Joint
TOYOTA (cont.)					
4RUNNER (cont.)					
2002-96	Rear Shaft.	L	4,6	K1510	
1995-84	Front Shaft.	G	1,2	K2532	
			3	K1510	
	Rear Shaft.	G	4,6	K1510	
	- C.V. Repair Kit Use 409-0 (Front Shaft) (.513 Pin OD) Late				
	- C.V. Repair Kit Use 407-0 (Front Shaft) (.467 Pin OD) Early				
HIGHLANDER					
2005-01	Rear Shaft- Three piece shaft with 2 hanger bearings. . .			N/A ⁽⁵⁾	
LAND CRUISER					
2004-99	Front Shaft.	L	1,3	N/A ⁽⁵⁾	
	Rear Shaft.	L	4,6	K1510	
1998	Front Shaft- 6 Cyl.	L	1,3	K1510	
	Front Shaft- 8 Cyl.	L	1,3	N/A ⁽⁵⁾	
	Rear Shaft.	L	4,6	K1510	
1997-91	Front Shaft.	L	1,3	K1510	
	Rear Shaft.	L	4,6	K1511	
1990-74	Front Shaft- From 1/74.	L	1,3	K1511	
	Rear Shaft- From 1/74.	L	4,6	K1511	
1973-65	Front Shaft- To 12/73.	L	1,3	K1509	
	PTO Drive.			K1509	
	Rear Shaft- To 12/73.	L	4,6	K1509	
PICK UP (EXC. TACOMA, TUNDRA & T-100)					
1995-89	Front Shaft.	E	1,2	K2532	
			3	K1510	
	Rear Shaft- Exc. Xtra Cab Long Bed.	H	4,6	K1510	
	Rear Shaft- Xtra Cab Long Bed.	E	4,7	K1510	
			5,6	K2532	
	- C.V. Repair Kit Use 409-0 (Front Shaft)				
	- C.V. Repair Kit Use 409-0 (Rear Shaft)				
Year Listing Continues					

⁽⁵⁾ Limited information- Call sales at 800-728-7237 for availability



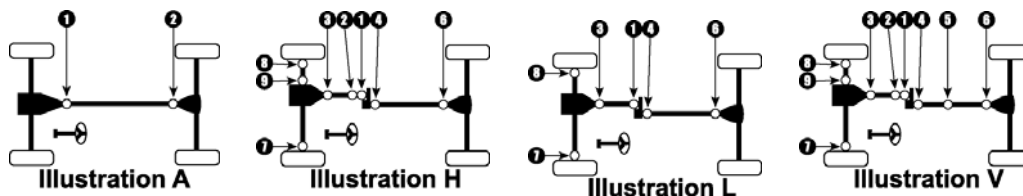
Year/ Model	Make	III.	Location	Standard U-Joint	Heavy Duty U-Joint
----------------	------	------	----------	---------------------	-----------------------

TOYOTA (cont.)

PICK UP (EXC. TACOMA, TUNDRA & T-100)					
(cont.)					
1988-86	Front Shaft.	H	1,2	K2532	
			3	K1510	
	Rear Shaft.	H	4,6	K1510	
<i>- C.V. Repair Kit Use 409-0 (Front Shaft)</i>					
1985-79	Front Shaft- W/ 2 Joints.	L	1,3	K1510	
	Front Shaft- W/ 3 Joints.	V	1,2	K2532	
			3	K1510	
	Rear Shaft- W/ 2 Joints.	L	4,6	K1510	
	Rear Shaft- W/ 3 Joints.	V	4,5,6	K1510	
<i>- C.V. Repair Kit Use 409-0 (Front Shaft) (.513 Pin OD) Late</i>					
<i>- C.V. Repair Kit Use 407-0 (Front Shaft) (.467 Pin OD) Early</i>					
PREVIA					
1995-91	W/ AT.	A	1,2	K1510	
	W/ MT- W/ Staked-In Type Joints ⁶	A	1,2	430-10	
1989-86	W/ Staked-In Type Joints ⁶	A	1,2	430-10	
1985-84	All.	A	1,2	K1502	
RAV 4					
2005-01	All.			N/A ⁽⁵⁾	
2000-96	All.			N/A ⁽⁵⁾	
SIENNA					
2005-04	All Wheel Drive.			N/A ⁽⁵⁾	
SEQUOIA					
2005	Front Shaft.			N/A ⁽⁵⁾	
	Rear Shaft.			N/A ⁽⁵⁾	
2004-01	Front Shaft.	L	1,3	K153 ^B	K153HD
	Rear Shaft.	L	4,6	K1510	

4 WHEEL DRIVE TRUCKS

⁽⁵⁾ Limited information- Call sales at 800-728-7237 for availability
⁶ See "Staked-In Replacement Joints" in the Reference Material
^B With grease fitting in end of cup use K153-1

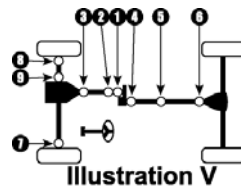
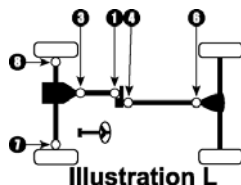
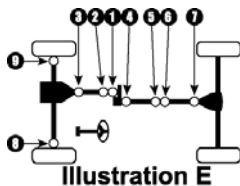


Year/ Model	Make	III.	Location	Standard U-Joint	Heavy Duty U-Joint
TOYOTA (cont.)					
TACOMA					
2005	Front Shaft.			N/A ⁽⁵⁾	
	Rear Shaft.			N/A ⁽⁵⁾	
2004-95	Front Shaft.	L	1,3	K1510	
	Rear Shaft- Regular Cab.	L	4,6	K1510	
	Rear Shaft- Xtra Cab & Double Cab.	E	4,7	K1510	
			5,6	N/A	
	<i>- C.V. Repair Kit Use 409-0 (Rear Shaft)</i>				
TUNDRA					
2005	Front Shaft.			N/A ⁽⁵⁾	
	Rear Shaft.			N/A ⁽⁵⁾	
2004-00	Front Shaft.	L	1,3	K1510	
	Rear Shaft.	E	4,7	K1510	
			5,6	N/A	
	<i>- C.V. Repair Kit Use 409-0 (Rear Shaft)</i>				
T100					
1998-93	Front Shaft.	V	1	N/A	
			2	K1510	
	Rear Shaft.	V	4,6	K1510	
			5	N/A	

VOLKSWAGEN

TOUAREG					
2005-04	Front Shaft.			N/A ⁽⁵⁾	
	Rear Shaft.			N/A ⁽⁵⁾	

⁽⁵⁾ Limited information- Call sales at 800-728-7237 for availability



Model	Make	Joint Design	Bearing Diameter	Lock-up	Standard U-Joint	Heavy Duty U-Joint
-------	------	--------------	------------------	---------	------------------	--------------------

BROCKWAY

ALL MODELS

Rockwell L6S- Steering.	B	0.969	1.445	K92	
Spicer 1350.	A	1.188	3.622	K178	K178HD
Spicer 1410.	A	1.188	4.182	K160	K160HD
Spicer 1500.	D	1.562	4.562	K115	
Spicer 1550.	A	1.375	4.966	K155	
Spicer 1600.	D	1.875	5.310	K279	
Spicer 1610.	D	1.875	5.310	K279	
Spicer 1650.	A	1.625	5.599	K165	
Spicer 1700.	D	1.937	6.091	K280	
Spicer 1710.	D	1.937	6.091	K280	
Spicer 1800.	D	2.321	6.592	K124	
Spicer 1810.	D	1.937	7.553	K281	

CHEVROLET

ALL MODELS

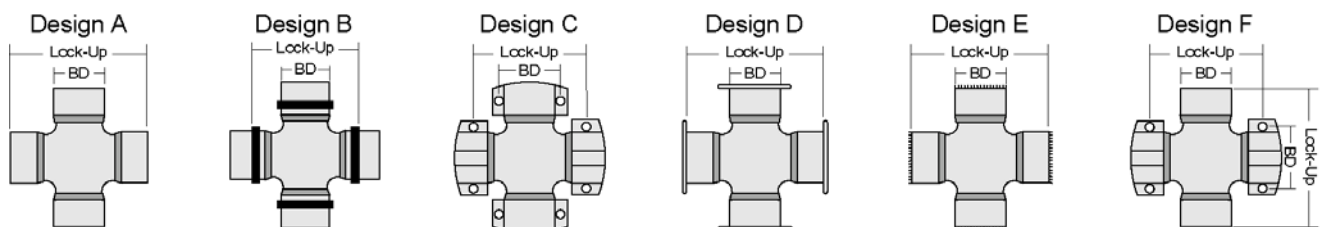
(See GMC).

DIAMOND REO

ALL MODELS

Mechanics 6C- 2TW & 2BB.	C	1.687	4.500	K6102	
Mechanics 6C- 4BB.	C	1.687	4.500	K6106	
Mechanics 6C- 4TW.	C	1.687	4.500	K6000	
Mechanics 6C/7C- 2TW & 2BB.	C	1.937	4.625	K6109	
Mechanics 6C/7C- 4TW.	C	1.937	4.625	K6108	
Mechanics 7C- 2TW & 2BB.	C	1.937	4.625	K7202	
Mechanics 7C- 2TW & 2DW.	C	1.937	4.625	K7206	
Mechanics 7C- 4BB.	C	1.937	4.625	K7105	
Mechanics 7C- 4TW.	C	1.937	4.625	K7000	
Mechanics 8C- 2TW & 2BB.	C	1.937	6.875	K8202	

Year Listing Continues



HEAVY DUTY TRUCKS

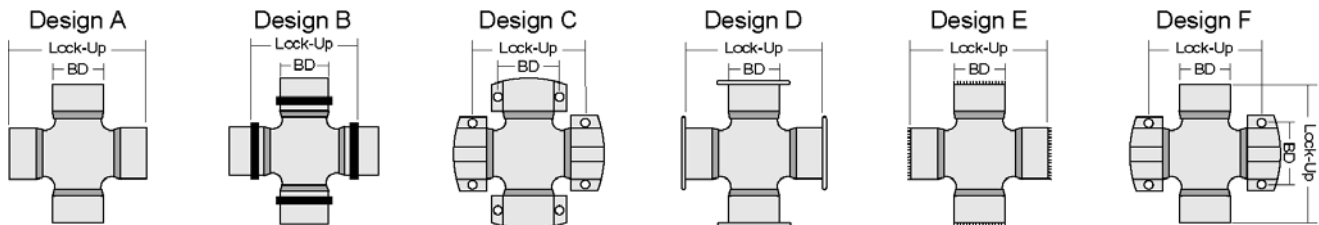
Model	Make	Joint Design	Bearing Diameter	Lock-up	Standard U-Joint	Heavy Duty U-Joint
-------	------	--------------	------------------	---------	------------------	--------------------

DIAMOND REO (cont.)

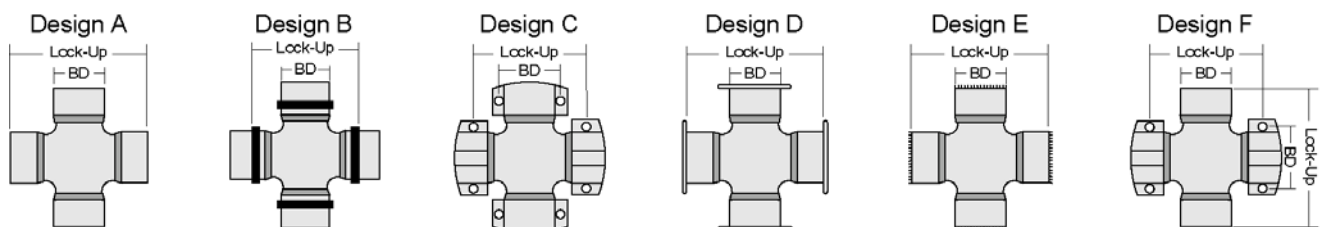
ALL MODELS (cont.)						
	Mechanics 8C- 2TW & 2DW.	C	1.937	6.875	K8201	
	Mechanics 8C- 4BB.	C	1.937	6.875	K8105	
	Mechanics 8C- 4DW.	C	1.937	6.875	K8208	
	Mechanics 8C- 4TW.	C	1.937	6.875	K8200	
	Spicer 1000.	B	0.937	1.494	K170	
	Spicer 1100.	A	0.938	2.407	K102	
	Spicer 1280.	A	1.063	3.217	K153	K153HD
	Spicer 1310.	A	1.063	3.217	K153	K153HD
	Spicer 1350.	A	1.188	3.622	K178	K178HD
	Spicer 1410.	A	1.188	4.182	K160	K160HD
	Spicer 1500.	D	1.562	4.562	K115	
	Spicer 1550.	A	1.375	4.966	K155	
	Spicer 1600.	D	1.875	5.310	K279	
	Spicer 1610.	D	1.875	5.310	K279	
	Spicer 1650.	A	1.625	5.599	K165	
	Spicer 1700.	D	1.937	6.091	K280	
	Spicer 1710.	D	1.937	6.091	K280	
	Spicer 1800.	D	2.321	6.592	K124	
	Spicer 1810.	D	1.937	7.553	K281	

DODGE

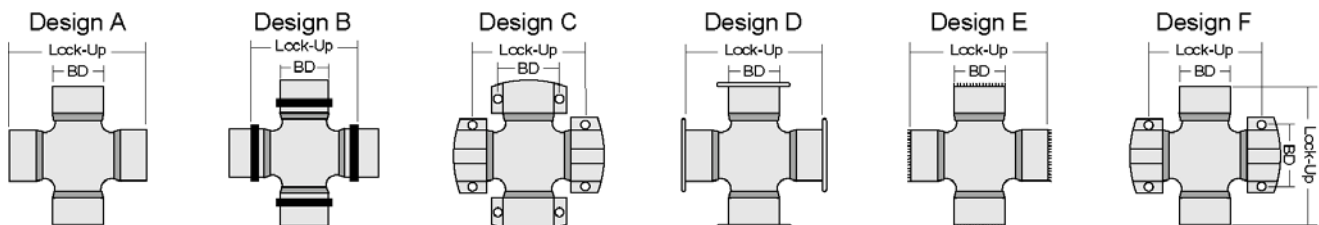
C-500						
	Detroit 5380.	B	1.231	2.997	K1301	
	Spicer 1480.	A	1.375	4.182	K188	
C-600						
	Detroit 5380.	B	1.231	2.997	K1301	
	Spicer 1480.	A	1.375	4.182	K188	
	Spicer 1550.	A	1.375	4.966	K155	
Year Listing Continues						



Model	Make	Joint Design	Bearing Diameter	Lock-up	Standard U-Joint	Heavy Duty U-Joint
DODGE (cont.)						
C-600 (cont.)						
	Spicer 1600.	D	1.875	5.310	K279	
	Spicer 1610.	D	1.875	5.310	K279	
	Spicer 1650.	A	1.625	5.599	K165	
	Spicer 1700.	D	1.937	6.091	K280	
	Spicer 1710.	D	1.937	6.091	K280	
C-700						
	Detroit 5380.	B	1.231	2.997	K1301	
	Spicer 1480.	A	1.375	4.182	K188	
	Spicer 1550.	A	1.375	4.966	K155	
C-800						
	Detroit 5380.	B	1.231	2.997	K1301	
	Spicer 1480.	A	1.375	4.182	K188	
	Spicer 1500.	D	1.562	4.562	K115	
	Spicer 1550.	A	1.375	4.966	K155	
	Spicer 1600.	D	1.875	5.310	K279	
	Spicer 1610.	D	1.875	5.310	K279	
	Spicer 1650.	A	1.625	5.599	K165	
	Spicer 1700.	D	1.937	6.091	K280	
	Spicer 1710.	D	1.937	6.091	K280	
C-850						
	Spicer 1480.	A	1.375	4.182	K188	
	Spicer 1550.	A	1.375	4.966	K155	
C-900						
	Spicer 1000.	B	0.937	1.494	K170	
	Spicer 1480.	A	1.375	4.182	K188	
	Spicer 1550.	A	1.375	4.966	K155	
	Spicer 1600.	D	1.875	5.310	K279	
Year Listing Continues						

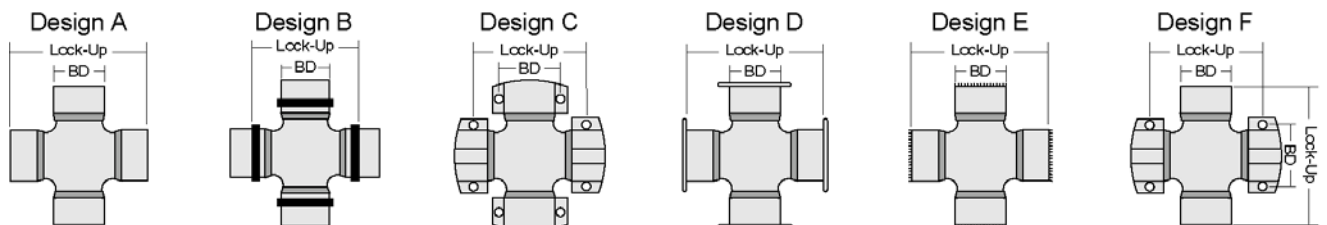


Model	Make	Joint Design	Bearing Diameter	Lock-up	Standard U-Joint	Heavy Duty U-Joint
DODGE (cont.)						
C-900 (cont.)						
	Spicer 1610.	D	1.875	5.310	K279	
	Spicer 1700.	D	1.937	6.091	K280	
	Spicer 1710.	D	1.937	6.091	K280	
	Spicer 1810.	D	1.937	7.553	K281	
FORD						
P350						
	Cleveland 0-55- (ISR).	B	1.188	3.118	K1206	
	Cleveland 0-55- (OSR).	B	1.188	3.118	K1206	
P400						
	Cleveland 0-55- (ISR).	B	1.188	3.118	K1206	
	Cleveland 0-55- (OSR).	B	1.188	3.118	K1206	
M450						
	Cleveland 0-55- (ISR).	B	1.188	3.118	K1206	
	Cleveland 0-55- (OSR).	B	1.188	3.118	K1206	
B500						
	Cleveland 0-55.	B	1.188	3.118	K1206	
	Spicer 1410.	A	1.188	4.182	K160	K160HD
F500						
	Cleveland 0-55- (ISR).	B	1.188	3.118	K1206	
	Cleveland 0-55- (OSR).	B	1.188	3.118	K1206	
	Mechanics 8C- 2BB & 2TW.	C	1.937	6.875	K8202	
	Spicer 1410.	A	1.188	4.182	K160	K160HD
M500						
	Cleveland 0-55- (ISR).	B	1.188	3.118	K1206	
	Cleveland 0-55- (OSR).	B	1.188	3.118	K1206	

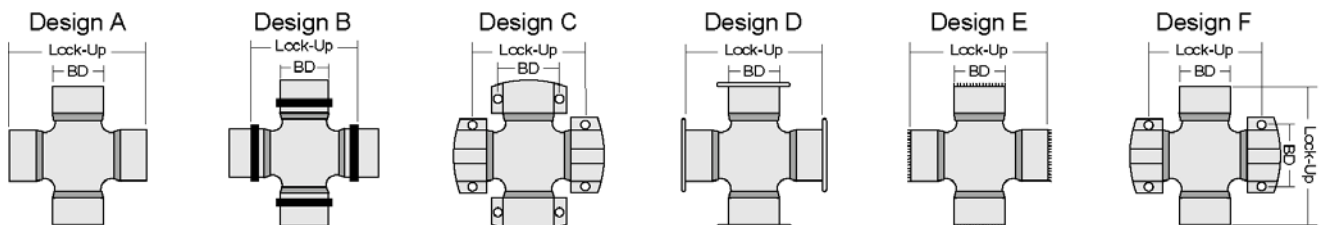


Model	Make	Joint Design	Bearing Diameter	Lock-up	Standard U-Joint	Heavy Duty U-Joint
FORD (cont.)						
P500	Spicer 1350.	A	1.188	3.622	K178	K178HD
B600, C600, CF600 & F600	Cleveland 0-55- (ISR).	B	1.188	3.118	K1206	
	Cleveland 0-55- (OSR).	B	1.188	3.118	K1206	
	Spicer 1410.	A	1.188	4.182	K160	K160HD
	Spicer 1480.	A	1.375	4.182	K188	
	Spicer 1550.	A	1.375	4.966	K155	
LN600	Cleveland 0-55- (ISR).	B	1.188	3.118	K1206	
	Cleveland 0-55- (OSR).	B	1.188	3.118	K1206	
	Mechanics 7C- 2BB & 2TW.	C	1.937	4.625	K7202	
	Rockwell 72N- 4TW.	C	1.937	4.625	K7000	
	Spicer 1410.	A	1.188	4.182	K160	K160HD
	Spicer 1480.	A	1.375	4.182	K188	
	Spicer 1710.	D	1.937	6.091	K280	
B700 & F700	Cleveland 0-55- (ISR).	B	1.188	3.118	K1206	
	Cleveland 0-55- (OSR).	B	1.188	3.118	K1206	
	Mechanics 6C- 2BB & 2TW.	C	1.687	4.500	K6102	
	Mechanics 7C- 2BB & 2TW.	C	1.937	4.625	K7202	
	Rockwell 72N- 4TW.	C	1.937	4.625	K7000	
	Spicer 1410.	A	1.188	4.182	K160	K160HD
	Spicer 1480.	A	1.375	4.182	K188	
	Spicer 1550.	A	1.375	4.966	K155	
P600	Spicer 1410.	A	1.188	4.182	K160	K160HD

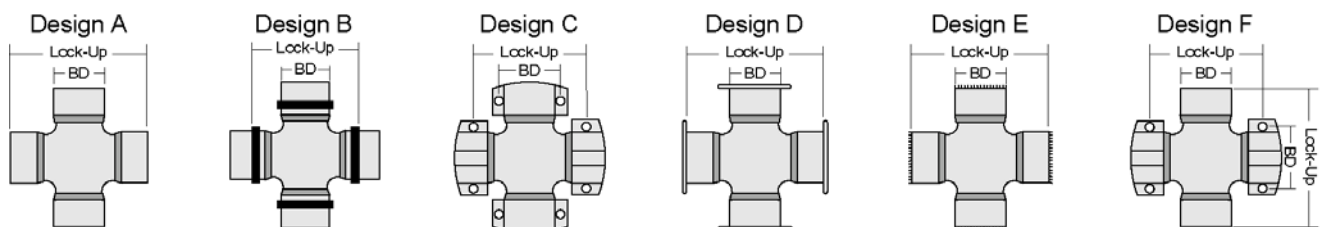
HEAVY DUTY TRUCKS



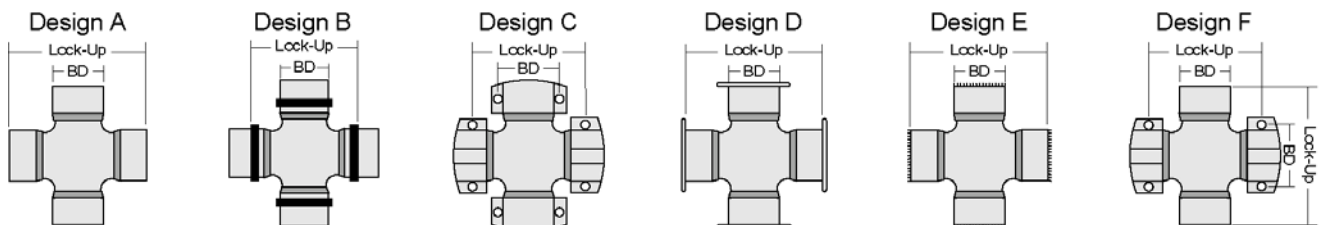
Model	Make	Joint Design	Bearing Diameter	Lock-up	Standard U-Joint	Heavy Duty U-Joint
FORD (cont.)						
C700						
	Cleveland 0-55- (ISR).....	B	1.188	3.118	K1206	
	Cleveland 0-55- (OSR).....	B	1.188	3.118	K1206	
	Mechanics 6C- 2BB & 2TW.....	C	1.687	4.500	K6102	
	Mechanics 7C- 2BB & 2TW.....	C	1.937	4.625	K7202	
	Rockwell 72N- 4TW.....	C	1.937	4.625	K7000	
	Spicer 1410.....	A	1.188	4.182	K160	K160HD
	Spicer 1480.....	A	1.375	4.182	K188	
	Spicer 1710.....	D	1.937	6.091	K280	
CF700						
	Spicer 1550.....	A	1.375	4.966	K155	
	Spicer 1610.....	D	1.875	5.310	K279	
	Spicer 1710.....	D	1.937	6.091	K280	
LN700						
	Cleveland 0-55- (ISR).....	B	1.188	3.118	K1206	
	Cleveland 0-55- (OSR).....	B	1.188	3.118	K1206	
	Mechanics 6C- 2BB & 2TW.....	C	1.687	4.500	K6102	
	Mechanics 7C- 2BB & 2TW.....	C	1.937	4.625	K7202	
	Rockwell 72N- 4TW.....	C	1.937	4.625	K7000	
	Spicer 1410.....	A	1.188	4.182	K160	K160HD
	Spicer 1480.....	A	1.375	4.182	K188	
	Spicer 1550.....	A	1.375	4.966	K155	
	Spicer 1710.....	D	1.937	6.091	K280	
B750 & LN750						
	Spicer 1480.....	A	1.375	4.182	K188	
C750						
	Cleveland 0-55- (ISR).....	B	1.188	3.118	K1206	
	Cleveland 0-55- (OSR).....	B	1.188	3.118	K1206	
Year Listing Continues						



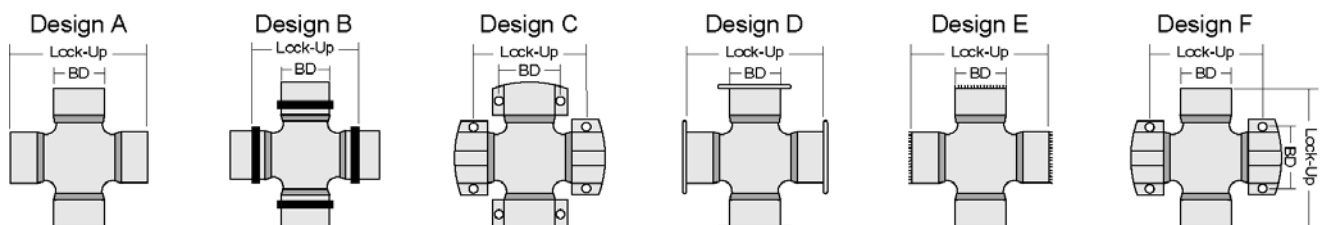
Model	Make	Joint Design	Bearing Diameter	Lock-up	Standard U-Joint	Heavy Duty U-Joint
FORD (cont.)						
C750 (cont.)						
	Mechanics 6C- 2BB & 2TW.	C	1.687	4.500	K6102	
	Spicer 1410.	A	1.188	4.182	K160	K160HD
	Spicer 1480.	A	1.375	4.182	K188	
F750						
	Mechanics 6C- 2BB & 2TW.	C	1.687	4.500	K6102	
	Spicer 1480.	A	1.375	4.182	K188	
C800, F800, L800, LN800, LNT800, LT800 & LTS800						
	Mechanics 6C- 2BB & 2TW.	C	1.937	4.625	K6109	
	Mechanics 7C- 2BB & 2TW.	C	1.937	4.625	K7202	
	Mechanics 8C- 2BB & 2TW.	C	1.937	6.875	K8202	
	Mechanics 8C- 4TW.	C	1.937	6.875	K8200	
	Rockwell 72N- 4TW.	C	1.937	4.625	K7000	
	Spicer 1480.	A	1.375	4.182	K188	
	Spicer 1550.	A	1.375	4.966	K155	
	Spicer 1610.	D	1.875	5.310	K279	
	Spicer 1710.	D	1.937	6.091	K280	
CF800 & CFT800						
	Spicer 1610.	D	1.875	5.310	K279	
	Spicer 1710.	D	1.937	6.091	K280	
CT800						
	Mechanics 6C- 2BB & 2TW.	C	1.687	4.500	K6102	
	Mechanics 7C- 2BB & 2TW.	C	1.937	4.625	K7202	
	Rockwell 72N- 4TW.	C	1.937	4.625	K7000	
	Spicer 1550.	A	1.375	4.966	K155	
	Spicer 1610.	D	1.875	5.310	K279	
	Spicer 1710.	D	1.937	6.091	K280	



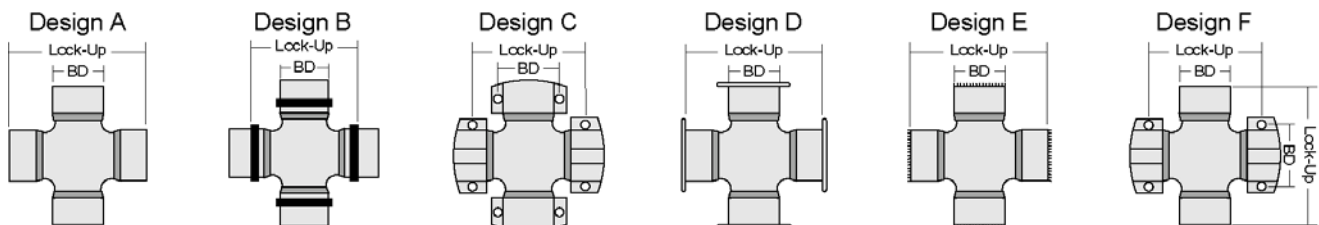
Model	Make	Joint Design	Bearing Diameter	Lock-up	Standard U-Joint	Heavy Duty U-Joint
FORD (cont.)						
F880						
	Mechanics 6C- 2BB & 2TW.	C	1.937	4.625	K6109	
	Mechanics 7C- 2BB & 2TW.	C	1.937	4.625	K7202	
	Mechanics 8C- 2BB & 2TW.	C	1.937	6.875	K8202	
	Mechanics 8C- 4TW.	C	1.937	6.875	K8200	
	Rockwell 72N- 4TW.	C	1.937	4.625	K7000	
	Spicer 1480.	A	1.375	4.182	K188	
	Spicer 1550.	A	1.375	4.966	K155	
	Spicer 1610.	D	1.875	5.310	K279	
	Spicer 1710.	D	1.937	6.091	K280	
LNT880 & LT880						
	Mechanics 6C- 2BB & 2TW.	C	1.687	4.500	K6102	
	Mechanics 7C- 2BB & 2TW.	C	1.937	4.625	K7202	
	Mechanics 8C- 2BB & 2TW.	C	1.937	6.875	K8202	
	Mechanics 8C- 4TW.	C	1.937	6.875	K8200	
	Rockwell 72N- 4TW.	C	1.937	4.625	K7000	
	Spicer 1610.	D	1.875	5.310	K279	
	Spicer 1710.	D	1.937	6.091	K280	
C900						
	Mechanics 6C- 2BB & 2TW.	C	1.687	4.500	K6102	
	Mechanics 7C- 2BB & 2TW.	C	1.937	4.625	K7202	
	Rockwell 72N- 4TW.	C	1.937	4.625	K7000	
	Spicer 1610.	D	1.875	5.310	K279	
	Spicer 1710.	D	1.937	6.091	K280	
CL900 & CLT900						
	Spicer 1710.	D	1.937	6.091	K280	
	Spicer 1810.	D	1.937	7.553	K281	
	Spicer 1880.	D	2.185	8.093	K308	



Model	Make	Joint Design	Bearing Diameter	Lock-up	Standard U-Joint	Heavy Duty U-Joint
FORD (cont.)						
CT900						
	Mechanics 6C- 2BB & 2TW.	C	1.687	4.500	K6102	
	Mechanics 7C- 2BB & 2TW.	C	1.937	4.625	K7202	
	Mechanics 8C- 2BB & 2TW.	C	1.937	6.875	K8202	
	Mechanics 8C- 4TW.	C	1.937	6.875	K8200	
	Rockwell 72N- 4TW.	C	1.937	4.625	K7000	
	Spicer 1610.	D	1.875	5.310	K279	
	Spicer 1710.	D	1.937	6.091	K280	
L900, LN900, LNT900, LT900 & LTS900						
	Mechanics 6C- 2BB & 2TW.	C	1.687	4.500	K6102	
	Mechanics 7C- 2BB & 2TW.	C	1.937	4.625	K7202	
	Mechanics 8C- 2BB & 2TW.	C	1.937	6.875	K8202	
	Mechanics 8C- 4TW.	C	1.937	6.875	K8200	
	Rockwell 72N- 4TW.	C	1.937	4.625	K7000	
	Spicer 1410.	A	1.188	4.182	K160	K160HD
	Spicer 1610.	D	1.875	5.310	K279	
	Spicer 1710.	D	1.937	6.091	K280	
	Spicer 1810.	D	1.937	7.553	K281	
W900 & WT900						
	Spicer 1410.	A	1.188	4.182	K160	K160HD
	Spicer 1710.	D	1.937	6.091	K280	
	Spicer 1810.	D	1.937	7.553	K281	
B7000, C7000 & F7000						
	Cleveland 0-55- (ISR).	B	1.188	3.118	K1206	
	Cleveland 0-55- (OSR).	B	1.188	3.118	K1206	
	Mechanics 6C- 2BB & 2TW.	C	1.687	4.500	K6102	
	Mechanics 7C- 2BB & 2TW.	C	1.937	4.625	K7202	
	Rockwell 72N- 4TW.	C	1.937	4.625	K7000	
Year Listing Continues						



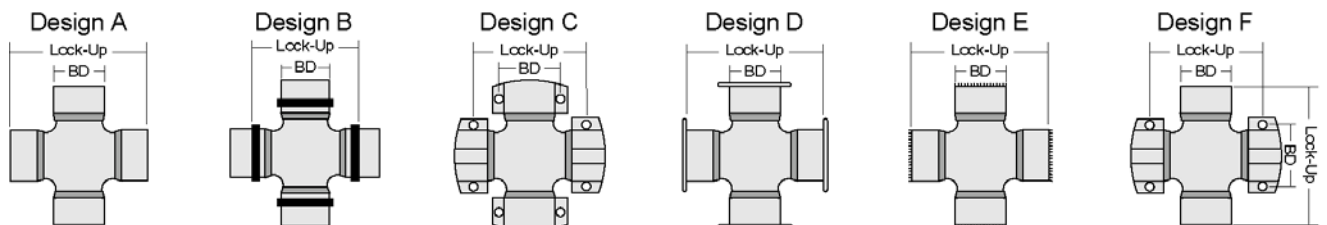
Model	Make	Joint Design	Bearing Diameter	Lock-up	Standard U-Joint	Heavy Duty U-Joint
FORD (cont.)						
B7000, C7000 & F7000 (cont.)						
	Spicer 1410.....	A	1.188	4.182	K160	K160HD
	Spicer 1480.....	A	1.375	4.182	K188	
	Spicer 1710.....	D	1.937	6.091	K280	
LN7000						
	Cleveland 0-55- (ISR).....	B	1.188	3.118	K1206	
	Cleveland 0-55- (OSR).....	B	1.188	3.118	K1206	
	Mechanics 6C- 2BB & 2TW.....	C	1.687	4.500	K6102	
	Mechanics 7C- 2BB & 2TW.....	C	1.937	4.625	K7202	
	Rockwell 72N- 4TW.....	C	1.937	4.625	K7000	
	Spicer 1410.....	A	1.188	4.182	K160	K160HD
	Spicer 1480.....	A	1.375	4.182	K188	
	Spicer 1550.....	A	1.375	4.966	K155	
	Spicer 1710.....	D	1.937	6.091	K280	
C8000, L8000, LN8000, LNT8000 & LT8000						
	Mechanics 6C- 2BB & 2TW.....	C	1.937	4.625	K6109	
	Mechanics 7C- 2BB & 2TW.....	C	1.937	4.625	K7202	
	Mechanics 8C- 2BB & 2TW.....	C	1.937	6.875	K8202	
	Mechanics 8C- 4TW.....	C	1.937	6.875	K8200	
	Rockwell 72N- 4TW.....	C	1.937	4.625	K7000	
	Spicer 1480.....	A	1.375	4.182	K188	
	Spicer 1550.....	A	1.375	4.966	K155	
	Spicer 1610.....	D	1.875	5.310	K279	
	Spicer 1710.....	D	1.937	6.091	K280	
CT8000						
	Mechanics 6C- 2BB & 2TW.....	C	1.687	4.500	K6102	
	Mechanics 7C- 2BB & 2TW.....	C	1.937	4.625	K7202	
	Rockwell 72N- 4TW.....	C	1.937	4.625	K7000	
Year Listing Continues						



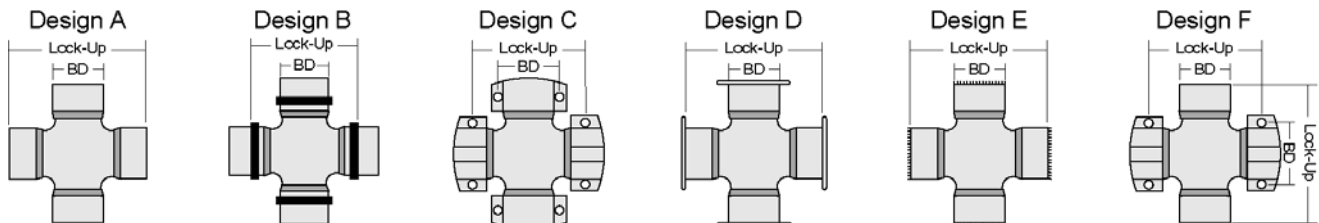
Model	Make	Joint Design	Bearing Diameter	Lock-up	Standard U-Joint	Heavy Duty U-Joint
FORD (cont.)						
CT8000 (cont.)						
	Spicer 1610.	D	1.875	5.310	K279	
	Spicer 1710.	D	1.937	6.091	K280	
L9000, LNT9000 & LN9000						
	Mechanics 6C- 2BB & 2TW.	C	1.687	4.500	K6102	
	Mechanics 7C- 2BB & 2TW.	C	1.937	4.625	K7202	
	Mechanics 8C- 2BB & 2TW.	C	1.937	6.875	K8202	
	Mechanics 8C- 4TW.	C	1.937	6.875	K8200	
	Rockwell 72N- 4TW.	C	1.937	4.625	K7000	
	Spicer 1410.	A	1.188	4.182	K160	K160HD
	Spicer 1610.	D	1.875	5.310	K279	
	Spicer 1710.	D	1.937	6.091	K280	
	Spicer 1810.	D	1.937	7.553	K281	

FREIGHTLINER

ALL MODELS						
	Rockwell 16N.	D	1.875	5.310	K279	
	Rockwell 176N.	D	1.937	7.000	K407	
	Rockwell 17N.	D	1.937	6.091	K280	
	Rockwell 18N.	D	1.937	7.553	K281	
	Rockwell 5N.	D	1.562	4.562	K115	
	Spicer 1350.	A	1.188	3.622	K178	K178HD
	Spicer 1410.	A	1.188	4.182	K160	K160HD
	Spicer 1480.	A	1.375	4.182	K188	
	Spicer 1550.	A	1.375	4.966	K155	
	Spicer 1650.	A	1.625	5.599	K165	



Model	Make	Joint Design	Bearing Diameter	Lock-up	Standard U-Joint	Heavy Duty U-Joint
GMC (WHITE/VOLVO)						
MEDIUM DUTY (Exc. W4L, W6, W7, W7M & W7H)						
	Cleveland 0-55- (ISR).....	B	1.188	3.118	K1206	
	Cleveland 0-55- (OSR).....	B	1.188	3.118	K1206	
	Cleveland D-56.....	E	1.375	4.182	K1214	
	Cleveland U-56.....	E	1.375	4.966	K1210	
	Mechanics 7C- 2BB & 2TW.....	C	1.937	4.625	K7202	
	Mechanics 7C- 4TW.....	C	1.937	4.625	K7000	
	Rockwell 17N.....	D	1.937	6.091	K280	
	Rockwell 18N.....	D	1.937	7.553	K281	
	Rockwell 58WB- 2BB & 2TW.....	C	1.937	4.250	K5802	
	Rockwell 58WB- 4TW.....	C	1.937	4.250	K5801	
	Rockwell 72N- 4TW.....	C	1.937	4.625	K7000	
	Rockwell L6S.....	B	0.969	1.445	K92	
	Spicer 1000.....	B	0.937	1.494	K170	
	Spicer 1280.....	A	1.063	3.219	K153-1	K153HD
	Spicer 1310.....	A	1.063	3.217	K153	K153HD
	Spicer 1330.....	A	1.063	3.622	K1203	K1203HD
	Spicer 1350.....	A	1.188	3.622	K178	K178HD
	Spicer 1480.....	A	1.375	4.182	K188	
	Spicer 1500.....	D	1.562	4.562	K115	
	Spicer 1550.....	A	1.375	4.966	K155	
	Spicer 1600.....	D	1.875	5.310	K279	
	Spicer 1610.....	D	1.875	5.310	K279	
	Spicer 1650.....	A	1.625	5.599	K165	
	Spicer 1700.....	D	1.937	6.091	K280	
	Spicer 1710.....	D	1.937	6.091	K280	
	Spicer 1760.....	D	1.937	7.000	K407	
	Spicer 1800.....	D	2.321	6.592	K124	
	Spicer 1810.....	D	1.937	7.553	K281	



Model	Make	Joint Design	Bearing Diameter	Lock-up	Standard U-Joint	Heavy Duty U-Joint
-------	------	--------------	------------------	---------	------------------	--------------------

GMC (WHITE/VOLVO) (cont.)

HEAVY DUTY- ALL MODELS

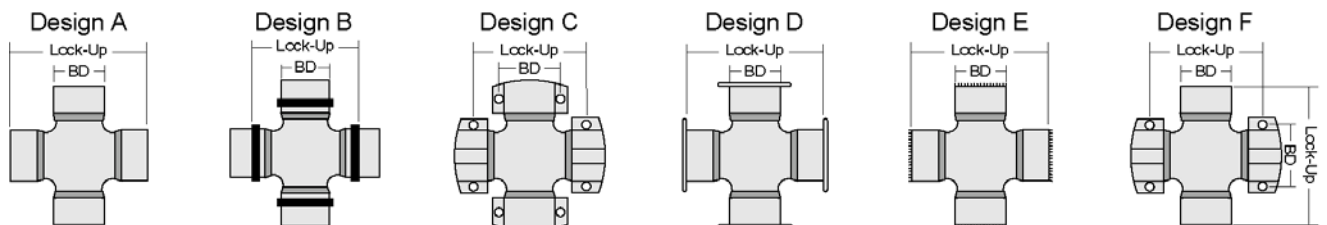
Mechanics 7C- 2BB & 2TW.	C	1.937	4.625	K7202	
Mechanics 7C- 4TW.	C	1.937	4.625	K7000	
Rockwell 58WB- 2BB & 2TW.	C	1.937	4.250	K5802	
Rockwell 58WB- 4TW.	C	1.937	4.250	K5801	
Spicer 1500.	D	1.562	4.562	K115	
Spicer 1550.	A	1.375	4.966	K155	
Spicer 1600.	D	1.875	5.310	K279	
Spicer 1610.	D	1.875	5.310	K279	
Spicer 1650.	A	1.625	5.599	K165	
Spicer 1710.	D	1.937	6.091	K280	
Spicer 1760.	D	1.937	7.000	K407	
Spicer 1800.	D	2.321	6.592	K124	
Spicer 1810.	D	1.937	7.553	K281	
Spicer 1880.	D	2.185	8.093	K308	

INTERNATIONAL TRK

1400, 1600 & LARGER SERIES

Cleveland 0-55- (ISR).	B	1.188	3.118	K1206	
Cleveland 0-55- (OSR).	B	1.188	3.118	K1206	
Cleveland D-56.	E	1.375	4.182	K1214	
Cleveland R-55.	A	0.938	2.407	K111	
Cleveland S-55.	A	1.063	3.217	K1200	K1200HD
Mechanics 4C.	C	1.437	3.438	K4002	
Mechanics 4C/4R- 2R & 2TW.	F	1.437	3.438	K4014	
Mechanics 4R.	B	1.125	3.244	K4015	
Mechanics 5C- 4TW.				K5000	
Mechanics 5C/5R- 2R & 2TW.	F	1.687	3.500	K5008	
Mechanics 6C- 4TW.	C	1.687	4.500	K6000	
Mechanics 6C/7C- 2TW & 2BB.	C	1.937	4.625	K6109	

Year Listing Continues



HEAVY DUTY TRUCKS

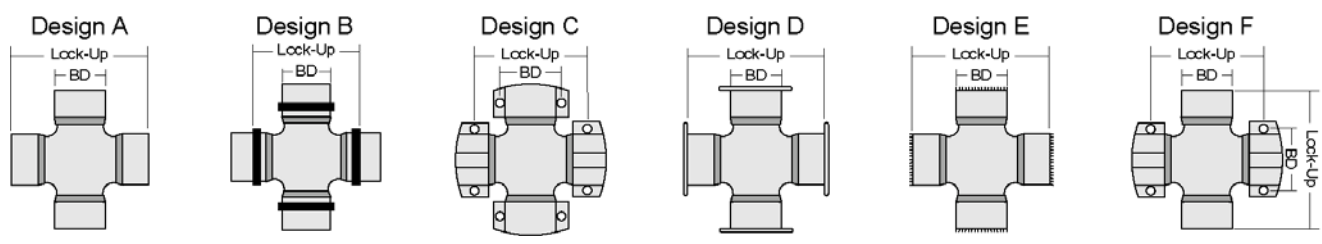
Model	Make	Joint Design	Bearing Diameter	Lock-up	Standard U-Joint	Heavy Duty U-Joint
-------	------	--------------	------------------	---------	------------------	--------------------

INTERNATIONAL TRK (cont.)

1400, 1600 & LARGER SERIES (cont.)						
	Mechanics 6C/7C- 4TW.....	C	1.937	4.625	K6108	
	Mechanics 7C- 2TW & 2BB.....	C	1.937	4.625	K7202	
	Mechanics 7C- 4BB.....	C	1.937	4.625	K7105	
	Mechanics 7C- 4TW.....	C	1.937	4.625	K7000	
	Rockwell 58WB- 2BB & 2TW.....	C	1.937	4.250	K5802	
	Rockwell 58WB- 4TW.....	C	1.937	4.250	K5801	
	Spicer 1310.....	A	1.063	3.217	K153	K153HD
	Spicer 1350.....	A	1.188	3.622	K178	K178HD
	Spicer 1410.....	A	1.188	4.182	K160	K160HD
	Spicer 1480.....	A	1.375	4.182	K188	
	Spicer 1500.....	D	1.562	4.562	K115	
	Spicer 1550.....	A	1.375	4.966	K155	
	Spicer 1600.....	D	1.875	5.310	K279	
	Spicer 1610.....	D	1.875	5.310	K279	
	Spicer 1650.....	A	1.625	5.599	K165	
	Spicer 1700.....	D	1.937	6.091	K280	
	Spicer 1710.....	D	1.937	6.091	K280	
	Spicer 1760.....	D	1.937	7.000	K407	
	Spicer 1800.....	D	2.321	6.592	K124	
	Spicer 1810.....	D	1.937	7.553	K281	

KENWORTH

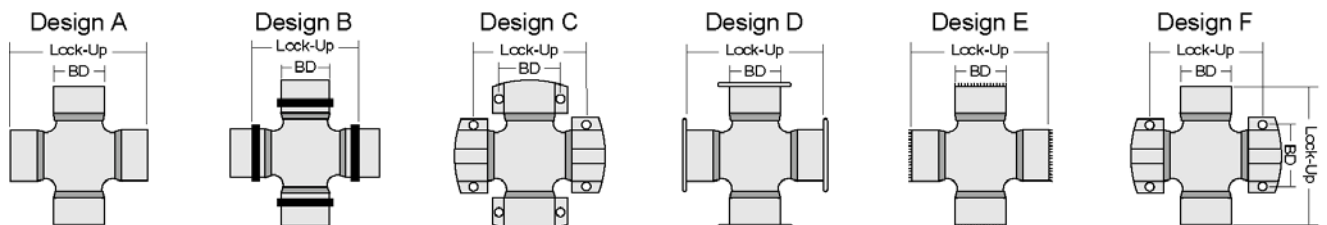
MID-RANGER						
	Spicer 1610.....	D	1.875	5.310	K279	
ALL MODELS (Exc. MID-RANGER)						
	Spicer 1100.....	A	0.938	2.407	K111	
	Spicer 1280.....	A	1.063	3.219	K153-1	K153HD
	Spicer 1310.....	A	1.063	3.217	K153	K153HD
Year Listing Continues						



Model	Make	Joint Design	Bearing Diameter	Lock-up	Standard U-Joint	Heavy Duty U-Joint
-------	------	--------------	------------------	---------	------------------	--------------------

KENWORTH (cont.)						
ALL MODELS (Exc. MID-RANGER) (cont.)						
	Spicer 1350.	A	1.188	3.622	K178	K178HD
	Spicer 1410.	A	1.188	4.182	K160	K160HD
	Spicer 1480.	A	1.375	4.182	K188	
	Spicer 1500.	D	1.562	4.562	K115	
	Spicer 1550.	A	1.375	4.966	K155	
	Spicer 1600.	D	1.875	5.310	K279	
	Spicer 1610.	D	1.875	5.310	K279	
	Spicer 1650.	A	1.625	5.599	K165	
	Spicer 1700.	D	1.937	6.091	K280	
	Spicer 1710.	D	1.937	6.091	K280	
	Spicer 1760.	D	1.937	7.000	K407	
	Spicer 1800.	D	2.321	6.592	K124	
	Spicer 1810.	D	1.937	7.553	K281	

MACK						
ALL MODELS						
	Rockwell 58WB- 2BB & 2TW.	C	1.937	4.250	K5802	
	Rockwell 58WB- 4TW.	C	1.937	4.250	K5801	
	Rockwell 72N- 4TW.	C	1.937	4.625	K7000	
	Rockwell 82N- 4TW.	C	1.937	6.875	K8200	
	Rockwell 92N- 4BB.	C	2.812	6.625	K9001	
	Rockwell L6N.	B	0.969	1.445	K92	
	Spicer 1000.	B	0.937	1.494	K170	
	Spicer 1100.	A	0.938	2.407	K111	
	Spicer 1280.	A	1.063	3.219	K153-1	K153HD
	Spicer 1310.	A	1.063	3.217	K153	K153HD
	Spicer 1350.	A	1.188	3.622	K178	K178HD
	Spicer 1410.	A	1.188	4.182	K160	K160HD
Year Listing Continues						



HEAVY DUTY TRUCKS

Model	Make	Joint Design	Bearing Diameter	Lock-up	Standard U-Joint	Heavy Duty U-Joint
MACK (cont.)						

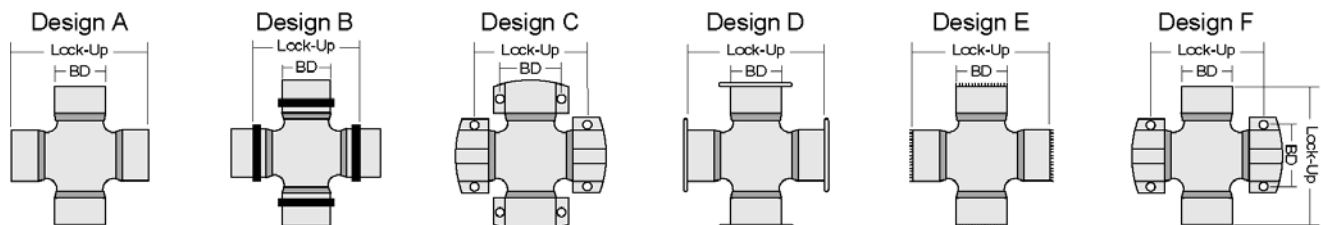
ALL MODELS (cont.)						
	Spicer 1480.	A	1.375	4.182	K188	
	Spicer 1500.	D	1.562	4.562	K115	
	Spicer 1550.	A	1.375	4.966	K155	
	Spicer 1600.	D	1.875	5.310	K279	
	Spicer 1650.	A	1.625	5.599	K165	
	Spicer 1710.	D	1.937	6.091	K280	
	Spicer 1760.	D	1.937	7.000	K407	
	Spicer 1800.	D	2.321	6.592	K124	
	Spicer 1880.	D	2.185	8.093	K308	

MARMON						
---------------	--	--	--	--	--	--

ALL MODELS						
	Spicer 1310.	A	1.063	3.217	K153	K153HD
	Spicer 1350.	A	1.188	3.622	K178	K178HD
	Spicer 1410.	A	1.188	4.182	K160	K160HD
	Spicer 1480.	A	1.375	4.182	K188	
	Spicer 1500.	D	1.562	4.562	K115	
	Spicer 1610.	D	1.875	5.310	K279	
	Spicer 1710.	D	1.937	6.091	K280	
	Spicer 1800.	D	2.321	6.592	K124	
	Spicer 1810.	D	1.937	7.553	K281	

OSHKOSH						
----------------	--	--	--	--	--	--

ALL MODELS						
	Spicer 1100.	A	0.938	2.407	K111	
	Spicer 1280.	A	1.063	3.219	K153-1	K153HD
	Spicer 1310.	A	1.063	3.217	K153	K153HD
	Spicer 1410.	A	1.188	4.182	K160	K160HD
	Spicer 1480.	A	1.375	4.182	K188	
Year Listing Continues						



Model	Make	Joint Design	Bearing Diameter	Lock-up	Standard U-Joint	Heavy Duty U-Joint
-------	------	--------------	------------------	---------	------------------	--------------------

OSHKOSH (cont.)

ALL MODELS (cont.)

Spicer 1500.	D	1.562	4.562	K115	
Spicer 1550.	A	1.375	4.966	K155	
Spicer 1600.	D	1.875	5.310	K279	
Spicer 1610.	D	1.875	5.310	K279	
Spicer 1650.	A	1.625	5.599	K165	
Spicer 1700.	D	1.937	6.091	K280	
Spicer 1710.	D	1.937	6.091	K280	
Spicer 1760.	D	1.937	7.000	K407	
Spicer 1800.	D	2.321	6.592	K124	
Spicer 1810.	D	1.937	7.553	K281	

PETER PIRSCH

ALL MODELS

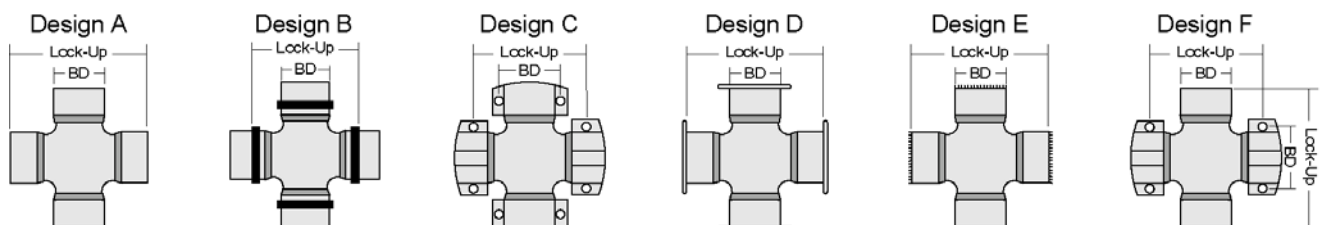
Spicer 1000.	B	0.937	1.494	K170	
Spicer 1100.	A	0.938	2.407	K111	
Spicer 1280.	A	1.063	3.219	K153-1	K153HD
Spicer 1310.	A	1.063	3.217	K153	K153HD
Spicer 1500.	D	1.562	4.562	K115	
Spicer 1600.	D	1.875	5.310	K279	
Spicer 1700.	D	1.937	6.091	K280	

PETERBILT

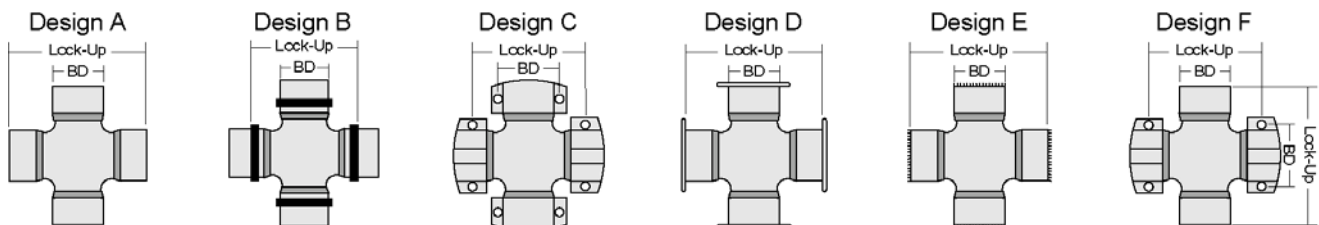
ALL MODELS (Exc. MID-RANGER '86-on)

Spicer 1600.	D	1.875	5.310	K279	
Spicer 1610.	D	1.875	5.310	K279	
Spicer 1650.	A	1.625	5.599	K165	
Spicer 1700.	D	1.937	6.091	K280	
Spicer 1710.	D	1.937	6.091	K280	

Year Listing Continues



Model	Make	Joint Design	Bearing Diameter	Lock-up	Standard U-Joint	Heavy Duty U-Joint
PETERBILT (cont.)						
ALL MODELS (Exc. MID-RANGER '86-on) (cont.)						
	Spicer 1760.	D	1.937	7.000	K407	
	Spicer 1800.	D	2.321	6.592	K124	
	Spicer 1810.	D	1.937	7.553	K281	
MID-RANGER '86-on						
	Spicer 1610.	D	1.875	5.310	K279	
VOLVO						
F6 (F613, F614) W/ TILT CAB						
	Spicer 1500.	D	1.562	4.562	K115	
	Spicer 1600.	D	1.875	5.310	K279	
FE6 (FE613, FE614, FE615) W/ TILT CAB						
	Spicer 1500.	D	1.562	4.562	K115	
F7 W/ TILT CAB						
	Spicer 1700.	D	1.937	6.091	K280	
N10 & N12						
	Spicer 1600.	D	1.875	5.310	K279	
	Spicer 1700.	D	1.937	6.091	K280	
	Spicer 1800.	D	2.321	6.592	K124	
WHITE						
ALL MODELS						
	Cleveland 0-55- (ISR).....	B	1.188	3.118	K1206	
	Cleveland 0-55- (OSR).....	B	1.188	3.118	K1206	
	Cleveland D-56.	E	1.375	4.182	K1214	
	Mechanics 6C- 2BB & 2TW.....	C	1.687	4.500	K6102	
Year Listing Continues						

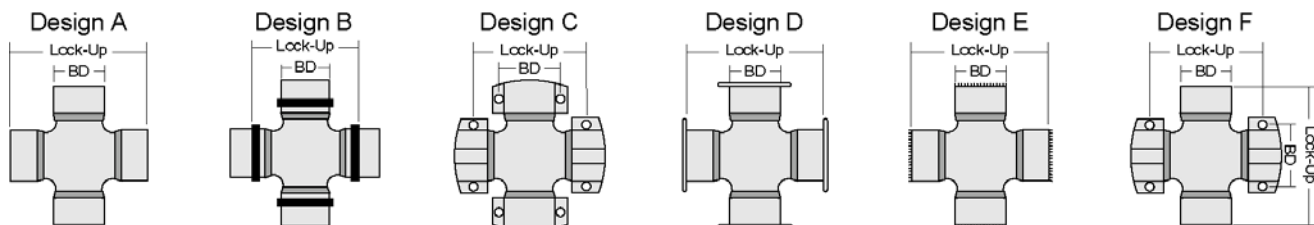


Model	Make	Joint Design	Bearing Diameter	Lock-up	Standard U-Joint	Heavy Duty U-Joint
-------	------	--------------	------------------	---------	------------------	--------------------

WHITE (cont.)

ALL MODELS (cont.)						
	Mechanics 6C- 4BB.	C	1.687	4.500	K6106	
	Mechanics 6C- 4TW.	C	1.687	4.500	K6000	
	Mechanics 6C/7C- 2TW & 2BB.	C	1.937	4.625	K6109	
	Mechanics 6C/7C- 4TW.	C	1.937	4.625	K6108	
	Mechanics 7C- 2DW & 2TW.	C	1.937	4.625	K7206	
	Mechanics 7C- 2TW & 2BB.	C	1.937	4.625	K7202	
	Mechanics 7C- 4BB.	C	1.937	4.625	K7105	
	Mechanics 7C- 4TW.	C	1.937	4.625	K7000	
	Mechanics 8C- 2TW & 2BB.	C	1.937	6.875	K8202	
	Mechanics 8C- 2TW & 2DW.	C	1.937	6.875	K8201	
	Mechanics 8C- 4BB.	C	1.937	6.875	K8105	
	Mechanics 8C- 4DW.	C	1.937	6.875	K8208	
	Mechanics 8C- 4TW.	C	1.937	6.875	K8200	
	Rockwell 58WB- 2BB & 2TW.	C	1.937	4.250	K5802	
	Rockwell 58WB- 4TW.	C	1.937	4.250	K5801	
	Spicer 1100.	A	0.938	2.407	K111	
	Spicer 1280.	A	1.063	3.219	K153-1	K153HD
	Spicer 1310.	A	1.063	3.217	K153	K153HD
	Spicer 1350.	A	1.188	3.622	K178	K178HD
	Spicer 1410.	A	1.188	4.182	K160	K160HD
	Spicer 1500.	D	1.562	4.562	K115	
	Spicer 1550.	A	1.375	4.966	K155	
	Spicer 1600.	D	1.875	5.310	K279	
	Spicer 1610.	D	1.875	5.310	K279	
	Spicer 1650.	A	1.625	5.599	K165	
	Spicer 1700.	D	1.937	6.091	K280	
	Spicer 1710.	D	1.937	6.091	K280	
	Spicer 1760.	D	1.937	7.000	K407	
	Spicer 1800.	D	2.321	6.592	K124	

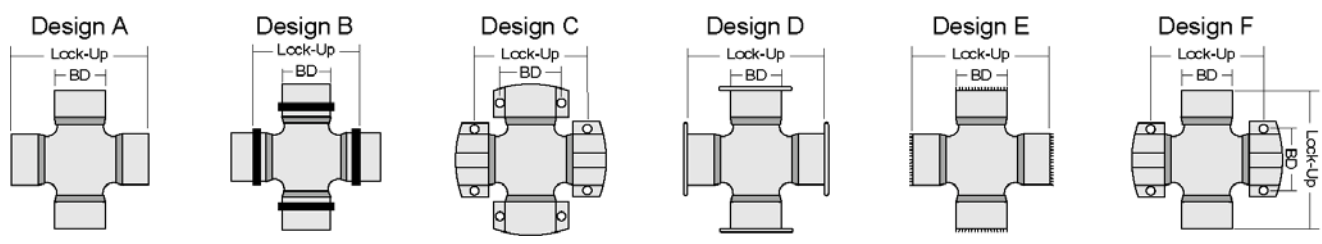
Year Listing Continues



HEAVY DUTY TRUCKS

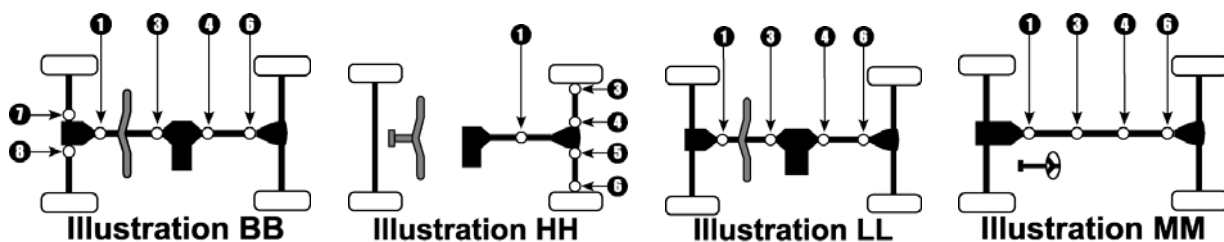
Model	Make	Joint Design	Bearing Diameter	Lock-up	Standard U-Joint	Heavy Duty U-Joint
WHITE (cont.)						
ALL MODELS (cont.)						
	Spicer 1810.....	D	1.937	7.553	K281	
	Spicer 1880.....	D	2.185	8.093	K308	

Model	Make	Joint Design	Bearing Diameter	Lock-up	Standard U-Joint	Heavy Duty U-Joint
WHITE (cont.)						
ALL MODELS (cont.)						
	Spicer 1810.....	D	1.937	7.553	K281	
	Spicer 1880.....	D	2.185	8.093	K308	



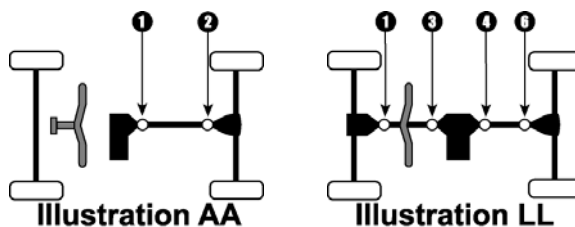
Year/ Model	Make	III.	Location	Standard U-Joint
ARCTIC CAT				
250				
2006	2X4.....	HH	1	ATV602 ⁽⁵⁾
2005-01	4X4.....	BB	1	ATV600
300				
2005-98	4X4.....	BB	1	ATV600
375				
2002	4X4.....	BB	1	ATV601
400				
2006-05	4X4- Exc. Value Package.....	BB	1	ATV601
	4X4- Value Package.....	BB	1,3	ATV601
2004-03	4X4.....	BB	1	ATV601
2002-98	4X4.....	BB	1	ATV600
454				
1998-96	4X4.....	BB	1	ATV600
500				
2006-03	4X4.....	BB	1	ATV601
2002-98	4X4.....	BB	1	ATV600
650				
2006-05	4X4 H1 - Secondary Drive Shaft.....	BB	1	ATV601
	4X4 V2 - Front Drive Shaft.....	LL	1,3	ATV601
	4X4 V2 - Rear Drive Shaft.....	LL	4,6	ATV600
2004	4X4 - Front Drive Shaft.....	LL	1,3	ATV601
	4X4 - Rear Drive Shaft.....	LL	4,6	ATV600
650 PROWLER XT				
2006	4X4 - Front Drive Shaft.....	MM	1	ATV601
	4X4 - Rear Drive Shaft.....	MM	6	ATV600
	Year Listing Continues			

⁽⁵⁾ Limited information- Call sales at 800-728-7237 for availability



Year/ Model	Make	III.	Location	Standard U-Joint
ARCTIC CAT (cont.)				
650 PROWLER XT (cont.)				
2006	4X4 - Secondary Drive Shaft.	MM	3 4	ATV600 ATV601
BOMBARDIER				
Limited information - Call 1-800-728-7237 for additional information				
HONDA				
Honda's use a coupler system with staked in u-joints that are N/A				
KAWASAKI				
BAYOU 220				
2002-88	2WD- Prop Shaft- Front Joint is CV W/Boot.	AA	1	N/A ⁽⁵⁾
BAYOU 250				
2006-03	2WD- Prop Shaft- Front Joint is CV W/Boot.	AA	1	N/A ⁽⁵⁾
BAYOU 300				
2004-89	2WD- Prop Shaft- Front Joint is CV W/Boot.	AA	1	N/A ⁽⁵⁾
	4WD- Front Prop Shaft.	LL	1,3	ATV700
	4WD- Rear Prop Shaft- Front Joint is CV W/Boot.	LL	4	N/A ⁽⁵⁾
1988-86	2WD- Prop Shaft- Front Joint is CV W/Boot.	AA	1	N/A ⁽⁵⁾
BAYOU 400				
1999-93	4WD- Front Prop Shaft.	LL	1,3	ATV701
	4WD- Rear Prop Shaft- Front Joint is CV W/Boot.	LL	4	N/A ⁽⁵⁾
BRUTE FORCE 650				
2006-05	4WD.	LL	4	ATV703

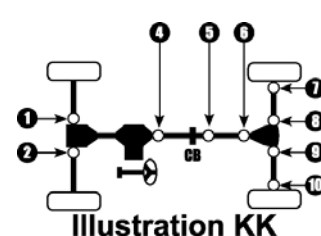
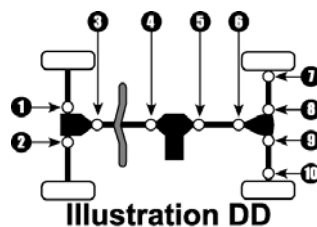
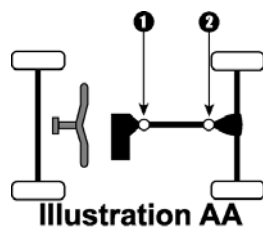
⁽⁵⁾ Limited information- Call sales at 800-728-7237 for availability



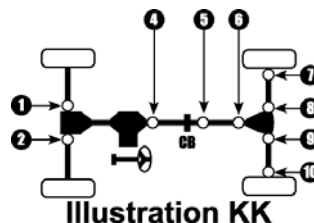
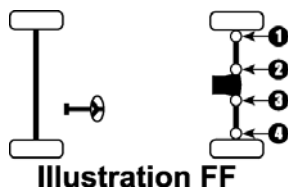
Year/ Model	Make	III.	Location	Standard U-Joint
KAWASAKI (cont.)				
BRUTE FORCE 750i				
2006-05	4WD.....	DD	5,6	N/A ⁽⁵⁾
KFX 700				
2006-04	2WD.....	AA	2	ATV703
MULE 610				
C6F-C1	4WD- 400cc- Hardwoods Green HD- Front Prop Shaft.	DD	3,4	ATV702
	4WD- 400cc- Hardwoods Green HD- Rear Prop Shaft.	DD	5,6	ATV702
A6F-A1	4WD- 400cc- Front Prop Shaft.	DD	3,4	ATV702
	4WD- 400cc- Rear Prop Shaft.	DD	5,6	ATV702
MULE 1000				
B1	2WD- 450cc.....	KK	7,10	ATV702
MULE 2010				
C1	4WD- 540cc- Front Axles.....	DD	1,2	N/A ⁽⁵⁾
	4WD- 540cc- Front Prop Shaft.....	DD	3,4	N/A ⁽⁵⁾
	4WD- 540cc- Rear Axles.....	DD	7,8,9,10	N/A ⁽⁵⁾
	4WD- 540cc- Rear Prop Shaft.....	DD	5,6	N/A ⁽⁵⁾
MULE 2020				
D1	2WD- 540cc.....	DD	7,8,9,10	N/A ⁽¹⁾
MULE 2030				
E1	2WD- 540cc.....	DD	7,8,9,10	N/A ⁽¹⁾
MULE 2500				
C6-C1	2WD- 620cc.....	KK	7,8,9,10	ATV704
MULE 2510				
A6	4WD- 620cc- Prop Shaft.....	KK	4,5,6	ATV702
	4WD- 620cc- Rear Axles.....	KK	7,8,9,10	ATV704
A5-A4	4WD- 620cc- Front Axles.....	KK	1,2	ATV704
Year Listing Continues				

⁽¹⁾ Limited information - Call sales at 815-967-1444 for availability

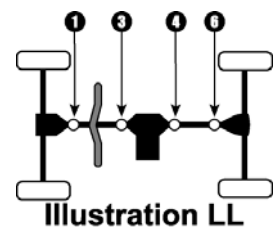
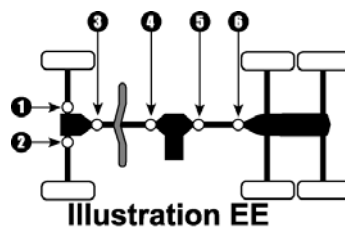
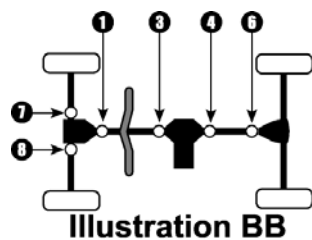
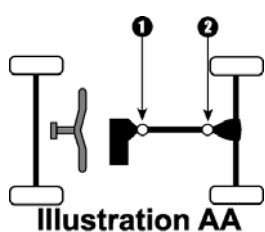
⁽⁵⁾ Limited information- Call sales at 800-728-7237 for availability



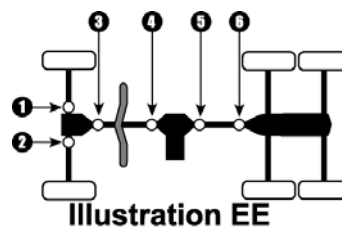
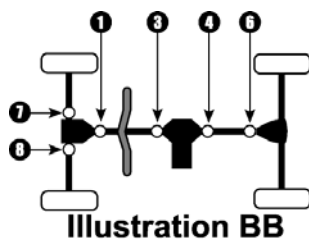
Year/ Model	Make	III.	Location	Standard U-Joint
KAWASAKI (cont.)				
MULE 2510 (cont.)				
A5-A4	4WD- 620cc- Prop Shaft.	KK	4,5,6	ATV700
	4WD- 620cc- Rear Axles.	KK	7,8,9,10	ATV704
A3-A1	4WD- 620cc- Front Axles.	KK	1,2	ATV704
	4WD- 620cc- Prop Shaft.	KK	4,5,6	ATV700
	4WD- 620cc- Rear Axles.	KK	7,8,9,10	ATV704
	4WD- 950cc Diesel- Prop Shaft.	KK	4,5,6	ATV702
	4WD- 950cc Diesel- Rear Axles.	KK	7,8,9,10	ATV704
MULE 2520				
B6-B1	2WD- 620cc.	FF	1,2,3,4	ATV704
MULE 3000				
G6F-G1	2WD- 620cc.	FF	1,2,3,4	ATV704
MULE 3010				
K6F-K1	Trans4X4- 620cc Hardwoods Green HD- Prop Shaft.	KK	4,5,6	ATV702
	Trans4X4- 620cc Hardwoods Green HD- Rear Axles.	KK	7,8,9,10	ATV704
J6F-J1	Trans4X4- 620cc- Prop Shaft.	KK	4,5,6	ATV702
	Trans4X4- 620cc- Rear Axles.	KK	7,8,9,10	ATV704
H6F-H2	4WD- 620cc Hardwoods Green HD- Prop Shaft.	KK	4,5,6	ATV702
	4WD- 620cc Hardwoods Green HD- Rear Axles.	KK	7,8,9,10	ATV704
H1	4WD- 620cc Advantage Class- Prop Shaft.	KK	4,5,6	ATV702
	4WD- 620cc Advantage Class- Rear Axles.	KK	7,8,9,10	ATV704
E6F-E1	4WD- 620cc Prop Shaft.	KK	4,5,6	ATV702
	4WD- 620cc- Rear Axles.	KK	7,8,9,10	ATV704
B6F-B1	4WD- 950cc Diesel- Prop Shaft.	KK	4,5,6	ATV702
	4WD- 950cc Diesel- Rear Axles.	KK	7,8,9,10	ATV704
MULE 3020				
	2WD- 620cc.	FF	1,2,3,4	ATV704



Year/ Model	Make	III.	Location	Standard U-Joint
KAWASAKI (cont.)				
PRAIRIE 300				
2002-99	2WD.....	AA	2	ATV702
	4WD- Front Prop Shaft.....	LL	1,3	ATV701
	4WD- Rear Prop Shaft.....	LL	4	ATV702
PRAIRIE 360				
2006-03	2WD.....	AA	2	ATV703
	4WD.....	LL	4	ATV703
PRAIRIE 400				
2002-98	2WD.....	AA	2	ATV702
	4WD- Front Prop Shaft.....	LL	1,3	ATV701
	4WD- Rear Prop Shaft.....	LL	4	ATV702
1997	4WD- Front Prop Shaft.....	LL	1,3	ATV701
	4WD- Rear Prop Shaft.....	LL	4	ATV702
PRAIRIE 650				
2003-02	4WD.....	LL	4	ATV703
PRAIRIE 700				
2006-04	4WD.....	LL	4	ATV703
POLARIS				
250				
1993	4X4.....	BB	7,8	ATV500
	6X6.....	EE	1,2	ATV500
1990	4X4.....	BB	7,8	ATV500
300				
1996	4X4.....	BB	7,8	ATV500
1995	4X4.....	BB	7,8	ATV501
1994	4X4.....	BB	7,8	ATV500
Year Listing Continues				

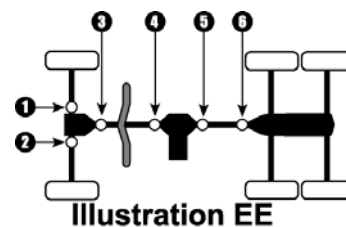
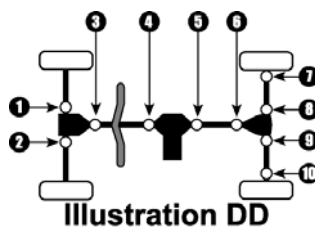
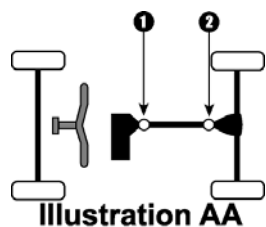


Year/ Model	Make	III.	Location	Standard U-Joint
POLARIS (cont.)				
300 (cont.)				
1994	6X6.....	EE	1,2	ATV500
350L				
1993	4X4.....	BB	7,8	ATV500
	6X6.....	EE	1,2	ATV500
1990	4X4.....	BB	7,8	ATV500
400				
1995	6X6 - W/ Inside Lock Rings.....	EE	1,2	ATV500
	6X6 - W/ Outside Lock Rings.....	EE	1,2	ATV501
1994	4X4.....	BB	7,8	ATV500
	6X6.....	EE	1,2	ATV500
ATP 330				
2005	4X4 - Front Prop Shaft.....	BB	1,3	ATV500
	4X4 - Rear Prop Shaft.....	BB	4	ATV501
2004	4X4 - Front Axles.....	BB	7,8	ATV500
	4X4 - Front Prop Shaft.....	BB	1,3	ATV500
	4X4 - Rear Prop Shaft.....	BB	4	ATV501
ATV 500 H.O.				
2005	4X4 - Front Prop Shaft.....	BB	1,3	ATV500
	4X4 - Rear Prop Shaft.....	BB	4	ATV501
2004	4X4 - Front Axles.....	BB	7,8	ATV500
	4X4 - Front Prop Shaft.....	BB	1,3	ATV500
	4X4 - Rear Prop Shaft.....	BB	4	ATV501
ATV Pro 500				
2002	4X4 - Front Prop Shaft.....	BB	1,3	ATV500
	4X4 - Rear Prop Shaft.....	BB	4	ATV500

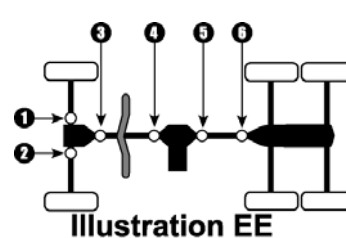
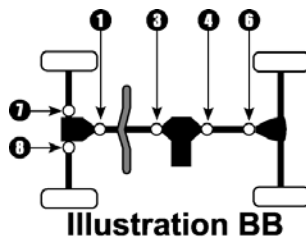
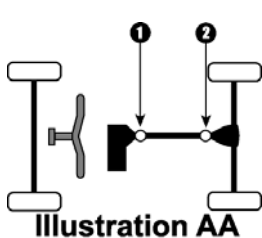


Year/ Model	Make	III.	Location	Standard U-Joint
POLARIS (cont.)				
BIG BOSS 250				
1992-91	6X6.....	EE	1,2	ATV500
BIG BOSS 400L				
1997	6X6.....	EE	1,2	ATV501
BIG BOSS 500				
1999-98	6X6.....	EE	1,2	ATV501
DIESEL 455				
2001	4X4 - Front Axles- W/ Inside Lock Rings.....	DD	1,2	ATV501
	4X4 - Front Axles- W/ Outside Lock Rings.....	DD	1,2	ATV500
	4X4 - Prop Shaft - from 12/07/00.....	DD	3,4	ATV500
	4X4 - Prop Shaft - to 12/07/00.....	DD	3,4	N/A ⁽⁵⁾
2000	4X4 - Front Axles.....	DD	1,2	ATV501
	4X4 - Prop Shaft.....	DD	3,4	N/A ⁽⁵⁾
1999	4X4 - Front Axles.....	DD	1,2	ATV501
	4X4 - Prop Shaft.....	DD	3,4	ATV500
	4X4 - Rear Axles.....	DD	7,10 8,9	ATV502 ATV503
LUH 500				
2002	6X6 - Front Axles.....	EE	1,2	ATV500
	6X6 - Prop Shaft.....	EE	3,4	ATV500
MAGNUM 325				
2002-01	2X4 - Rear Prop Shaft.....	AA	1	ATV500
	4X4 - Front Axles- Exc. HDS (Visco-Lok).....	DD	1,2	ATV501
	4X4 - Front Axles- HDS (Visco-Lok).....	DD	1,2	N/R
	4X4 - Front Prop Shaft- Exc. HDS (Visco-Lok).....	DD	3,4	ATV500
	4X4 - Front Prop Shaft- HDS (Visco-Lok).....	DD	3,4	N/A ⁽⁵⁾
	4X4 - Rear Prop Shaft.....	DD	5	ATV500
Year Listing Continues				

⁽⁵⁾ Limited information- Call sales at 800-728-7237 for availability

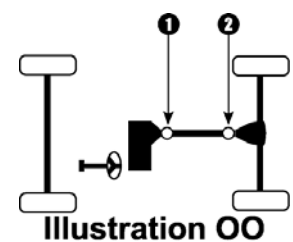
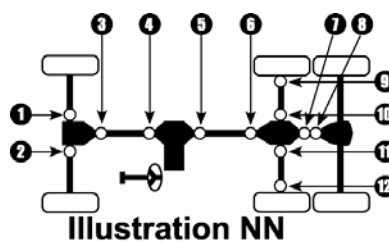
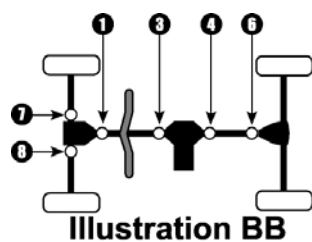


Year/ Model	Make	III.	Location	Standard U-Joint
POLARIS (cont.)				
MAGNUM 325 (cont.)				
2000	2X4 - Rear Prop Shaft.	AA	1	ATV500
	4X4 - Front Axles.	BB	7,8	ATV501
	4X4 - Front Prop Shaft.	BB	1,3	ATV500
	4X4 - Rear Prop Shaft.	BB	4	ATV500
MAGNUM 330				
2006	4X4 - Front Prop Shaft.	BB	1,3	ATV500
	4X4 - Rear Prop Shaft.	BB	4	ATV501
2005	2X4 - Rear Prop Shaft.	AA	1	ATV501
	4X4 - Front Prop Shaft.	BB	1,3	ATV500
	4X4 - Rear Prop Shaft.	BB	4	ATV501
2004-03	2X4 - Rear Prop Shaft.	AA	1	ATV501
	4X4 - Front Axles- Exc. HDS (Visco-Lok).	BB	7,8	ATV500
	4X4 - Front Axles- HDS (Visco-Lok).	BB	7,8	N/R
	4X4 - Front Prop Shaft.	BB	1,3	ATV500
	4X4 - Rear Prop Shaft.	BB	4	ATV501
MAGNUM 425				
1998	4X4.	BB	7,8	ATV501
1997	4X4.	BB	7,8	ATV501
	6X6.	EE	1,2	ATV501
1996	4X4- W/ Inside Lock Rings.	BB	7,8	ATV501
	4X4- W/ Outside Lock Rings.	BB	7,8	ATV500
	6X6- W/ Inside Lock Rings.	EE	1,2	ATV501
	6X6- W/ Outside Lock Rings.	EE	1,2	ATV500
1995	4X4- W/ Inside Lock Rings.	BB	7,8	ATV501
	4X4- W/ Outside Lock Rings.	BB	7,8	ATV500
MAGNUM 500				
2003	4X4 - Front Prop Shaft.	BB	1,3	ATV500
Year Listing Continues				

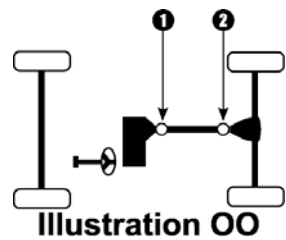
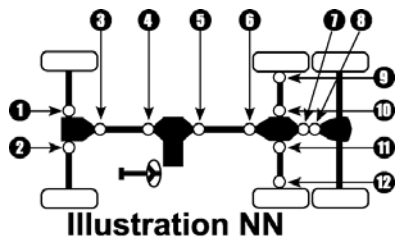
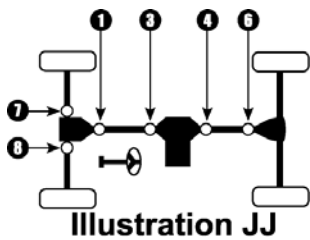


Year/ Model	Make	III.	Location	Standard U-Joint
POLARIS (cont.)				
MAGNUM 500 (cont.)				
2003	4X4 - Rear Prop Shaft.	BB	4	ATV501
2002	4X4 - Front Axles- Exc. HDS (Visco-Lok).	BB	7,8	ATV501
	4X4 - Front Axles- HDS (Visco-Lok).	BB	7,8	N/R
	4X4 - Front Prop Shaft.	BB	1,3	ATV500
	4X4 - Rear Prop Shaft.	BB	4	ATV500
2001	4X4 - Front Axles- Exc. HDS (Visco-Lok).	BB	7,8	ATV501
	4X4 - Front Axles- HDS (Visco-Lok).	BB	7,8	N/R
	4X4 - Front Prop Shaft- Exc. HDS (Visco-Lok).	BB	1,3	ATV500
	4X4 - Front Prop Shaft- HDS (Visco-Lok).	BB	1,3	N/A ⁽⁵⁾
2000-99	4X4 - Rear Prop Shaft.	BB	4	ATV500
	4X4 - Front Axles.	BB	7,8	ATV501
	4X4 - Front Prop Shaft.	BB	1,3	ATV500
	4X4 - Rear Prop Shaft.	BB	4	N/A ⁽⁵⁾
PTV (Personal Task Vehicle)				
2002	4X4 - Series 10 PPS - Front Prop Shaft.	BB	1,3	ATV500
	4X4 - Series 10 PPS - Rear Prop Shaft.	BB	4	ATV500
	6X6 - Series 10 PPS - Front Axles.	NN	1,2	ATV500
	6X6 - Series 10 PPS - Front Prop Shaft.	NN	3,4	ATV500
	6X6 - Series 10 PPS - Rear Prop Shaft.	NN	5	N/A ⁽⁵⁾
RANGER				
2006	2X4.	OO	1,2	ATV500
	4X4 - Front Prop Shaft.	BB	1,3	ATV500
	4X4 - Rear Prop Shaft.	BB	4,6	ATV500
	6X6 - Coupler Shaft.	NN	7,8	ATV500
	6X6 - Front Prop Shaft.	NN	3,4	ATV500
	6X6 - Rear Prop Shaft.	NN	6	ATV500
2005	2X4.	OO	1,2	ATV500
	4X4 - Front Prop Shaft.	BB	1,3	ATV500
Year Listing Continues				

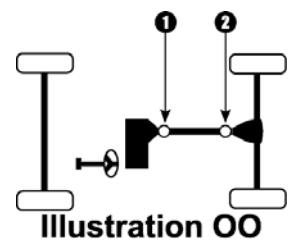
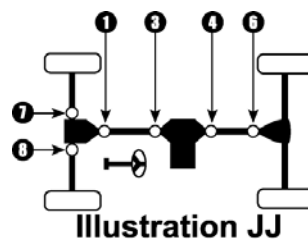
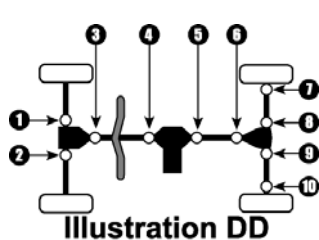
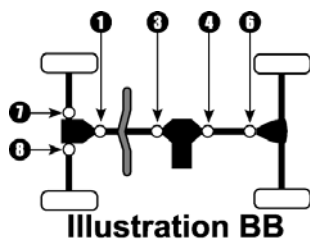
⁽⁵⁾ Limited information- Call sales at 800-728-7237 for availability



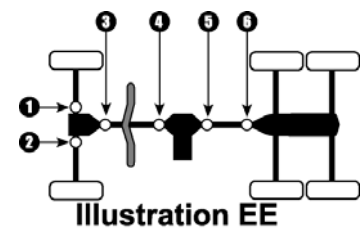
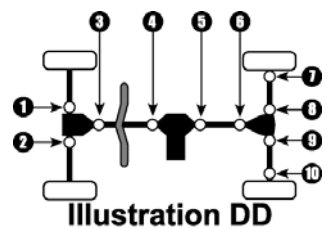
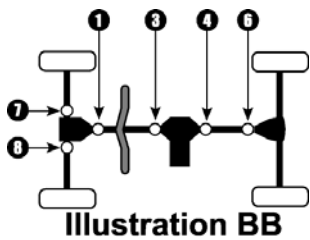
Year/ Model	Make	III.	Location	Standard U-Joint
POLARIS (cont.)				
RANGER (cont.)				
2005	4X4 - Rear Prop Shaft.	BB	4,6	ATV500
	6X6 - Coupler Shaft.	NN	7,8	ATV500
	6X6 - Front Axles.	NN	1,2	ATV500
	6X6 - Front Prop Shaft.	NN	3,4	ATV500
	6X6 - Middle Axles.	NN	9,10,11,12	ATV502
	6X6 - Rear Prop Shaft.	NN	6	ATV500
2004-03	2X4 - Series 11.	OO	1,2	ATV500
	4X4 - Series 11- Front Axles.	JJ	7,8	ATV500
	4X4 - Series 11- Front Prop Shaft.	JJ	1,3	ATV500
	4X4 - Series 11- Rear Prop Shaft.	JJ	4,6	ATV500
	6X6 - Series 11- Coupler Shaft.	NN	7,8	ATV500
	6X6 - Series 11- Front Axles.	NN	1,2	ATV500
	6X6 - Series 11- Front Prop Shaft.	NN	3,4	ATV500
	6X6 - Series 11- Middle Axles.	NN	9,10,11,12	ATV502
2002	2X4 - Series 10.	OO	1,2	ATV500
	4X4 - Series 10- Front Axles.	JJ	7,8	ATV500
	4X4 - Series 10- Front Prop Shaft.	JJ	1,3	ATV500
	4X4 - Series 10- Rear Prop Shaft.	JJ	4,6	ATV500
	6X6 - Series 10- Coupler Shaft.	NN	7,8	ATV500
	6X6 - Series 10- Front Axles.	NN	1,2	ATV500
	6X6 - Series 10- Front Prop Shaft.	NN	3,4	ATV500
	6X6 - Series 10- Middle Axles.	NN	9,10,11,12	ATV502
2001-99	6X6 - Series 10- Rear Prop Shaft.	NN	6	ATV500
	6X6 - Front Axles.	NN	1,2	ATV500
	6X6 - Front Prop Shaft.	NN	3,4	ATV500
	6X6 - Middle Axles.	NN	9,10,11,12	ATV502
	6X6 - Rear Prop Shaft.	NN	6	ATV500



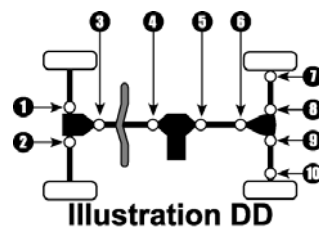
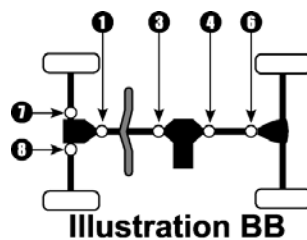
Year/ Model	Make	III.	Location	Standard U-Joint
POLARIS (cont.)				
RANGER TM				
2006-04	All.....	OO	1,2	ATV500
RANGER XP				
2006-05	4X4 - Rear Prop Shaft.....	JJ	4,6	ATV500
2002	4X4 - Front Prop Shaft.....	JJ	1,3	ATV500
SCRAMBLER 400				
2002-98	4X4- Front Axle- W/ Inside Lock Rings.....	BB	7,8	ATV501
	4X4- Front Axle- W/ Outside Lock Rings.....	BB	7,8	ATV500
	4X4- Prop Shaft.....	BB	1,3	ATV500
1997-95	4X4- W/ Inside Lock Rings.....	BB	7,8	ATV501
	4X4- W/ Outside Lock Rings.....	BB	7,8	ATV500
SCRAMBLER 500				
2006-99	4X4- Front Axles.....	BB	7,8	ATV501
	4X4- Prop Shaft.....	BB	1,3	ATV500
1998	4X4- Front Axles.....	BB	7,8	ATV501
	4X4- Prop Shaft.....	BB	1,3	ATV500
1997	4X4.....	BB	7,8	ATV501
SPORTSMAN 335				
2000-99	4X4- Front Axles.....	DD	1,2	ATV501
	4X4- Prop Shaft.....	DD	3,4	ATV502
	4X4- Rear Axles.....	DD	7,10 8,9	ATV502 ATV503
SPORTSMAN 400				
2005	4X4.....	BB	1,3	ATV500
2004-02	4X4- Front Axles.....	BB	7,8	ATV500
	4X4- Prop Shaft.....	BB	1,3	ATV500
2001	4X4- Front Axles.....	BB	7,8	ATV501
Year Listing Continues				



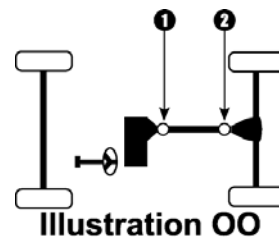
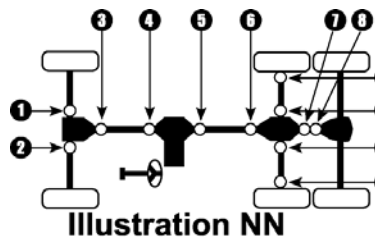
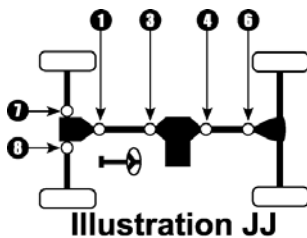
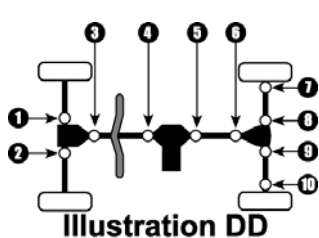
Year/ Model	Make	III.	Location	Standard U-Joint	
POLARIS (cont.)					
SPORTSMAN 400 (cont.)					
2001	4X4- Prop Shaft.	BB	1,3	ATV500	
1997	4X4.	BB	7,8	ATV501	
1996-95	4X4- W/ Inside Lock Rings.	BB	7,8	ATV501	
	4X4- W/ Outside Lock Rings.	BB	7,8	ATV500	
1994-93	4X4.	BB	7,8	ATV500	
SPORTSMAN 450					
2006	4X4.	BB	1,3	ATV500	
SPORTSMAN 500					
2006-05	4X4.	BB	1,3	ATV500	
	6X6- Front Axles.	EE	1,2	ATV500	
	6X6- Prop Shaft.	EE	3,4	ATV500	
2004	4X4- Front Axles.	BB	7,8	ATV500	
	4X4- Prop Shaft - W/ Inside Lock Rings.	BB	1,3	ATV500	
	4X4- Prop Shaft - W/ Outside Lock Rings.	BB	1,3	ATV501	
	6X6- Front Axles.	EE	1,2	ATV500	
	6X6- Prop Shaft.	EE	3,4	ATV500	
	2003-02	4X4- Front Axles.	BB	7,8	ATV500
4X4- Prop Shaft.		BB	1,3	ATV500	
6X6- Front Axles.		EE	1,2	ATV500	
6X6- Prop Shaft.		EE	3,4	ATV500	
2001-99		4X4- Front Axles.	BB	7,8	ATV501
		4X4- Prop Shaft.	BB	1,3	ATV500
	6X6- Front Axles.	EE	1,2	ATV501	
	6X6- Prop Shaft.	EE	3,4	ATV500	
	1998	4X4- Front Axles.	DD	1,2	ATV501
		4X4- Prop Shaft.	DD	3,4	ATV500
4X4- Rear Axles.		DD	7,10 8,9	ATV502 ATV503	
Year Listing Continues					



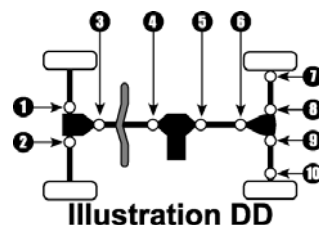
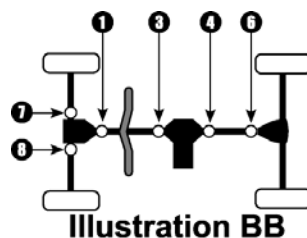
Year/ Model	Make	III.	Location	Standard U-Joint
POLARIS (cont.)				
SPORTSMAN 500 (cont.)				
1997	4X4- Front Axles.	DD	1,2	ATV500
	4X4- Prop Shaft.	DD	3,4	ATV500
	4X4- Rear Axles.	DD	7,10 8,9	ATV502 ATV503
1996	4X4- Front Axles- W/ Inside Snap Rings.	DD	1,2	ATV500
	4X4- Front Axles- W/ Outside Snap Rings.	DD	1,2	ATV501
	4X4- Prop Shaft.	DD	3,4	ATV500
	4X4- Rear Axles.	DD	7,10 8,9	ATV502 ATV503
SPORTSMAN 600				
2005	4X4- Front Prop Shaft.	BB	1,3	ATV500
	4X4- Rear Prop Shaft.	BB	4,6	ATV500
2004-03	4X4- Front Axles.	BB	7,8	ATV500
	4X4- Front Prop Shaft.	BB	1,3	ATV500
	4X4- Rear Prop Shaft.	BB	4,6	ATV500
SPORTSMAN 700				
2006-05	4X4- Front Prop Shaft.	BB	1,3	ATV500
	4X4- Rear Prop Shaft.	BB	4,6	ATV500
2004-02	4X4- Front Axles.	BB	7,8	ATV500
	4X4- Front Prop Shaft.	BB	1,3	ATV500
	4X4- Rear Prop Shaft.	BB	4,6	ATV500
SPORTSMAN 800				
2006-05	4X4- Front Prop Shaft.	BB	1,3	ATV500
	4X4- Rear Prop Shaft.	BB	4,6	ATV500
SPORTSMAN MV7 (Military Vehicle)				
2005	4X4- Front Prop Shaft.	BB	1,3	ATV500
	4X4- Rear Prop Shaft.	BB	4,6	ATV500



Year/ Model	Make	III.	Location	Standard U-Joint
POLARIS (cont.)				
SPORTSMAN X2				
2006	4X4.....	DD	3,4	ATV500
TRAIL BOSS 250				
1992-87	4x4.....	DD	1,2	ATV500
TRAIL BOSS 350L				
1992-90	4x4.....	DD	1,2	ATV500
UTV (Utility Task Vehicle)				
2004-03	2X4 - Series 11 PPS.....	OO	1,2	ATV500
	4X4 - Series 11 PPS - Front Axles.....	JJ	7,8	ATV500
	4X4 - Series 11 PPS - Front Prop Shaft.....	JJ	1,3	ATV500
	4X4 - Series 11 PPS - Rear Prop Shaft.....	JJ	4,6	ATV500
	6X6 - Series 11 PPS - Coupler Shaft.....	NN	7,8	ATV500
	6X6 - Series 11 PPS - Front Axles.....	NN	1,2	ATV500
	6X6 - Series 11 PPS - Front Prop Shaft.....	NN	3,4	ATV500
	6X6 - Series 11 PPS - Middle Axles.....	NN	9,10,11,12	ATV502
	6X6 - Series 11 PPS - Rear Prop Shaft.....	NN	6	ATV500
	2002	2X4 - Series 10 PPS.....	OO	1,2
4X4 - Series 10 PPS - Front Axles.....		JJ	7,8	ATV500
4X4 - Series 10 PPS - Front Prop Shaft.....		JJ	1,3	ATV500
4X4 - Series 10 PPS - Rear Prop Shaft.....		JJ	4,6	ATV500
WORKER 335				
1999	4X4 - Front Axles.....	DD	1,2	ATV501
	4X4 - Prop Shaft.....	DD	3,4	ATV500
	4X4 - Rear Axles.....	DD	7,10 8,9	ATV502 ATV503
WORKER 500				
1999	4X4 - Front Axles.....	DD	1,2	ATV501
	4X4 - Prop Shaft.....	DD	3,4	ATV501

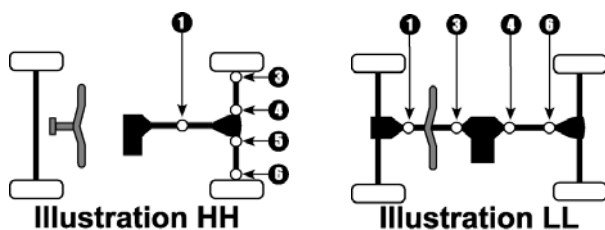


Year/ Model	Make	III.	Location	Standard U-Joint
POLARIS (cont.)				
XPEDITION 325				
2002-00	4X4 - Front Axles.	BB	7,8	ATV501
	4X4 - Front Prop Shaft.	BB	1,3	ATV500
	4X4 - Rear Prop Shaft.	BB	4	ATV500
XPEDITION 425				
2002	4X4 - Front Axles.	BB	7,8	ATV500
	4X4 - Front Prop Shaft.	BB	1,3	ATV500
	4X4 - Rear Prop Shaft.	BB	4	ATV500
2001-00	4X4 - Front Axles.	BB	7,8	ATV501
	4X4 - Front Prop Shaft.	BB	1,3	ATV500
	4X4 - Rear Prop Shaft.	BB	4	ATV500
XPLORER 250				
2002-00	4X4 - Front Axles.	BB	7,8	ATV500
	4X4 - Prop Shaft.	BB	1,3	ATV500
XPLORER 300				
1999-96	4x4.	BB	7,8	ATV501
XPLORER 400				
2002-99	4X4- Front Axles.	BB	7,8	ATV500
	4X4- Prop Shaft.	BB	1,3	ATV500
1998-97	4X4.	BB	7,8	ATV501
1996-95	4X4- W/ Inside Lock Rings.	BB	7,8	ATV501
	4X4- W/ Outside Lock Rings.	BB	7,8	ATV500
XPLORER 500				
1997	4X4 - Front Axles.	DD	1,2	ATV500
	4X4 - Prop Shaft.	DD	3,4	ATV500
	4X4 - Rear Axles.	DD	7,10 8,9	ATV502 ATV503



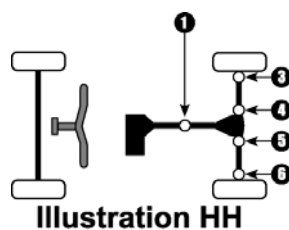
Year/ Model	Make	III.	Location	Standard U-Joint
SUZUKI				
EIGER 400				
2006-05	4WD - Front Bevel Gear.	LL	1	ATV405
	4WD - Secondary Drive.	LL	4,6	ATV405
2004-02	2WD.	HH	1	ATV405
	4WD - Front Bevel Gear.	LL	1	ATV405
	4WD - Secondary Drive.	LL	4,6	ATV405
KING QUAD 300				
2002-01	4WD - Rear Axles.	HH	3,6 4,5	ATV403 ATV407
	4WD - Secondary Drive.	HH	1	ATV405
2000-96	4WD - Rear Axles.	HH	3,6 4,5	ATV403 N/A ⁽⁵⁾
	4WD - Secondary Drive.	HH	1	ATV400
1993-91	4WD - Rear Axles.	HH	3,6 4,5	ATV403 ATV404
	4WD - Secondary Drive.	HH	1	N/A ⁽⁵⁾
KING QUAD 700				
2006-05	4WD - Front Bevel Gear.	LL	3	ATV406
	4WD - Secondary Drive.	LL	6	ATV400
OZARK 250				
2006-02	2WD.	HH	1	ATV405
QUAD MASTER 500				
2001	4WD - Front Bevel Gear.	LL	1	ATV405
	4WD - Secondary Drive.	LL	4,6	ATV400
2000	4WD - Front Bevel Gear.	LL	1	ATV400
	4WD - Secondary Drive.	LL	4	ATV400

⁽⁵⁾ Limited information- Call sales at 800-728-7237 for availability



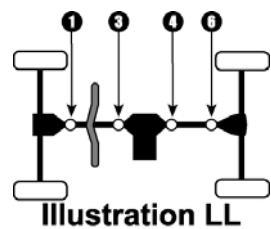
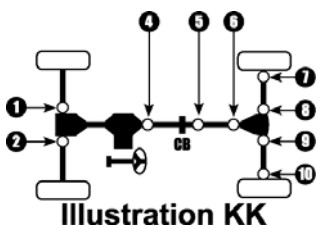
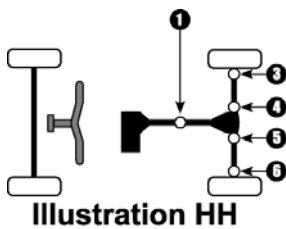
Year/ Model	Make	III.	Location	Standard U-Joint
SUZUKI (cont.)				
QUAD RUNNER 250				
2002	4WD - Rear Axles.	HH	3,6	ATV402
			4,5	ATV407
2001	4WD - Secondary Drive.	HH	1	ATV405
			3,6	ATV402
	2WD.	HH	4,5	ATV407
			3,6	ATV402
2000-95	4WD - Rear Axles.	HH	3,6	ATV402
			4,5	ATV407
	4WD - Secondary Drive.	HH	1	ATV405
			3,6	ATV402
	2WD.	HH	4,5	N/A ⁽⁵⁾
			3,6	ATV402
1994	4WD - Rear Axles.	HH	4,5	ATV407
			3,6	ATV402
	4WD - Secondary Drive.	HH	1	ATV400
			3,6	ATV402
	2WD.	HH	4,5	ATV404
			3,6	ATV402
1993-88	4WD - Rear Axles.	HH	4,5	N/A ⁽⁵⁾
			3,6	ATV402
	4WD - Secondary Drive.	HH	1	ATV400
			3,6	ATV402
	2WD.	HH	4,5	ATV404
			3,6	ATV402
1987	4WD - Rear Axles.	HH	4,5	ATV404
			3,6	ATV401
	4WD - Secondary Drive.	HH	1	ATV400
			3,6	ATV402
	2WD.	HH	4,5	ATV404
			3,6	ATV402
QUAD RUNNER 300				
1995	4WD - Rear Axles.	HH	3,6	ATV403
			4,5	N/A ⁽⁵⁾
Year Listing Continues				

⁽⁵⁾ Limited information- Call sales at 800-728-7237 for availability

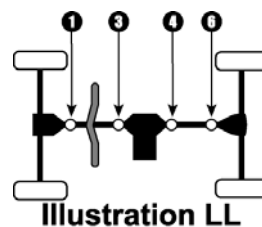
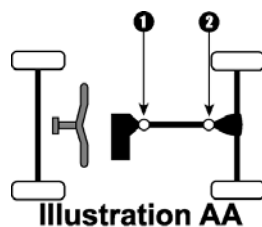


Year/ Model	Make	III.	Location	Standard U-Joint
SUZUKI (cont.)				
QUAD RUNNER 300 (cont.)				
1995	4WD - Secondary Drive.....	HH	1	ATV400
1994	4WD - Rear Axles.....	HH	3,6 4,5	ATV403 ATV404
	4WD - Secondary Drive.....	HH	1	ATV400
QUAD RUNNER 500				
2002	4WD - Front Bevel Gear.....	LL	1	ATV405
	4WD - Secondary Drive.....	LL	4,6	ATV405
2001	4WD.....	LL	4,6	ATV405
2000-98	4WD.....	LL	4	ATV400
QUAD SPORT 250				
2006-04	2WD.....	HH	1	ATV405
QUV UTILITY 620				
2005	4WD - Front Prop Shaft.....	KK	4	ATV702
	4WD - Rear Axles.....	KK	7,8,9,10	ATV704
	4WD - Rear Prop Shaft.....	KK	5,6	ATV702
TWIN PEAKS 700				
2005-04	4WD.....	LL	4	ATV703
VINSON 500				
2006-02	4WD - Front Bevel Gear.....	LL	1	ATV405
	4WD - Secondary Drive.....	LL	4 6	ATV405 ATV400

YAMAHA



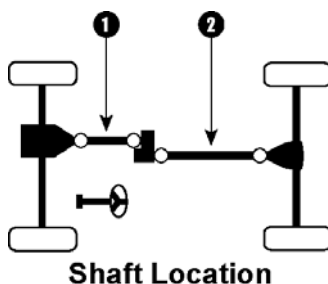
Year/ Model	Make	III.	Location	Standard U-Joint
YAMAHA (cont.)				
BEAR TRACKER 250				
2004-99	2WD.....	AA	1	ATV201
BIG BEAR 350				
1999-87	4WD - Front Drive Shaft.....	LL	1,3	ATV200
	4WD - Rear Drive Shaft.....	LL	4,6	ATV201
GRIZZLY 600				
1998	4WD - Front Drive Shaft.....	LL	1,3	ATV200
	4WD - Rear Drive Shaft.....	LL	4,6	ATV201
KODIAK 400				
1999-98	4WD - Front Drive Shaft.....	LL	1,3	ATV202
1997-93	4WD - Front Drive Shaft.....	LL	1,3	ATV200
	4WD - Rear Drive Shaft.....	LL	4,6	ATV201
MOTO-4 250				
1988-86	2WD.....	AA	1	ATV201
MOTO-4 225				
1991-89	2WD.....	AA	1	ATV201
TIMBERWOLF 250				
2000-99	4WD - Front Drive Shaft.....	LL	1,3	ATV200
	4WD - Rear Drive Shaft.....	LL	4,6	ATV201
1998-94	2WD.....	AA	1	ATV201
	4WD - Front Drive Shaft.....	LL	1,3	ATV200
	4WD - Rear Drive Shaft.....	LL	4,6	ATV201
1993-92	2WD.....	AA	1	ATV201
WOLVERINE 350				
1998-95	4WD - Front Drive Shaft.....	LL	1,3	ATV202
	4WD - Rear Drive Shaft.....	LL	4,6	ATV201



Notes:

Year/ Model	Make	OEM Shaft Design	Location	New Drive Shaft No.
BUICK				
RAINIER - (Front Drive Shaft)				
2005-04	4.2L.....	S5	1	8430C ⁽⁶⁾
	5.3L.....	S5	1	8431C ⁽⁶⁾
CADILLAC				
ESCALADE - (Front Drive Shaft)				
2005-02	All.....	S22	1	8434C
2000-99	All.....	S22	1	8443C
CHEVROLET				
ASTRO VAN AWD - (Front Drive Shaft)				
2005-99	All.....	S5	1	8415C ⁽⁶⁾
1998-92	All.....	S1	1	8402C ⁽⁶⁾
1991-90	All.....	S2	1	8401C ⁽⁶⁾
AVALANCHE 1500 4WD - (Front Drive Shaft)				
2005-03	W/ Active Brake Control JL4.....	S22	1	8434C
	W/O Active Brake Control.....	S22	1	8433C
2002	All.....	S22	1	8433C
AVALANCHE 2500 4WD - (Front Drive Shaft)				
2005-02	All.....	S22	1	8435C
BLAZER FULL SIZE 4WD - (Front Drive Shaft)				
1994	5.7L.....	S3	1	8408C
	6.5L, Turbo Diesel.....	S7	1	8425C
1993-92	All.....	S3	1	8408C
1991-81	All.....	S4	1	8403C
1980-78	W/AT.....	S4	1	8409C
	W/MT.....	S4	1	8410C
1977	W/AT & Flange at T.C.....	S4	1	8409C
	W/MT & Flange at T.C.....	S4	1	8410C

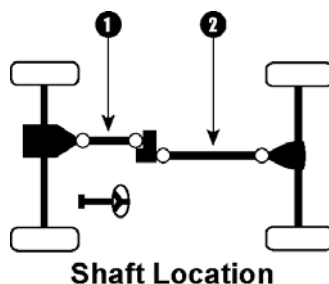
⁽⁶⁾ Conversion shafts use u-joints & have been engineered to replace the original (OEM) design



Shaft Location

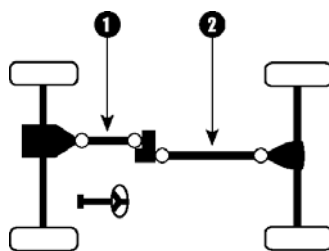
Year/ Model	Make	OEM Shaft Design	Location	New Drive Shaft No.
CHEVROLET (cont.)				
BLAZER S-10 Compact 4WD - (Front Drive Shaft)				
2005-98	4WD – W/ Active - Push Button Control 2 Spd. T.C.....	S5	1	8424C ⁽⁶⁾
	4WD – W/ Elec. 2 Spd. T.C.....	S5	1	8405C ⁽⁶⁾
1997-95	4WD.....	S5	1	8405C ⁽⁶⁾
	AWD.....	S10	1	8406C ⁽⁶⁾
1994-83	All.....	S6	1	8407C
COLORADO 4WD (Front Drive Shaft)				
2005-04	All.....	N/A	1	8446C
S-10 PICKUP 4WD - (Front Wheel Drive)				
2004-98	W/ Active - Push Button Control 2 Spd. T.C.....	S5	1	8424C ⁽⁶⁾
	W/ Elec. 2 Spd. T.C.....	S5	1	8405C ⁽⁶⁾
1997-94	All.....	S5	1	8405C ⁽⁶⁾
1993-83	All.....	S6	1	8407C
SUBURBAN 1500 4WD - (Front Drive Shaft)				
2005-03	W/ Active Brake Control JL4.....	S22	1	8434C
	W/O Active Brake Control.....	S22	1	8433C
2002-00	All.....	S22	1	8433C
1999-98	W/ Active - Push Button Control 2 Spd. T.C.....	S22	1	8443C
	W/ Elec. 2 Spd. T.C.....	S6	1	8420C
1997	All.....	S6	1	8420C
1996-95	AT W/ 4L60E –16 Bolt Diff. Cover.....	S6	1	8420C
	AT W/ 4L80E –17 Bolt Diff. Cover.....	S6	1	8421C
1994	Diesel.....	S7	1	8425C
	Gas.....	S3	1	8408C
1993-92	All.....	S3	1	8408C
1991-81	All.....	S4	1	8403C
SUBURBAN 2500 4WD - (Front Drive Shaft)				
2005-02	All.....	S22	1	8435C
2001	All.....	S22	1	8437C
Year Listing Continues				

⁽⁶⁾ Conversion shafts use u-joints & have been engineered to replace the original (OEM) design



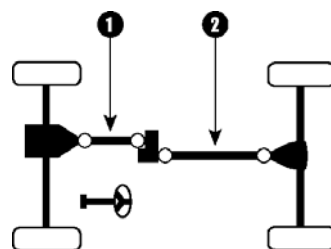
Shaft Location

Year/ Model	Make	OEM Shaft Design	Location	New Drive Shaft No.
CHEVROLET (cont.)				
SUBURBAN 2500 4WD - (Front Drive Shaft) (cont.)				
2000	All.	S6	1	8438C
1999-98	W/ Active - Push Button Control 2 Spd. T.C..	S22	1	8443C
	W/ Elec. 2 Spd. T.C..	S6	1	8420C
1997-95	All.	S6	1	8420C
1994	W/ 4L60E -16 Bolt Diff. Cover.	S3	1	8408C
	W/ 4L80E -17 Bolt Diff. Cover -Diesel W/ 6 Lugs.	S7	1	8425C
	W/ 4L80E -17 Bolt Diff. Cover -Diesel W/ 8 Lugs.	S3	1	8408C
	W/ 4L80E -17 Bolt Diff. Cover -Gas.	S3	1	8408C
1993-92	All.	S3	1	8408C
1991	Exc. 6.2L.	S4	1	8403C
1990-81	All.	S4	1	8403C
TAHOE 4WD - (Front Drive Shaft)				
2005-03	W/ Active Brake Control JL4.	S22	1	8434C
	W/O Active Brake Control.	S22	1	8433C
2002-01	All.	S22	1	8433C
2000	Classic Style- AT W/ 4L60E -16 Bolt Diff. Cover & Shift on Floor.	S6	1	8420C
	Classic Style- AT W/ 4L60E -16 Bolt Diff. Cover & Switch on Dash.	S22	1	8443C
	Silverado Style.	S22	1	8433C
	1999-98	AT W/ 4L60E -16 Bolt Diff. Cover & Shift on Floor.	S6	1
1999-98	AT W/ 4L60E -16 Bolt Diff. Cover & Switch on Dash.	S22	1	8443C
	AT W/ 4L80E -17 Bolt Diff. Cover & Shift on Floor.	S6	1	8421C
	AT W/ 4L80E -17 Bolt Diff. Cover & Switch on Dash.	S22	1	8444C
	1997-96	AT W/ 4L60E -16 Bolt Diff. Cover.	S6	1
1997-96	AT W/ 4L80E -17 Bolt Diff. Cover.	S6	1	8421C
	1995	AT W/ 4L60E -16 Bolt Diff. Cover.	S6	1
1995	AT W/ 4L80E -17 Bolt Diff. Cover.	S6	1	8421C
	MT.	S6	1	8422C



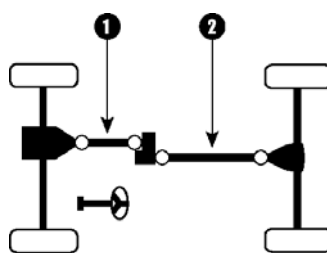
Shaft Location

Year/ Model	Make	OEM Shaft Design	Location	New Drive Shaft No.
CHEVROLET (cont.)				
TRAILBLAZER - (Front Drive Shaft)				
2005-03	4.2L.....	S5	1	8430C
	5.3L.....	S5	1	8431C
2002	All.....	S5	1	8430C
1/2 TON PICKUP 4WD - (Front Drive Shaft)				
2005-04	Crew Cab - W/ 6 lugs at wheel.....	S22	1	8434C
	Crew Cab - W/ 8 lugs at wheel.....	S22	1	8435C
	Exc. Crew Cab- W/ Active Brake Control JL4.....	S22	1	8434C
	Exc. Crew Cab- W/O Active Brake Control.....	S22	1	8433C
2003	Crew Cab.....	S22	1	8435C
	Exc. Crew Cab- W/ Active Brake Control JL4.....	S22	1	8434C
	Exc. Crew Cab- W/O Active Brake Control.....	S22	1	8433C
2002	Crew Cab.....	S22	1	8435C
	Exc. Crew Cab.....	S22	1	8433C
2001	Crew Cab.....	S22	1	8437C
	Exc. Crew Cab.....	S22	1	8433C
2000	All.....	S22	1	8433C
1999	Exc. Silverado- AT W/ 4L60E -16 Bolt Diff. Cover.....	S6	1	8420C
	Exc. Silverado- AT W/ 4L80E -17 Bolt Diff. Cover.....	S6	1	8421C
	Exc. Silverado- MT.....	S6	1	8422C
	Silverado- All.....	S22	1	8433C
1998-95	AT W/ 4L60E -16 Bolt Diff. Cover.....	S6	1	8420C
	AT W/ 4L80E -17 Bolt Diff. Cover.....	S6	1	8421C
	MT.....	S6	1	8422C
1994	AT W/ 4L60E -16 Bolt Diff. Cover.....	S3	1	8408C
	AT W/ 4L80E -17 Bolt Diff. Cover.....	S7	1	8425C
	MT.....	S3	1	8408C
1993-92	All.....	S3	1	8408C
1991-88	VIN Model "K".....	S3	1	8408C
	VIN Model "V".....	S4	1	8403C
1987-81	All.....	S4	1	8403C
Year Listing Continues				



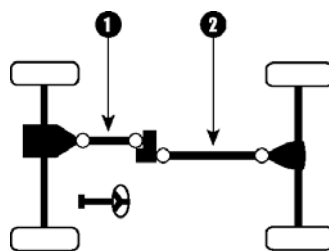
Shaft Location

Year/ Model	Make	OEM Shaft Design	Location	New Drive Shaft No.
CHEVROLET (cont.)				
1/2 TON PICKUP 4WD - (Front Drive Shaft) (cont.)				
1980-78	AT.....	S4	1	8409C
	MT.....	S4	1	8410C
1977	AT & Flange at T.C.....	S4	1	8409C
	AT & Yoke at T.C.....	S8	1	8418C
	MT & Flange at T.C.....	S4	1	8410C
	MT & Yoke at T.C.....	S8	1	8417C
1976-73	AT.....	S8	1	8418C
	MT.....	S8	1	8417C
1972-70	All.....	S8	1	8419C
1969	Early - 11 1/4" Tube.....	S8	1	8427C
	Late - 14 1/4" Tube.....	S8	1	8419C
1968-66	All.....	S8	1	8427C
3/4 TON PICKUP 4WD - (Front Drive Shaft)				
2005-02	AT, 4 Spd.....	S22	1	8435C
	AT, 5 Spd.....	S22	1	8442C
	MT, 5 Spd.....	S22	1	8441C
	MT, 6 Spd.....	S22	1	8442C
2001	AT, 4 Spd.....	S22	1	8437C
	AT, 5 Spd.....	N/A	1	8440C
	MT, 5 Spd.....	S6	1	8439C
	MT, 6 Spd.....	N/A	1	8440C
2000-99	Exc. Silverado- AT.....	S6	1	8420C
	Exc. Silverado- MT.....	S6	1	8426C
	Silverado- AT.....	S6	1	8438C
	Silverado- MT.....	S6	1	8439C
1998-96	AT.....	S6	1	8420C
	MT.....	S6	1	8426C
1995	AT W/ 4L60E -16 Bolt Diff. Cover.....	S6	1	8420C
	AT W/ 4L60E -16 Bolt Diff. Cover.....	S6	1	8420C
	AT W/ 4L80E -17 Bolt Diff. Cover & 6 Lug Nuts.....	S6	1	8421C
Year Listing Continues				



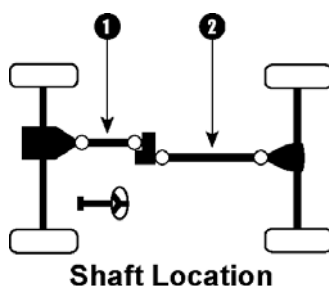
Shaft Location

Year/ Model	Make	OEM Shaft Design	Location	New Drive Shaft No.
CHEVROLET (cont.)				
3/4 TON PICKUP 4WD - (Front Drive Shaft) (cont.)				
1995	AT W/ 4L80E -17 Bolt Diff. Cover & 8 Lug Nuts.	S6	1	8422C
	MT & 6 Lug Nuts.	S6	1	8422C
	MT & 8 Lug Nuts.	S6	1	8426C
1994	AT W/ 4L80E -17 Bolt Diff. Cover, Diesel & 6 Lug Nuts.	S7	1	8425C
	AT -Exc. W/ 4L80E -17 Bolt Diff. Cover, Diesel & 6 Lug Nuts.	S3	1	8408C
	MT & 6 Lug Nuts.	S3	1	8408C
	MT & 8 Lug Nuts.	S6	1	8413C
1993-92	AT.	S3	1	8408C
	MT & 6 Lug Nuts.	S3	1	8408C
	MT & 8 Lug Nuts.	S6	1	8413C
1991-89	VIN Model "K" W/6 Lug Nuts.	S3	1	8408C
	VIN Model "K" W/8 Lug Nuts.	S6	1	8413C
1988	VIN Model "K" W/6 Lug Nuts.	S3	1	8408C
	VIN Model "K" W/8 Lug Nuts.	S6	1	8413C
	VIN Model "V".	S4	1	8403C
1987-81	All.	S4	1	8403C
1980-78	AT.	S4	1	8409C
	MT.	S4	1	8410C
1977	AT & Flange at T.C.	S4	1	8409C
	MT & Flange at T.C.	S4	1	8410C
1 TON PICKUP 4WD - (Front Drive Shaft)				
2005-02	AT, 4 Spd.	S22	1	8435C
	AT, 5 Spd.	S22	1	8442C
	MT, 5 Spd.	S22	1	8441C
	MT, 6 Spd.	S22	1	8442C
2001	AT, 4 Spd.	S22	1	8437C
	AT, 5 Spd.	N/A	1	8440C
	MT, 5 Spd.	S6	1	8439C
	MT, 6 Spd.	N/A	1	8440C
Year Listing Continues				

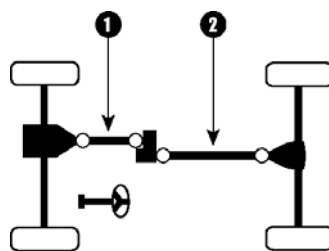


Shaft Location

Year/ Model	Make	OEM Shaft Design	Location	New Drive Shaft No.
CHEVROLET (cont.)				
1 TON PICKUP 4WD - (Front Drive Shaft) (cont.)				
2000-95	AT.....	S6	1	8420C
	MT.....	S6	1	8426C
1994-92	AT.....	S3	1	8408C
	MT.....	S7	1	8414C
1991	Exc. V30-Crew Cab.....	S7	1	8414C
	V30-Crew Cab W/ AT.....	S4	1	8411C
	V30-Crew Cab W/ MT.....	S4	1	8412C
1990-88	Exc. V30-Crew Cab.....	S7	1	8414C
	V30-Crew Cab.....	S4	1	8412C
1987	All.....	S4	1	8412C
1986-80	AT.....	S4	1	8411C
	MT.....	S4	1	8412C
1979-77	AT.....	S8	1	8428C
	MT.....	S8	1	8429C
DODGE				
DAKOTA 4WD - (Front Drive Shaft)				
2005	3.7L- AT.....	S20	1	8549C
	3.7L- MT.....	S20	1	8550C
	4.7L.....	S20	1	8550C
2004	W/AT- 3.7L.....	S20	1	8549C
	W/AT- 4.7L.....	S20	1	8550C
	W/MT.....	S20	1	8549C
2003-01	W/AT.....	S20	1	8550C
	W/MT.....	S20	1	8549C
2000-99	3.9L & 5.2L Regular Cab- W/AT.....	S16	1	8565C
	3.9L Regular Cab- W/MT.....	S16	1	8566C
	Exc.- 3.9L & 5.2L Regular Cab- W/AT.....	S8	1	8531C
	Exc.- 3.9L Regular Cab- W/MT.....	S8	1	8532C
1998-97	W/AT.....	S8	1	8531C
Year Listing Continues				

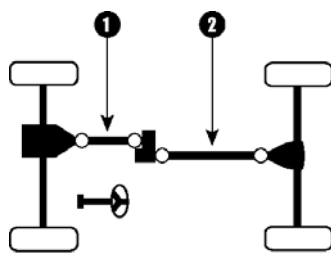


Year/ Model	Make	OEM Shaft Design	Location	New Drive Shaft No.
DODGE (cont.)				
DAKOTA 4WD - (Front Drive Shaft) (cont.)				
1998-97	W/MT.....	S8	1	8532C
1996	W/AT.....	S8	1	8506C
	W/MT.....	S8	1	8505C
1995-88	W/AT.....	S8	1	8504C
	W/MT.....	S8	1	8505C
1987	All.....	S8	1	8505C
DURANGO 4WD - (Front Drive Shaft)				
2005-04	144 T.C.....	N/A	1	8581C
	244 T.C.....	S24	1	8582C
2003-01	All.....	S20	1	8550C
2000-98	All.....	S8	1	8532C
RAMCHARGER 4WD - (Front Drive Shaft)				
1993	All.....	S4	1	8508C
1992-90	AT.....	S4	1	8508C
	MT.....	S4	1	8503C
1989-76	All.....	S4	1	8503C
TRAIL DUSTER 4WD - (Front Drive Shaft)				
1979-75	W/ Flange on CV.....	S4	1	8503C
1/2 TON PICKUP 4WD - (Front Drive Shaft)				
2005	All.....	S24	1	8575C
2004-02	AT.....	S24	1	8575C
	MT.....	S24	1	8576C
2001-00	AT.....	S4	1	8557C
	MT.....	S4	1	8559C
1999-97	AT.....	S4	1	8551C
	MT.....	S4	1	8513C
1996-94	AT.....	S4	1	8511C
	MT.....	S4	1	8513C
Year Listing Continues				



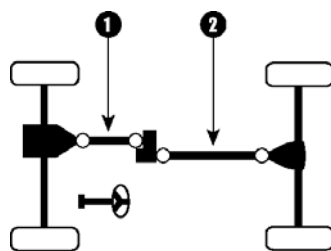
Shaft Location

Year/ Model	Make	OEM Shaft Design	Location	New Drive Shaft No.
DODGE (cont.)				
1/2 TON PICKUP 4WD - (Front Drive Shaft) (cont.)				
1993-90	AT - 3 Spd.....	S4	1	8503C
	AT - 4 Spd.....	S4	1	8508C
	MT.....	S4	1	8503C
1989-76	All.....	S4	1	8503C
3/4 TON PICKUP 4WD - (Front Drive Shaft)				
2005	AT - 5.7L.....	S18	1	8567C
	AT - Exc. 5.7L.....	S18	1	8570C
	MT - 5.7L.....	S18	1	8568C
	MT - 5.9L Diesel 6 Spd.- Exc. 5600 Trans.....	N/A	1	8583C
	MT - 5.9L Diesel 6 Spd.- W/ 5600 Trans.....	S18	1	8569C
2004	AT - 5.7L.....	S18	1	8567C
	AT - Exc. 5.7L.....	S18	1	8570C
	MT - 5.7L.....	S18	1	8568C
	MT - 5.9L Diesel 5 Spd.....	S18	1	8567C
2003	MT - 5.9L Diesel 6 Spd.....	S18	1	8569C
	AT - 5.7L.....	S18	1	8567C
	AT - Exc. 5.7L.....	S18	1	8570C
	MT - 5.7L.....	S18	1	8568C
	MT - 5.9L Diesel 5 Spd.....	S18	1	8567C
2002-00	MT - 5.9L Diesel 6 Spd.....	S18	1	8569C
	MT - 8.0L 5 Spd.....	S18	1	8567C
	MT - 8.0L 6 Spd.....	S18	1	8569C
	AT - 5.9L L6 Diesel Eng. W/ PTO.....	S4	1	8556C
	AT - 5.9L L6 Diesel Eng. W/O PTO.....	S4	1	8552C
	AT - 5.9L V8 Eng.....	S4	1	8557C
	AT - 8.0L V10 Eng. W/ PTO.....	S4	1	8556C
	AT - 8.0L V10 Eng. W/O PTO.....	S4	1	8552C
	MT - 5.9L L6 Diesel Eng. 5 Spd.....	S4	1	8557C
	MT - 5.9L L6 Diesel Eng. 6 Spd.....	S4	1	8558C
MT - 5.9L V8 Eng.....	S4	1	8559C	
Year Listing Continues				



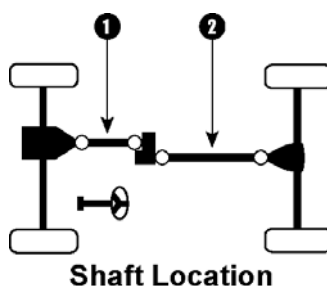
Shaft Location

Year/ Model	Make	OEM Shaft Design	Location	New Drive Shaft No.
DODGE (cont.)				
3/4 TON PICKUP 4WD - (Front Drive Shaft) (cont.)				
2002-00	MT - 8.0L V10 Eng..	S4	1	8557C
1999-97	Dana 44 Front Axle - AT.	S4	1	8551C
	Dana 44 Front Axle - MT.	S4	1	8513C
	Dana 60 Front Axle - AT W/ 5.9L L6 Diesel Eng..	S4	1	8555C
	Dana 60 Front Axle - AT W/ 5.9L V8 Eng..	S4	1	8513C
	Dana 60 Front Axle - AT W/ 8.0L V10 Eng..	S4	1	8555C
	Dana 60 Front Axle - MT W/ 5.9L L6 Diesel Eng..	S4	1	8513C
	Dana 60 Front Axle - MT W/ 5.9L V8 Eng..	S4	1	8517C
	Dana 60 Front Axle - MT W/ 8.0L V10 Eng..	S4	1	8513C
	1996-94	Dana 44 Front Axle - AT.	S4	1
Dana 44 Front Axle - MT.		S4	1	8513C
Dana 60 Front Axle - AT W/ 5.2L V8 or 5.9L V8 Eng..		S4	1	8516C
Dana 60 Front Axle - AT W/ 5.9L L6 Diesel Eng..		S4	1	8515C
Dana 60 Front Axle - AT W/ 8.0L V10 Eng..		S4	1	8515C
Dana 60 Front Axle - MT.		S4	1	8517C
1993-90	Dana 44 Front Axle - AT 3 Spd..	S4	1	8503C
	Dana 44 Front Axle - AT 4 Spd..	S4	1	8508C
	Dana 44 Front Axle - MT.	S4	1	8503C
	Dana 60 Front Axle - AT 3 Spd..	S4	1	8507C
	Dana 60 Front Axle - AT 4 Spd..	S4	1	8509C
	Dana 60 Front Axle - MT.	S4	1	8507C
1989-87	Dana 44 Front Axle.	S4	1	8503C
	Dana 60 Front Axle.	S4	1	8507C
1986-76	Dana 44 Front Axle.	S4	1	8503C
	Dana 60 Front Axle & Full Time 4WD.	S4	1	8510C
	Dana 60 Front Axle & Part Time 4WD.	S4	1	8507C
1 TON PICKUP 4WD - (Front Drive Shaft)				
2005	AT - 5.7L.	S18	1	8567C
	AT - Exc. 5.7L.	S18	1	8570C
	MT - 5.7L.	S18	1	8568C
Year Listing Continues				



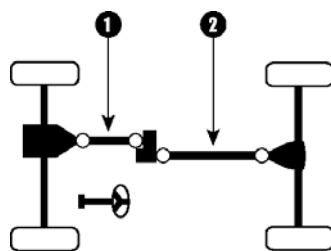
Shaft Location

Year/ Model	Make	OEM Shaft Design	Location	New Drive Shaft No.
DODGE (cont.)				
1 TON PICKUP 4WD - (Front Drive Shaft) (cont.)				
2005	MT - 5.9L Diesel 6 Spd.- Exc. 5600 Trans.....	N/A	1	8583C
	MT - 5.9L Diesel 6 Spd.- W/ 5600 Trans.....	S18	1	8569C
2004	AT - 5.7L.....	S18	1	8567C
	AT - Exc. 5.7L.....	S18	1	8570C
	MT - 5.7L.....	S18	1	8568C
	MT - 5.9L Diesel 5 Spd.....	S18	1	8567C
	MT - 5.9L Diesel 6 Spd.....	S18	1	8569C
2003	AT - 5.7L.....	S18	1	8567C
	AT - Exc. 5.7L.....	S18	1	8570C
	MT - 5.7L.....	S18	1	8568C
	MT - 5.9L Diesel 5 Spd.....	S18	1	8567C
	MT - 5.9L Diesel 6 Spd.....	S18	1	8569C
	MT - 8.0L 5 Spd.....	S18	1	8567C
	MT - 8.0L 6 Spd.....	S18	1	8569C
2002-00	AT - 5.9L L6 Diesel Eng.....	S4	1	8556C
	AT - 5.9L V8 Eng.....	S4	1	8557C
	AT - 8.0L V10 Eng.....	S4	1	8556C
	MT - 5.9L L6 Diesel Eng. 5 Spd.....	S4	1	8557C
	MT - 5.9L L6 Diesel Eng. 6 Spd.....	S4	1	8558C
	MT - 5.9L V8 Eng.....	S4	1	8559C
	MT - 8.0L V10 Eng.....	S4	1	8557C
1999-97	AT - 5.9L L6 Diesel Eng. W/ HD Transfer Case.....	S4	1	8555C
	AT - 5.9L L6 Diesel Eng. W/ Std. Transfer Case.....	S4	1	8551C
	AT - 5.9L V8 Eng.....	S4	1	8513C
	AT - 8.0L V10 Eng. W/ HD Transfer Case.....	S4	1	8555C
	AT - 8.0L V10 Eng. W/ Std. Transfer Case.....	S4	1	8551C
	MT - 5.9L L6 Diesel Eng.....	S4	1	8513C
	MT - 5.9L V8 Eng.....	S4	1	8517C
1996-94	MT - 8.0L V10 Eng.....	S4	1	8513C
	AT - 5.9L L6 Diesel Eng.....	S4	1	8515C
Year Listing Continues				



Year/ Model	Make	OEM Shaft Design	Location	New Drive Shaft No.
DODGE (cont.)				
1 TON PICKUP 4WD - (Front Drive Shaft) (cont.)				
1996-94	AT - 5.9L V8 Eng.....	S4	1	8516C
	AT - 8.0L V10 Eng.....	S4	1	8517C
	MT.....	S4	1	8517C
1993-90	AT - 3 Spd.....	S4	1	8507C
	AT - 4 Spd.....	S4	1	8509C
	MT.....	S4	1	8507C
1989-82	Dana 44 Front Axle.....	S4	1	8510C
	Dana 60 Front Axle & Full Time 4WD.....	S4	1	8510C
	Dana 60 Front Axle & Part Time 4WD.....	S4	1	8507C
1981-76	Full Time 4WD.....	S4	1	8510C
	Part Time 4WD.....	S4	1	8507C

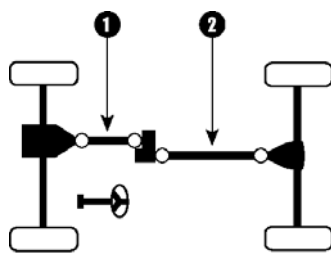
FORD				
BRONCO FULL SIZE 4WD - (Front Drive Shaft)				
1996-92	AT - E4OD.....	S6	1	8319C
	MT - 5 Spd.....	S6	1	8323C
1991	AT - AOD.....	S6	1	8321C
	AT - E4OD.....	S6	1	8319C
1990	MT - 5 Spd.....	S6	1	8323C
	AT - AOD.....	S6	1	8321C
	AT - C6.....	S6	1	8320C
	AT - E4OD W/ 4.9L.....	S6	1	8320C
	AT - E4OD W/ 5.0L.....	S6	1	8319C
	AT - E4OD W/ 5.8L.....	S6	1	8320C
	MT - 4 spd.....	S6	1	8320C
	MT - 5 spd.....	S6	1	8323C
1989-88	AT - AOD.....	S6	1	8321C
	AT - C6.....	S6	1	8320C
	MT - 4 spd.....	S6	1	8320C
	MT - 5 spd.....	S6	1	8323C
Year Listing Continues				



Shaft Location

Year/ Model	Make	OEM Shaft Design	Location	New Drive Shaft No.
FORD (cont.)				
BRONCO FULL SIZE 4WD - (Front Drive Shaft) (cont.)				
1987-80	All.	S6	1	8320C
1979	AT W/ Full Time 4WD.	S8	1	8361C
	AT W/ Part Time 4WD- 3 1/2" Slip Yoke [■]	S8	1	8340C
	AT W/ Part Time 4WD- 3 7/8" Slip Yoke [■]	S8	1	8206C
	MT W/ Part Time 4WD.	S8	1	8381C
1978	AT W/ Full Time 4WD - 1310 Series (3 1/2") [■]	S8	1	8538C
	AT W/ Full Time 4WD - 1330 Series (3 7/8") [■]	S8	1	8354C
	AT W/ Part Time 4WD - 1310 Series (3 1/2") [■]	S8	1	8533C
	AT W/ Part Time 4WD - 1330 Series (3 7/8") [■]	S8	1	8353C
	MT W/ Part Time 4WD.	S8	1	8376C
1977-71	All.	S8	1	8378C
1970-66	All.	S8	1	8379C
BRONCO FULL SIZE 4WD - (Rear Drive Shaft)				
1996-90	AT - 3 Spd.	S18	2	8307C
	AT - 4 Spd (AOD).	S18	2	8308C
	AT - 4 Spd (E4OD).	S18	2	8309C
	MT - 4 Spd.	S18	2	8307C
	MT - 5 Spd.	S18	2	8310C
1989-88	AT - 4.9L.	S8	2	8343C
	AT - 5.0L, AOD.	S8	2	8345C
	AT - 5.0L, C6.	S8	2	8343C
	AT - 5.8L.	S8	2	8343C
	MT - 4 Spd.	S8	2	8343C
	MT - 5 Spd.	S8	2	8344C
1987	AT - AOD W/ 3.55 Ratio.	S8	2	8343C
	AT - AOD W/ 4.11 Ratio.	S8	2	8342C
	AT - C6.	S8	2	8346C
	MT.	S8	2	8346C
1986-85	Non-Removable Carrier - AT, AOD W/ 3.55 Ratio.	S8	2	8343C
	Non-Removable Carrier - AT, AOD W/ 4.11 Ratio.	S8	2	8342C
Year Listing Continues				

■ Measure Outside Yoke



Shaft Location

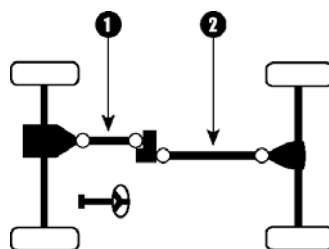
Year/ Model	Make	OEM Shaft Design	Location	New Drive Shaft No.
FORD (cont.)				
BRONCO FULL SIZE 4WD - (Rear Drive Shaft) (cont.)				
1986-85	Non-Removable Carrier - AT, C6.	S8	2	8342C
	Non-Removable Carrier - MT.	S8	2	8342C
	Removable Carrier.	S8	2	8341C
1984-80	All.	S8	2	8342C
1979	AT W/ Full Time 4WD.	S8	2	8356C
	AT W/ Part Time 4WD.	S8	2	8357C
	MT.	S8	2	8358C
1978	AT W/ Full Time 4WD - 1310 Series (3 1/2") [■]	S8	2	8215C
	AT W/ Full Time 4WD - 1330 Series (3 7/8") [■]	S8	2	8216C
	AT W/ Part Time 4WD - 1310 Series (3 1/2") [■]	S8	2	8351C
	AT W/ Part Time 4WD - 1330 Series (3 7/8") [■]	S8	2	8217C
	MT.	S8	2	8377C
1977-66	All.	S8	2	8380C
BRONCO II 4WD - (Front Drive Shaft)				
1990-88	All.	S8	1	8368C
1987-85	AT.	S8	1	8368C
	MT.	S8	1	8201C
1984	AT.	S8	1	8202C
	MT - 4 Spd.	S8	1	8202C
	MT - 5 Spd.	S8	1	8201C
BRONCO II - (Rear Drive Shaft)				
1990-89	2WD - AT 6/89 up.	S2	2	8302C ⁽⁶⁾
	2WD - AT Exc. 6/89 up.	S2	2	8300C ⁽⁶⁾
	2WD - MT, 4 Spd. 6/89 up.	S2	2	8304C ⁽⁶⁾
	2WD - MT, 4 Spd. Exc. 6/89 up.	S2	2	8301C ⁽⁶⁾
	2WD - MT, 5 Spd. 6/89 up.	S2	2	8304C ⁽⁶⁾
	2WD - MT, 5 Spd. Exc. 6/89 up.	S2	2	8300C ⁽⁶⁾
	4WD - AT.	S2	2	8300C ⁽⁶⁾
	4WD - MT, 4 Spd.	S2	2	8301C ⁽⁶⁾
Year Listing Continues				

⁽⁶⁾ Conversion shafts use u-joints & have been engineered to replace the original (OEM) design
[■] Measure Outside Yoke

● Measure
Inside Yoke



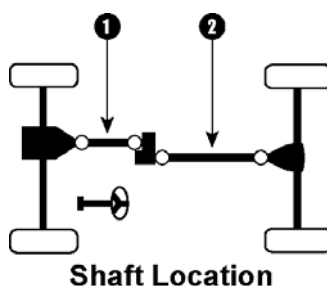
■ Measure
Outside Yoke



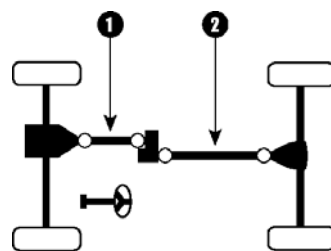
Shaft Location

Year/ Model	Make	OEM Shaft Design	Location	New Drive Shaft No.
FORD (cont.)				
BRONCO II - (Rear Drive Shaft) (cont.)				
1990-89	4WD - MT, 5 Spd.....	S2	2	8300C ⁽⁶⁾
1988	AT.....	S2	2	8300C ⁽⁶⁾
	MT, 4 Spd.....	S2	2	8301C ⁽⁶⁾
	MT, 5 Spd.....	S2	2	8300C ⁽⁶⁾
1987-86	AT.....	S2	2	8300C ⁽⁶⁾
	MT.....	S2	2	8301C ⁽⁶⁾
1985	GKN Design- AT.....	S2	2	8300C ⁽⁶⁾
	GKN Design- MT.....	S2	2	8301C ⁽⁶⁾
	Spicer Design- Double Cardan Joint at Both Ends.....	S17	2	8333C
	Spicer Design- Double Cardan Joint at One End- AT.....	S16	2	8204C
	Spicer Design- Double Cardan Joint at One End- MT.....	S16	2	8205C
EXCURSION 4WD - (Front Drive Shaft)				
2004-03	5.4L & 6.8L.....	S4	1	8373C
	6.0L, Diesel.....	S4	1	8382C
	7.3L, Diesel.....	S4	1	8374C
2002-01	5.4L & 6.8L.....	S4	1	8373C
	7.3L, Diesel.....	S4	1	8374C
2000	5.4L & 6.8L - from 10/99.....	S4	1	8373C
	5.4L & 6.8L - thru 9/99.....	S4	1	8371C
	7.3L, Diesel - from 10/99.....	S4	1	8374C
	7.3L, Diesel - thru 9/99.....	S4	1	8372C
EXPEDITION 4WD - (Front Drive Shaft)				
2005-03	All.....	N/A	1	8383C
2002-97	4.6L.....	S23	1	8338C
	5.4L.....	S23	1	8339C
EXPLORER 4WD - (Front Drive Shaft)				
2005-04	Exc. Sport Trac.....	S9	1	8386CV
	Sport Trac.....	S9	1	8306CV
2003-02	2 Door.....	S9	1	8306CV
Year Listing Continues				

⁽⁶⁾ Conversion shafts use u-joints & have been engineered to replace the original (OEM) design

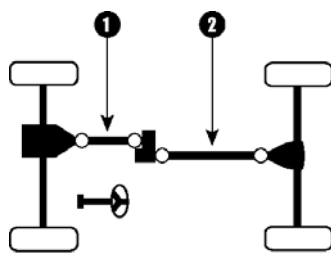


Year/ Model	Make	OEM Shaft Design	Location	New Drive Shaft No.
FORD (cont.)				
EXPLORER 4WD - (Front Drive Shaft) (cont.)				
2003-02	4 Door - Exc. Sport Trac.	S9	1	8386CV
	4 Door - Sport Trac.	S9	1	8306CV
2001	2 Door.	S9	1	8306CV
	4 Door - 4.0L, 4WD - Exc. Sport Trac.	S9	1	8306CV
	4 Door - 5.0L, AWD - Exc. Sport Trac.	S9	1	8305CV
	4 Door - Sport Trac.	S9	1	8306CV
2000-97	4.0L - 4WD.	S9	1	8306CV
	5.0L - AWD.	S9	1	8305CV
1996	4.0L.	S8	1	8315C
	5.0L.	S8	1	8385C
1995	All.	S8	1	8315C
1994-91	All.	S8	1	8318C
RANGER 4WD - (Front Drive Shaft)				
2005-98	All.	S9	1	8306CV
1997-93	2.3L.	S8	1	8316C
	3.0L - AT.	S8	1	8316C
	3.0L - MT.	S8	1	8318C
	4.0L.	S8	1	8318C
1992-90	All.	S8	1	8318C
1989-88	All.	S8	1	8368C
1987	108" & 114" WB - AT.	S8	1	8368C
	108" & 114" WB - MT, 4 Cyl.	S8	1	8201C
	108" & 114" WB - MT, 6 Cyl. W/ STX Pkg.	S8	1	8200C
	108" & 114" WB - MT, 6 Cyl. W/O STX Pkg.	S8	1	8368C
	125" WB - All.	S8	1	8201C
1986-85	108" & 114" WB - AT.	S8	1	8368C
	108" & 114" WB - MT.	S8	1	8201C
	125" WB - All.	S8	1	8201C



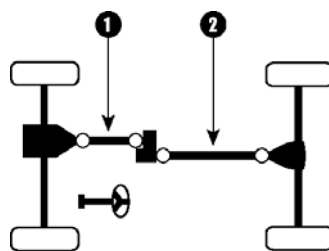
Shaft Location

Year/ Model	Make	OEM Shaft Design	Location	New Drive Shaft No.
FORD (cont.)				
RANGER 4WD - (Rear Drive Shaft)				
2003-98	112" WB - All.	N/A	2	8203C
1997-90	108" WB - All.	S18	2	8325C
1989	108" WB - All.	S18	2	8326C
1988-87	108" WB - AT.	S16	2	8327C
	108" WB - MT.	S16	2	8317C
1986	108" WB - AT, 3 Spd.	S16	2	8330C
	108" WB - AT, 4 Spd.	S18	2	8328C
	108" WB - MT.	S18	2	8329C
1985-83	108" WB - AT, 3 Spd.	S16	2	8330C
	108" WB - AT, 4 Spd.	S16	2	8327C
	108" WB - MT, 4 Spd.	S16	2	8330C
	108" WB - MT, 5 Spd.	S16	2	8317C
1/2 TON PICKUP 4WD - (Front Drive Shaft)				
2005	All.	N/A	1	8383C
2004	Exc. Heritage.	N/A	1	8383C
	Heritage- 4.2L & 4.6L Eng.	S23	1	8338C
	Heritage- 5.4L Eng., AT - 4R100.	S23	1	8339C
	Heritage- 5.4L Eng., AT - 4R70W.	S23	1	8338C
2003-98	4.2L & 4.6L Eng.	S23	1	8338C
	5.4L Eng., AT - 4R100.	S23	1	8339C
	5.4L Eng., AT - 4R70W.	S23	1	8338C
1997	4.2L & 4.6L Eng.	S23	1	8338C
	5.4L Eng.	S23	1	8339C
1996-94	AT - 4R70W.	S6	1	8324C
	AT - E4OD.	S6	1	8319C
	MT.	S6	1	8323C
1993-91	AT - AOD.	S6	1	8321C
	AT - E4OD.	S6	1	8319C
	MT - 4 Spd.	S6	1	8320C
	MT - 5 Spd.	S6	1	8323C
Year Listing Continues				



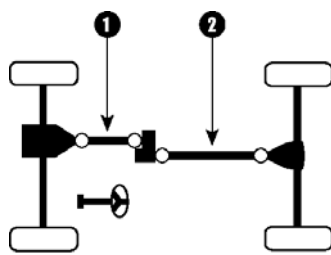
Shaft Location

Year/ Model	Make	OEM Shaft Design	Location	New Drive Shaft No.
FORD (cont.)				
1/2 TON PICKUP 4WD - (Front Drive Shaft) (cont.)				
1990	AT - AOD.....	S6	1	8321C
	AT - C6.....	S6	1	8320C
	AT - E4OD, 6 Cyl.....	S6	1	8320C
	AT - E4OD, 8 Cyl.....	S6	1	8319C
	MT - 4 Spd.....	S6	1	8320C
	MT - 5 Spd.....	S6	1	8323C
1989-88	AT - AOD.....	S6	1	8321C
	AT - C6.....	S6	1	8320C
	MT - 4 Spd.....	S6	1	8320C
1987-86	AT - AOD.....	S6	1	8336C
	AT - C6.....	S6	1	8337C
	MT.....	S6	1	8337C
1985	AT - AOD.....	S6	1	8321C
	AT - C6.....	S6	1	8322C
	MT.....	S6	1	8322C
1984-82	All.....	S6	1	8322C
3/4 TON PICKUP 4WD - (Front Drive Shaft)				
2005	Diesel, AT.....	S4	1	8391C
	Diesel, MT.....	S4	1	8390C
	Exc Diesel.....	S4	1	8212C
2004	AT, Diesel.....	S4	1	8391C
	AT, Exc Diesel.....	S4	1	8371C
	MT, Diesel.....	S4	1	8390C
	MT, Exc. Diesel.....	S4	1	8389C
2003	5.4L & 6.8L, AT.....	S4	1	8371C
	5.4L & 6.8L, MT.....	S4	1	8389C
	6.0L Diesel, AT.....	S4	1	8391C
	6.0L Diesel, MT.....	S4	1	8390C
	7.3L Diesel.....	S4	1	8372C
Year Listing Continues				



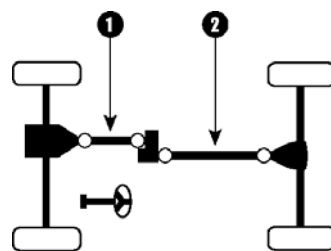
Shaft Location

Year/ Model	Make	OEM Shaft Design	Location	New Drive Shaft No.	
FORD (cont.)					
3/4 TON PICKUP 4WD - (Front Drive Shaft) (cont.)					
2002	5.4L & 6.8L, AT.	S4	1	8371C	
	5.4L & 6.8L, MT - 5 Spd.	S4	1	8388C	
	5.4L & 6.8L, MT - 6 Spd.	S4	1	8389C	
	7.3L Diesel.	S4	1	8372C	
2001-00	5.4L & 6.8L, AT.	S4	1	8371C	
	5.4L & 6.8L, MT.	S4	1	8388C	
	7.3L Diesel.	S4	1	8372C	
1999	Exc. Super Duty - 4.6L.	S23	1	8338C	
	Exc. Super Duty - 5.4L.	S23	1	8339C	
	Super Duty - 5.4L & 6.8L, AT.	S4	1	8371C	
	Super Duty - 5.4L & 6.8L, MT.	S4	1	8388C	
	Super Duty - 7.3L Diesel.	S4	1	8372C	
1998	139" WB - under 8500 GVW - 4.6L.	S23	1	8338C	
	139" WB - under 8500 GVW - 5.4L.	S23	1	8339C	
1997	133" & 152" WB - AT, C6.	S6	1	8320C	
	133" & 152" WB - AT, E4OD.	S6	1	8319C	
	133" & 152" WB - MT, 5.8L Eng.	S6	1	8323C	
	133" & 152" WB - MT, 7.3L/7.5L Eng.	S6	1	8320C	
	139" WB - over 8500 GVW - AT.	S6	1	8319C	
	139" WB - over 8500 GVW - MT.	S6	1	8323C	
	139" WB - under 8500 GVW - 4.6L.	S23	1	8338C	
	139" WB - under 8500 GVW - 5.4L.	S23	1	8339C	
	155" WB - 4.6L.	S23	1	8338C	
	155" WB - 5.4L.	S23	1	8339C	
	155" WB - 5.8L, AT.	S6	1	8319C	
	155" WB - 5.8L, MT.	S6	1	8387C	
	155" WB - 7.3L Diesel & 7.5L - AT.	S6	1	8319C	
	155" WB - 7.3L Diesel & 7.5L - MT.	S6	1	8323C	
	1996	139" WB - AT.	S6	1	8319C
		139" WB - MT.	S6	1	8323C
Year Listing Continues					



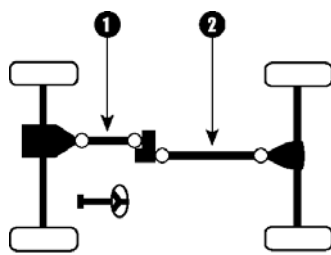
Shaft Location

Year/ Model	Make	OEM Shaft Design	Location	New Drive Shaft No.
FORD (cont.)				
3/4 TON PICKUP 4WD - (Front Drive Shaft) (cont.)				
1996-94	133" & 155" WB - AT, C6.	S6	1	8320C
	133" & 155" WB - AT, E4OD.	S6	1	8319C
	133" & 155" WB - MT, 5.8L Eng..	S6	1	8323C
	133" & 155" WB - MT, 7.3L/7.5L Eng..	S6	1	8320C
1993-90	133" & 155" WB - AT, AOD.	S6	1	8321C
	133" & 155" WB - AT, C6.	S6	1	8320C
	133" & 155" WB - AT, E4OD.	S6	1	8319C
	133" & 155" WB - MT, 4.9L/5.0L/5.8L Eng..	S6	1	8323C
	133" & 155" WB - MT, 7.3L/7.5L Eng..	S6	1	8320C
1989-88	133" & 155" WB - AT, AOD.	S6	1	8321C
	133" & 155" WB - AT, C6.	S6	1	8320C
	133" & 155" WB - AT, E4OD.	S6	1	8319C
	133" & 155" WB - MT, Mazda/Toyo Kogyo.	S6	1	8323C
	133" & 155" WB - MT, ZF 5.8L V8 Eng..	S6	1	8323C
	133" & 155" WB - MT, ZF Exc. 5.8L V8 Eng..	S6	1	8320C
1987	AT - AOD W/ 133" W.B..	S6	1	8336C
	AT - AOD W/ 155" W.B..	S6	1	8337C
	AT - C6.	S6	1	8337C
	MT.	S6	1	8337C
1986-85	AT - AOD W/ 133" W.B..	S6	1	8321C
	AT - AOD W/ 155" W.B..	S6	1	8322C
	AT - C6.	S6	1	8322C
	MT.	S6	1	8322C
1984-82	All.	S6	1	8322C
1 TON PICKUP 4WD - (Front Drive Shaft)				
2005	Diesel - AT.	S4	1	8391C
	Diesel - MT.	S4	1	8390C
	Exc. Diesel.	S4	1	8212C
2004	Dual Rear Wheels, 5.4L - AT.	S4	1	8389C
	Dual Rear Wheels, 5.4L - MT.	S4	1	8389C
Year Listing Continues				



Shaft Location

Year/ Model	Make	OEM Shaft Design	Location	New Drive Shaft No.	
FORD (cont.)					
1 TON PICKUP 4WD - (Front Drive Shaft) (cont.)					
2004	Dual Rear Wheels, 6.0L Diesel - AT.	N/A	1	8214C	
	Dual Rear Wheels, 6.0L Diesel - MT.	N/A	1	8213C	
	Dual Rear Wheels, 6.8L - AT.	S4	1	8389C	
	Dual Rear Wheels, 6.8L - MT.	S4	1	8397C	
	Single Rear Wheels, 5.4L & 6.8L - AT.	S4	1	8371C	
	Single Rear Wheels, 5.4L & 6.8L - MT.	S4	1	8389C	
	Single Rear Wheels, 6.0L Diesel - AT.	S4	1	8391C	
	Single Rear Wheels, 6.0L Diesel - MT.	S4	1	8390C	
2003-02	Dual Rear Wheels, 5.4L & 6.8L - AT.	S4	1	8389C	
	Dual Rear Wheels, 5.4L & 6.8L - MT, 5 Spd.	S4	1	8392C	
	Dual Rear Wheels, 5.4L & 6.8L - MT, 6 Spd.	S4	1	8397C	
	Dual Rear Wheels, 6.0L Diesel - AT.	S4	1	8399C	
	Dual Rear Wheels, 6.0L Diesel - MT.	S4	1	8398C	
	Dual Rear Wheels, 7.3L Diesel - AT.	S4	1	8375C	
	Dual Rear Wheels, 7.3L Diesel - MT.	S4	1	8396C	
	Single Rear Wheels, 5.4L & 6.8L - AT.	S4	1	8371C	
	Single Rear Wheels, 5.4L & 6.8L - MT, 5 Spd.	S4	1	8388C	
	Single Rear Wheels, 5.4L & 6.8L - MT, 6 Spd.	S4	1	8389C	
	Single Rear Wheels, 6.0L Diesel - AT.	S4	1	8391C	
	Single Rear Wheels, 6.0L Diesel - MT.	S4	1	8390C	
	Single Rear Wheels, 7.3L Diesel.	S4	1	8372C	
	Single Rear Wheels, 7.3L Diesel.	S4	1	8372C	
	2001-99	Dual Rear Wheels, AT - 7.3L Diesel, 1/00 thru 8/22/00.	S4	1	8394C
		Dual Rear Wheels, AT - 7.3L Diesel, from 8/23/00.	S4	1	8375C
Dual Rear Wheels, AT - 7.3L Diesel, thru 12/99.		S4	1	8393C	
Dual Rear Wheels, AT - Exc. 7.3L Diesel.		S4	1	8389C	
Dual Rear Wheels, MT - 7.3L Diesel, from 1/00.		S4	1	8396C	
Dual Rear Wheels, MT - 7.3L Diesel, thru 12/99.		S4	1	8395C	
Dual Rear Wheels, MT - Exc. 7.3L Diesel.		S4	1	8392C	
Single Rear Wheels, 7.3L Diesel.		S4	1	8372C	
Year Listing Continues					



Shaft Location

Year/ Model	Make	OEM Shaft Design	Location	New Drive Shaft No.
----------------	------	---------------------	----------	------------------------

FORD (cont.)

1 TON PICKUP 4WD - (Front Drive Shaft) (cont.)

2001-99	Single Rear Wheels, AT - Exc. 7.3L Diesel.	S4	1	8371C
	Single Rear Wheels, MT - Exc. 7.3L Diesel.	S4	1	8388C
1997-94	AT - C6.	S8	1	8312C
	AT - E4OD.	S8	1	8313C
	MT.	S8	1	8311C
1993-90	AT - C6.	S8	1	8312C
	AT - E4OD.	S8	1	8313C
	MT.	S8	1	8314C
1989-86	AT - C6.	S8	1	8312C
	AT - E4OD.	S8	1	8313C
	MT - 5.8L.	S8	1	8314C
	MT - Exc. 5.8L.	S8	1	8311C

COMMERCIAL SERIES PICK UP - (Front Drive Shaft)

2000	F450 & F550- (DRW)- 6.8L, AT.	S4	1	8389C
	F450 & F550- (DRW)- 6.8L, MT.	S4	1	8392C
	F450 & F550- (DRW)- 7.3L Diesel, AT- from 1/00.	S4	1	8394C
	F450 & F550- (DRW)- 7.3L Diesel, AT- thru 12/99.	S4	1	8393C
	F450 & F550- (DRW)- 7.3L Diesel, MT- from 1/00.	S4	1	8396C
	F450 & F550- (DRW)- 7.3L Diesel, MT- thru 12/99.	S4	1	8395C
1999	F450 & F550- (DRW)- 6.8L, AT.	S4	1	8389C
	F450 & F550- (DRW)- 6.8L, MT.	S4	1	8392C
	F450 & F550- (DRW)- 7.3L Diesel, AT.	S4	1	8393C
	F450 & F550- (DRW)- 7.3L Diesel, MT.	S4	1	8395C

GMC

CANYON 4WD (Front Drive Shaft)

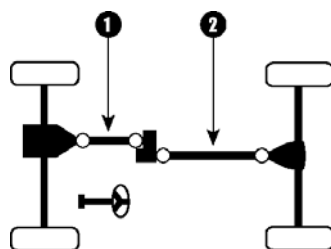
2005-04	All.	N/A	1	8446C
---------	--------------	-----	---	-------

ENVOY 4WD - (Front Drive Shaft)

2005-02	All.	S5	1	8430C ⁽⁶⁾
---------	--------------	----	---	----------------------

Year Listing Continues

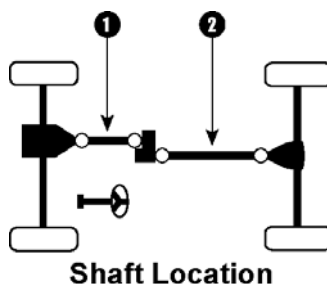
⁽⁶⁾ Conversion shafts use u-joints & have been engineered to replace the original (OEM) design



Shaft Location

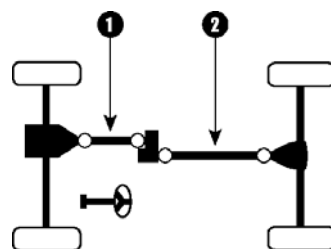
Year/ Model	Make	OEM Shaft Design	Location	New Drive Shaft No.
GMC (cont.)				
ENVOY 4WD - (Front Drive Shaft) (cont.)				
2000-99	W/ Active - Push Button Control 2 Spd. T.C.....	S5	1	8424C ⁽⁶⁾
	W/ Elec. 2 Spd. T.C.....	S5	1	8405C ⁽⁶⁾
1998	All.....	S5	1	8405C ⁽⁶⁾
ENVOY XL 4WD - (Front Drive Shaft)				
2005-03	4.2L.....	S5	1	8430C ⁽⁶⁾
	5.3L.....	S5	1	8431C ⁽⁶⁾
2002	All.....	S5	1	8430C ⁽⁶⁾
JIMMY 4WD (Full Size) - (Front Drive Shaft)				
1994	5.7L.....	S3	1	8408C
	6.5L, Turbo Diesel.....	S7	1	8425C
1993-92	All.....	S3	1	8408C
1991-81	All.....	S4	1	8403C
1980-78	W/AT.....	S4	1	8409C
	W/MT.....	S4	1	8410C
1977	W/AT & Flange at T.C.....	S4	1	8409C
	W/MT & Flange at T.C.....	S4	1	8410C
JIMMY S-15 4WD (Compact) - (Front Drive Shaft)				
2001-98	W/ Active - Push Button Control 2 Spd. T.C.....	S5	1	8424C ⁽⁶⁾
	W/ Elec. 2 Spd. T.C.....	S5	1	8405C ⁽⁶⁾
1997-95	4WD.....	S5	1	8405C ⁽⁶⁾
	AWD.....	S10	1	8406C ⁽⁶⁾
1994-83	All.....	S6	1	8407C
S-15 PICKUP and SONOMA 4WD - (Front Drive Shaft)				
2004-98	W/ Active - Push Button Control 2 Spd. T.C.....	S5	1	8424C ⁽⁶⁾
	W/ Elec. 2 Spd. T.C.....	S5	1	8405C ⁽⁶⁾
1997-94	All.....	S5	1	8405C ⁽⁶⁾
1993-83	All.....	S6	1	8407C

⁽⁶⁾ Conversion shafts use u-joints & have been engineered to replace the original (OEM) design



Year/ Model	Make	OEM Shaft Design	Location	New Drive Shaft No.
GMC (cont.)				
SAFARI VAN AWD - (Front Drive Shaft)				
2005-99	All.	S5	1	8415C ⁽⁶⁾
1998-92	All.	S1	1	8402C ⁽⁶⁾
1991-90	All.	S2	1	8401C ⁽⁶⁾
SIERRA DENALI - (Front Drive Shaft)				
2005-02	All.	S22	1	8434C
SIERRA PICKUP (See 1/2, 3/4 or 1 Ton Pickup)				
SUBURBAN 1500 4WD - (Front Drive Shaft)				
1999-98	W/ Active - Push Button Control 2 Spd. T.C.		1	N/A
	W/ Elec. 2 Spd. T.C.	S6	1	8420C
1997	All.	S6	1	8420C
1996-95	AT W/ 4L60E -16 Bolt Diff. Cover.	S6	1	8420C
	AT W/ 4L80E -17 Bolt Diff. Cover.	S6	1	8421C
1994	Diesel.	S7	1	8425C
	Gas.	S3	1	8408C
1993-92	All.	S3	1	8408C
1991-81	All.	S4	1	8403C
SUBURBAN 2500 4WD - (Front Drive Shaft)				
1999-98	W/ Active - Push Button Control 2 Spd. T.C.		1	N/A
	W/ Elec. 2 Spd. T.C.	S6	1	8420C
1997-95	All.	S6	1	8420C
1994	W/ 4L60E -16 Bolt Diff. Cover.	S3	1	8408C
	W/ 4L80E -17 Bolt Diff. Cover -Diesel W/ 6 Lugs.	S7	1	8425C
	W/ 4L80E -17 Bolt Diff. Cover -Diesel W/ 8 Lugs.	S3	1	8408C
	W/ 4L80E -17 Bolt Diff. Cover -Gas.	S3	1	8408C
1993-92	All.	S3	1	8408C
1991	Exc. 6.2L.	S4	1	8403C
1990-81	All.	S4	1	8403C

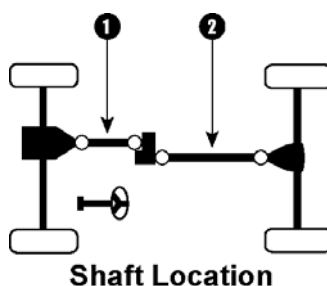
⁽⁶⁾ Conversion shafts use u-joints & have been engineered to replace the original (OEM) design



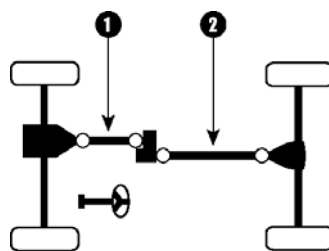
Shaft Location

Year/ Model	Make	OEM Shaft Design	Location	New Drive Shaft No.
GMC (cont.)				
SYCLONE AWD - (Front Drive Shaft)				
1991	All.	S11	1	8404C ⁽⁶⁾
TYPHOON AWD - (Front Drive Shaft)				
1993-92	All.	S11	1	8404C ⁽⁶⁾
YUKON 4WD - (Front Drive Shaft)				
2005-03	Denali.	S22	1	8434C
	Exc. Denali- W/ Active Brake Control JL4.	S22	1	8434C
	Exc. Denali- W/O Active Brake Control.	S22	1	8433C
2002	Denali.	S22	1	8434C
	Exc. Denali.	S22	1	8433C
2001	Denali.	N/A	1	8436C
	Exc. Denali.	S22	1	8433C
2000	Denali.	S22	1	8443C
	Exc. Denali.	S22	1	8433C
1999-98	W/ 4L60E -16 Bolt Diff. Cover.	S22	1	8443C
	W/ 4L80E -17 Bolt Diff. Cover.	S22	1	8444C
1997-96	W/ 4L60E -16 Bolt Diff. Cover.	S6	1	8420C
	W/ 4L80E -17 Bolt Diff. Cover.	S6	1	8421C
1995	AT W/ 4L60E -16 Bolt Diff. Cover.	S6	1	8420C
	AT W/ 4L80E -17 Bolt Diff. Cover.	S6	1	8421C
	MT.	S6	1	8422C
1994	5.7L.	S3	1	8408C
	6.5L, Turbo Diesel.	S7	1	8425C
1993-92	All.	S3	1	8408C
YUKON XL 1500 4WD - (Front Drive Shaft)				
2005-03	Denali.	S22	1	8434C
	Exc. Denali- W/ Active Brake Control JL4.	S22	1	8434C
	Exc. Denali- W/O Active Brake Control.	S22	1	8433C
2002	Denali.	S22	1	8434C
	Exc. Denali.	S22	1	8433C
Year Listing Continues				

⁽⁶⁾ Conversion shafts use u-joints & have been engineered to replace the original (OEM) design

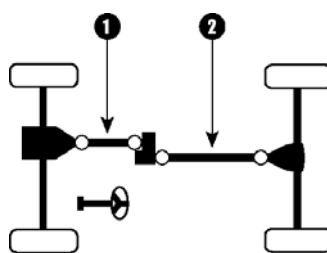


Year/ Model	Make	OEM Shaft Design	Location	New Drive Shaft No.
GMC (cont.)				
YUKON XL 1500 4WD - (Front Drive Shaft) (cont.)				
2001-00	Denali.	N/A	1	8436C
	Exc. Denali.	S22	1	8433C
YUKON XL 2500 4WD - (Front Drive Shaft)				
2005-02	All.	S22	1	8435C
2001	All.	S22	1	8437C
2000	All.	S6	1	8438C
1/2 TON PICKUP 4WD - (Front Drive Shaft)				
2005-04	Crew Cab - W/ 6 lugs at wheel.	S22	1	8434C
	Crew Cab - W/ 8 lugs at wheel.	S22	1	8435C
	Exc. Crew Cab- W/ Active Brake Control JL4.	S22	1	8434C
	Exc. Crew Cab- W/O Active Brake Control.	S22	1	8433C
2003	Crew Cab.	S22	1	8435C
	Exc. Crew Cab- W/ Active Brake Control JL4.	S22	1	8434C
	Exc. Crew Cab- W/O Active Brake Control.	S22	1	8433C
2002	Crew Cab.	S22	1	8435C
	Exc. Crew Cab.	S22	1	8433C
2001	C3 Extended Cab.	N/A	1	8436C
	Crew Cab.	S22	1	8437C
	Exc. C3 Extended Cab or Crew Cab.	S22	1	8433C
2000	All.	S22	1	8433C
1999	Exc. Sierra- AT W/ 4L60E –16 Bolt Diff. Cover.	S6	1	8420C
	Exc. Sierra- AT W/ 4L80E –17 Bolt Diff. Cover.	S6	1	8421C
	Exc. Sierra- MT.	S6	1	8422C
	Sierra- All.	S22	1	8433C
1998-95	AT W/ 4L60E –16 Bolt Diff. Cover.	S6	1	8420C
	AT W/ 4L80E –17 Bolt Diff. Cover.	S6	1	8421C
	MT.	S6	1	8422C
1994	AT W/ 4L60E –16 Bolt Diff. Cover.	S3	1	8408C
	AT W/ 4L80E –17 Bolt Diff. Cover.	S7	1	8425C
Year Listing Continues				



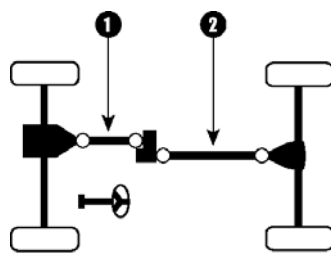
Shaft Location

Year/ Model	Make	OEM Shaft Design	Location	New Drive Shaft No.
GMC (cont.)				
1/2 TON PICKUP 4WD - (Front Drive Shaft) (cont.)				
1994	MT.....	S3	1	8408C
1993-92	All.....	S3	1	8408C
1991-88	VIN Model "K".....	S3	1	8408C
	VIN Model "V".....	S4	1	8403C
1987-81	All.....	S4	1	8403C
1980-78	W/AT.....	S4	1	8409C
	W/MT.....	S4	1	8410C
1977	W/AT & Flange at T.C.....	S4	1	8409C
	W/AT & Yoke at T.C.....	S8	1	8418C
	W/MT & Flange at T.C.....	S4	1	8410C
	W/MT & Yoke at T.C.....	S8	1	8417C
1976-73	W/AT.....	S8	1	8418C
	W/MT.....	S8	1	8417C
1972-70	All.....	S8	1	8419C
1969	Early - 11 1/4" Tube.....	S8	1	8427C
	Late - 14 1/4" Tube.....	S8	1	8419C
1968-66	All.....	S8	1	8427C
3/4 TON PICKUP 4WD - (Front Drive Shaft)				
2005-02	AT, 4 Spd.....	S22	1	8435C
	AT, 5 Spd.....	S22	1	8442C
	MT, 5 Spd.....	S22	1	8441C
	MT, 6 Spd.....	S22	1	8442C
2001	AT, 4 Spd.....	S22	1	8437C
	AT, 5 Spd.....	N/A	1	8440C
	MT, 5 Spd.....	S6	1	8439C
	MT, 6 Spd.....	N/A	1	8440C
2000-99	Exc. Sierra- AT.....	S6	1	8420C
	Exc. Sierra- MT.....	S6	1	8426C
	Sierra- AT.....	S6	1	8438C
	Sierra- MT.....	S6	1	8439C
Year Listing Continues				



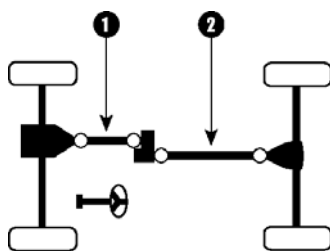
Shaft Location

Year/ Model	Make	OEM Shaft Design	Location	New Drive Shaft No.
GMC (cont.)				
3/4 TON PICKUP 4WD - (Front Drive Shaft) (cont.)				
1998-96	AT.....	S6	1	8420C
	MT.....	S6	1	8426C
1995	AT W/ 4L60E -16 Bolt Diff. Cover.....	S6	1	8420C
	AT W/ 4L60E -16 Bolt Diff. Cover.....	S6	1	8420C
	AT W/ 4L80E -17 Bolt Diff. Cover & 6 Lug Nuts.....	S6	1	8421C
	AT W/ 4L80E -17 Bolt Diff. Cover & 8 Lug Nuts.....	S6	1	8422C
	MT & 6 Lug Nuts.....	S6	1	8422C
	MT & 8 Lug Nuts.....	S6	1	8426C
1994	AT W/ 4L80E -17 Bolt Diff. Cover, Diesel & 6 Lug Nuts.....	S7	1	8425C
	Exc. AT W/ 4L80E -17 Bolt Diff. Cover, Diesel & 6 Lug Nuts.....	S3	1	8408C
	MT & 6 Lug Nuts.....	S3	1	8408C
	MT & 8 Lug Nuts.....	S6	1	8413C
1993-92	AT.....	S3	1	8408C
	MT & 6 Lug Nuts.....	S3	1	8408C
	MT & 8 Lug Nuts.....	S6	1	8413C
1991-89	VIN Model "K" W/6 Lug Nuts.....	S3	1	8408C
	VIN Model "K" W/8 Lug Nuts.....	S6	1	8413C
1988	VIN Model "K" W/6 Lug Nuts.....	S3	1	8408C
	VIN Model "K" W/8 Lug Nuts.....	S6	1	8413C
	VIN Model "V".....	S4	1	8403C
1987-81	All.....	S4	1	8403C
1980-78	AT.....	S4	1	8409C
	MT.....	S4	1	8410C
1977	AT & Flange at T.C.....	S4	1	8409C
	MT & Flange at T.C.....	S4	1	8410C
1 TON PICKUP 4WD - (Front Drive Shaft)				
2005-02	AT, 4 Spd.....	S22	1	8435C
	AT, 5 Spd.....	S22	1	8442C
	MT, 5 Spd.....	S22	1	8441C
Year Listing Continues				



Shaft Location

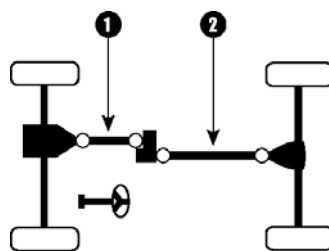
Year/ Model	Make	OEM Shaft Design	Location	New Drive Shaft No.
GMC (cont.)				
1 TON PICKUP 4WD - (Front Drive Shaft) (cont.)				
2005-02	MT, 6 Spd.	S22	1	8442C
2001	AT, 4 Spd.	S22	1	8437C
	AT, 5 Spd.	N/A	1	8440C
	MT, 5 Spd.	S6	1	8439C
	MT, 6 Spd.	N/A	1	8440C
	2000-95	AT.	S6	1
	MT.	S6	1	8426C
1994-92	AT.	S3	1	8408C
	MT.	S7	1	8414C
1991	Exc. V30-Crew Cab.	S7	1	8414C
	V30-Crew Cab W/ AT.	S4	1	8411C
	V30-Crew Cab W/ MT.	S4	1	8412C
1990-88	Exc. V30-Crew Cab.	S7	1	8414C
	V30-Crew Cab.	S4	1	8412C
1987	All.	S4	1	8412C
1986-80	AT.	S4	1	8411C
	MT.	S4	1	8412C
1979-77	AT.	S8	1	8428C
	MT.	S8	1	8429C
HUMMER				
H2				
2005-03	All.	N/A	1	8445C
ISUZU				
ASCENDER 4WD - (Front Drive Shaft)				
2005-03	4.2L.	S5	1	8430C
	5.3L.	S5	1	8431C



Shaft Location

Year/ Model	Make	OEM Shaft Design	Location	New Drive Shaft No.
ISUZU (cont.)				
HOMBRE 4WD - (Front Drive Shaft)				
2000-98	All.....	S5	1	8405C ⁽⁶⁾
JEEP				
CHEROKEE 4WD - (Front Drive Shaft)				
2001	AT.....	S8	1	8519C
	MT.....	S8	1	8520C
2000-94	4 Cyl.....	S8	1	8522C
	6 Cyl. W/AT.....	S8	1	8519C
	6 Cyl. W/MT.....	S8	1	8520C
1993-91	4 Cyl. W/MT.....	S8	1	8522C
	6 Cyl. W/AT.....	S8	1	8519C
	6 Cyl. W/MT.....	S8	1	8520C
1990-87	4 Cyl. W/AT.....	S8	1	8521C
	4 Cyl. W/MT.....	S8	1	8522C
	6 Cyl. W/AT.....	S8	1	8519C
	6 Cyl. W/MT.....	S8	1	8520C
1986-84	Dana Design.....	S8	1	8528C
	GKN Design.....	S12	1	8303C ⁽⁶⁾
COMANCHE 4WD - (Front Drive Shaft)				
1993-91	4 Cyl. W/MT.....	S8	1	8522C
	6 Cyl. W/AT.....	S8	1	8519C
	6 Cyl. W/MT.....	S8	1	8520C
1990-87	4 Cyl. W/AT.....	S8	1	8521C
	4 Cyl. W/MT.....	S8	1	8522C
	6 Cyl. W/AT.....	S8	1	8519C
	6 Cyl. W/MT.....	S8	1	8520C
1986	Dana Design.....	S8	1	8528C
	GKN Design.....	S12	1	8303C ⁽⁶⁾

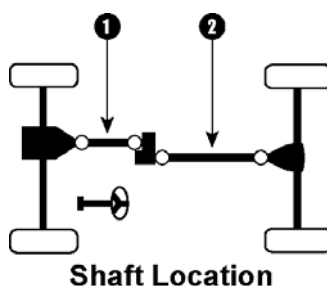
⁽⁶⁾ Conversion shafts use u-joints & have been engineered to replace the original (OEM) design



Shaft Location

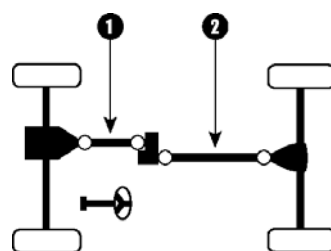
Year/ Model	Make	OEM Shaft Design	Location	New Drive Shaft No.
JEEP (cont.)				
GRAND CHEROKEE 4WD - (Front Drive Shaft)				
2005	3.7L.....	S26	1	8584C
	4.7L.....	S26	1	8585C
	5.7L.....	S26	1	8585C
2004-02	4.0L.....	S25	1	8589C ⁽⁶⁾
	4.7L.....	S19	1	8542C ⁽⁶⁾
2001-99	4.0L.....	S19	1	8540C ⁽⁶⁾
	4.7L.....	S19	1	8542C ⁽⁶⁾
1998-97	4.0L W/ CV Joint Front Yoke.....	S13	1	8529C ⁽⁶⁾
	4.0L W/ U-Joint Front Yoke.....	S8	1	8545C
	5.2L.....	S13	1	8530C ⁽⁶⁾
	5.9L.....	S13	1	8530C ⁽⁶⁾
1996	4.0L W/ CV Joint Front Yoke- from 11/2/95.....	S13	1	8564C ⁽⁶⁾
	4.0L W/ CV Joint Front Yoke- thru 11/1/95.....	S13	1	8501C ⁽⁶⁾
	4.0L W/ U-Joint Front Yoke.....	S8	1	8519C ⁽⁶⁾
	5.2L- from 11/2/95.....	S13	1	8530C ⁽⁶⁾
	5.2L- thru 11/1/95.....	S13	1	8502C ⁽⁶⁾
1995	4.0L- W/ CV Joint Front Yoke.....	S13	1	8501C
	4.0L- W/ U-Joint Front Yoke.....	S8	1	8519C
	5.2L- W/ CV Joint Front Yoke.....	S13	1	8500C
	5.2L- W/ U-Joint Front Yoke.....	S8	1	8534C
1994	AT, 4.0L- W/ CV Joint Front Yoke.....	S13	1	8501C
	AT, 4.0L- W/ U-Joint Front Yoke.....	S8	1	8519C
	AT, 5.2L- W/ CV Joint Front Yoke.....	S13	1	8500C
	AT, 5.2L- W/ U-Joint Front Yoke.....	S8	1	8534C
	MT.....	S8	1	8571C
1993	AT, 4.0L.....	S8	1	8538C
	AT, 5.2L- W/ CV Joint Front Yoke.....	S13	1	8500C
	AT, 5.2L- W/ U-Joint Front Yoke.....	S8	1	8534C
	MT.....	S8	1	8571C

⁽⁶⁾ Conversion shafts use u-joints & have been engineered to replace the original (OEM) design



Year/ Model	Make	OEM Shaft Design	Location	New Drive Shaft No.
JEEP (cont.)				
GRAND WAGONEER 4WD - (Front Drive Shaft)				
1993	W/ CV Joint Front Yoke.	S13	1	8500C
	W/ U-Joint Front Yoke.	S8	1	8534C
1991-87	All.	S8	1	8524C
1986-84	6 Cyl. W/AT.	S8	1	8523C
	6 Cyl. W/MT.	S8	1	8526C
	8 Cyl. W/AT.	S8	1	8524C
J-SERIES TRUCK 4WD - (Front Drive Shaft)				
1988	J20- W/AT.	S8	1	8524C
1987-84	J10- W/AT & 6 Cyl.	S8	1	8523C
	J10- W/AT & 8 Cyl.	S8	1	8524C
	J10- W/MT.	S8	1	8525C
	J20- W/AT.	S8	1	8524C
LIBERTY 4WD - (Front Drive Shaft)				
2005	2.4L.	S19	1	8586C ⁽⁶⁾
	2.8L, AT.	S19	1	8588C ⁽⁶⁾
	2.8L, MT.	S19	1	8587C ⁽⁶⁾
	3.7L.	S19	1	8573C ⁽⁶⁾
2004	2.4L.	S19	1	8572C ⁽⁶⁾
	3.7L.	S19	1	8573C ⁽⁶⁾
2003-02	2.4L.	S19	1	8572C ⁽⁶⁾
	3.7L, AT.	S19	1	8574C ⁽⁶⁾
	3.7L, MT.	S19	1	8573C ⁽⁶⁾
WAGONEER 4WD - (Front Drive Shaft)				
1990-88	AT.	S8	1	8519C
1987	4 Cyl. W/AT.	S8	1	8521C
	4 Cyl. W/MT.	S8	1	8522C
	6 Cyl. W/AT.	S8	1	8519C
	6 Cyl. W/MT.	S8	1	8520C
1986-84	Dana Design.	S8	1	8528C
Year Listing Continues				

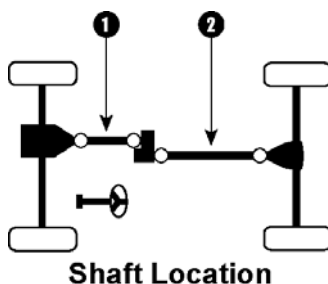
⁽⁶⁾ Conversion shafts use u-joints & have been engineered to replace the original (OEM) design



Shaft Location

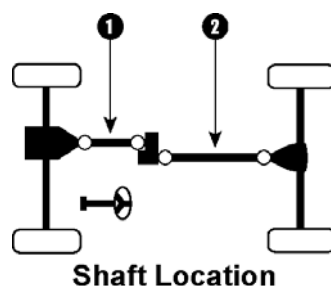
Year/ Model	Make	OEM Shaft Design	Location	New Drive Shaft No.
JEEP (cont.)				
WAGONEER 4WD - (Front Drive Shaft) (cont.)				
1986-84	GKN Design.....	S12	1	8303C ⁽⁶⁾
WRANGLER 4WD - (Front Drive Shaft)				
2005-03	2.4L, AT.....	N/A	1	8578C
	2.4L, MT.....	N/A	1	8577C
	4.0L, W/ 231 T.C.....	N/A	1	8579C
	4.0L, W/ 241 T.C.....	N/A	1	8580C
2002-97	4 Cyl.....	S8	1	8546C
	6 Cyl. W/ AT.....	S8	1	8546C
	6 Cyl. W/ MT.....	S8	1	8561C
1995-87	4 Cyl.....	S6	1	8560C
	6 Cyl. W/ AT.....	S6	1	8560C
	6 Cyl. W/ MT.....	S6	1	8543C
LINCOLN				
AVIATOR - (Front Drive Shaft)				
2005-03	All.....	S9	1	8386CV
NAVIGATOR - (Front Drive Shaft)				
2004-03	All.....	N/A	1	8384C
2002-98	All.....	S23	1	8339C
MAZDA				
B-2300 4WD - (Front Drive Shaft)				
1997-94	All.....	S8	1	8316C
B-3000 4WD - (Front Drive Shaft)				
2003-98	All.....	S9	1	8306CV
1997-94	AT.....	S8	1	8316C
	MT.....	S8	1	8318C

⁽⁶⁾ Conversion shafts use u-joints & have been engineered to replace the original (OEM) design



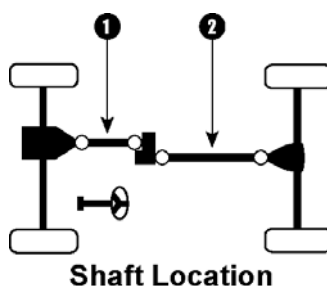
Year/ Model	Make	OEM Shaft Design	Location	New Drive Shaft No.
MAZDA (cont.)				
B-4000 4WD - (Front Drive Shaft)				
2005-98	All.....	S9	1	8306CV
1997-94	MT.....	S8	1	8318C
NAVAJO 4WD - (Front Drive Shaft)				
1994-91	All.....	S8	1	8318C
MERCURY				
MOUNTAINEER - 4WD (Front Drive Shaft)				
2005-02	All.....	S9	1	8386CV
2001-98	4.0L - 4WD.....	S9	1	8306CV
	5.0L - AWD.....	S9	1	8305CV
1997	AWD - From 7/24/96.....	S9	1	8305CV
OLDSMOBILE				
BRAVADA				
2004-02	(Front Drive Shaft).....	S21	1	8432C ⁽⁶⁾
2001-98	(Front Drive Shaft).....	S5	1	8424C ⁽⁶⁾
1997-94	(Front Drive Shaft).....	S10	1	8406C ⁽⁶⁾
1994-91	(Front Drive Shaft).....	S1	1	8400C ⁽⁶⁾
TOYOTA				
4 RUNNER 4WD - (Front Drive Shaft)				
1995-94	4 Cyl.....	S14	1	8603C
	6 Cyl.....	S14	1	8601C
1993	4 Cyl. W/AT.....	S14	1	8604C
	4 Cyl. W/MT.....	S14	1	8603C
	6 Cyl.....	S14	1	8601C
1992-90	4 Cyl. W/AT.....	S14	1	8604C
	4 Cyl. W/MT & Starter on Left Side of Engine.....	S14	1	8602C
	4 Cyl. W/MT & Starter on Right Side of Engine.....	S14	1	8603C
Year Listing Continues				

⁽⁶⁾ Conversion shafts use u-joints & have been engineered to replace the original (OEM) design




Year/ Model	Make	OEM Shaft Design	Location	New Drive Shaft No.
TOYOTA (cont.)				
4 RUNNER 4WD - (Front Drive Shaft) (cont.)				
1992-90	6 Cyl.....	S14	1	8601C
1989	4 Cyl. W/AT.....	S14	1	8602C
	4 Cyl. W/MT & Starter on Left Side of Engine.....	S14	1	8602C
	4 Cyl. W/MT & Starter on Right Side of Engine.....	S14	1	8603C
	6 Cyl.....	S14	1	8601C
1988	4 Cyl.....	S14	1	8600C
	6 Cyl.....	S14	1	8601C
1987-86	All.....	S14	1	8600C
1985-84	All.....	S14	1	8605C
1983-80	All.....	S14	1	8607C
PICKUP 4WD - (Front Drive Shaft)				
1995-90	4 Cyl. W/AT.....	S14	1	8604C
	4 Cyl. W/MT & Starter on Left Side of Engine.....	S14	1	8602C
	4 Cyl. W/MT & Starter on Right Side of Engine.....	S14	1	8603C
	6 Cyl.....	S14	1	8601C
1989	4 Cyl. W/AT.....	S14	1	8602C
	4 Cyl. W/MT & Starter on Left Side of Engine.....	S14	1	8602C
	4 Cyl. W/MT & Starter on Right Side of Engine.....	S14	1	8603C
	6 Cyl.....	S14	1	8601C
1988	4 Cyl.....	S14	1	8600C
	6 Cyl.....	S14	1	8601C
1987-86	All.....	S14	1	8600C
1985-84	All.....	S14	1	8605C
1983-80	All.....	S14	1	8607C
T100 4WD - (Front Drive Shaft)				
1994-93	AT.....		1	N/A ⁽⁵⁾
	MT.....	S14	1	8601C

⁽⁵⁾ Limited information- Call sales at 800-728-7237 for availability




OEM Shaft Designs

S1




S2




S3




S4




S5



S6

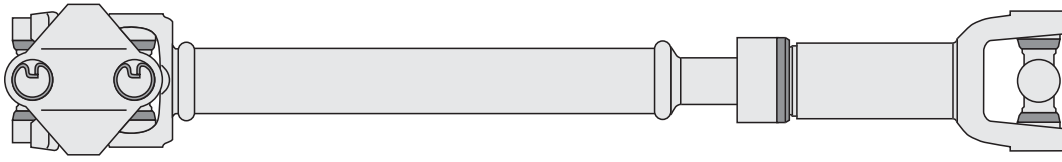


S7



Above Illustrations Are For Reference Purposes Only


OEM Shaft Designs




S8




S9



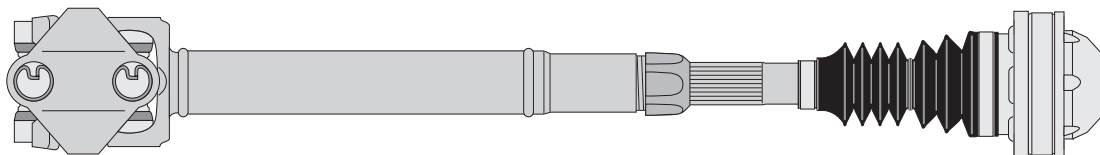
S10



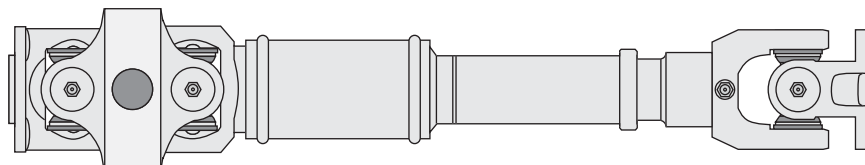
S11



S12



S13




S14

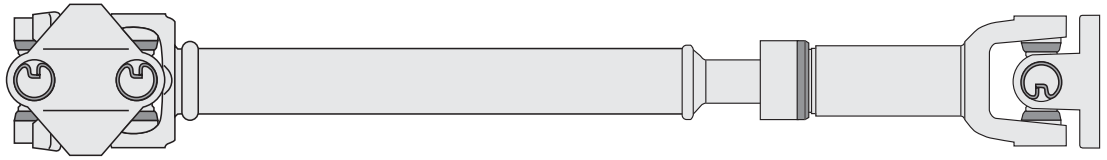
Above Illustrations Are For Reference Purposes Only

OEM Shaft Designs

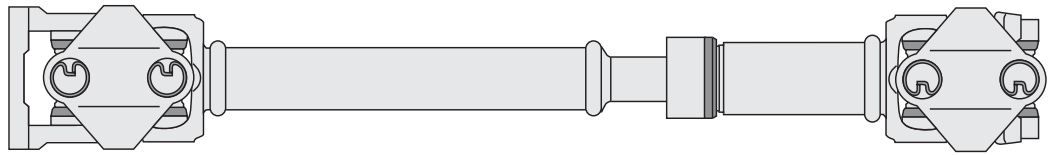
S15



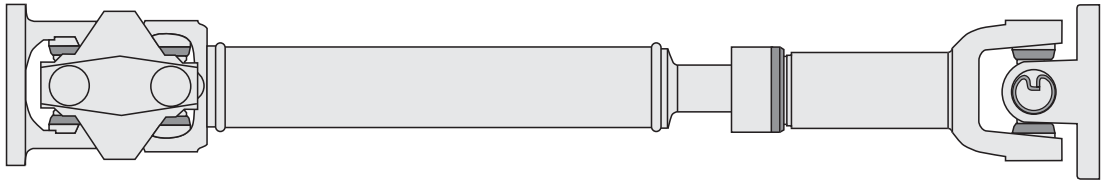
S16



S17



S18




S19



S20




S21




Above Illustrations Are For Reference Purposes Only

OEM Shaft Designs



S22



S23



S24



S25



S26

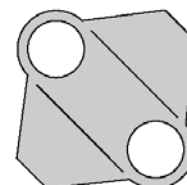
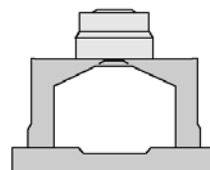
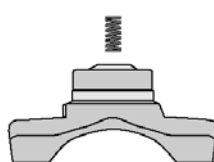
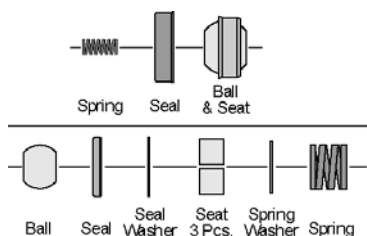
Above Illustrations Are For Reference Purposes Only

Notes:

Year/ Model	Make	U-Joint Series	Repair Kit	Centering Assembly	Link "H" Yoke
BUICK					
CENTURION, INVICTA & WILDCAT					
1973	All.....	3R	403-0	R3R-21-482	R3R-26-057
1972-71	All.....	3R	403-0A*		
1970-69	All.....	3R	403-01A*		
1968-66	All.....	3R	403-02A*		
1965	All.....	3R	403-01A*		
ELECTRA & LESABRE					
1981-73	All.....	3R	403-0	R3R-21-482	R3R-26-057
1972-71	All.....	3R	403-0A*		
1970-69	All.....	3R	403-01A*		
1968-66	All.....	3R	403-02A*		
1965	All.....	3R	403-01A*		
RIVIERA					
1976-73	All.....	3R	403-0	R3R-21-482	R3R-26-057
1972-71	All.....	3R	403-0A*		
1970-69	All.....	3R	403-01A*		
1968-66	All.....	3R	403-02A*		
1965	All.....	3R	403-01A*		
SPECIAL					
1967-66	All.....	3R	403-02A*		
CADILLAC					
CALAIS					
1976-73	All.....	3R	403-0	R3R-21-482	R3R-26-057
1972-68	All.....	3R	403-0A*		
1967-63	All.....	3R	403-01A*		

C.V. COMPONENTS

* Indicates C.V. Repair Kits W/O Repair Ball (Machining Required)



Year/ Model Make	U-Joint Series	Repair Kit	Centering Assembly	Link "H" Yoke
---------------------	-------------------	---------------	-----------------------	------------------

CADILLAC (cont.)

DE VILLE

1981-73 All.....	3R	403-0	R3R-21-482	R3R-26-057
1972-68 All.....	3R	403-0A*		
1967-63 All.....	3R	403-01A*		

FLEETWOOD

1996-73 All.....	3R	403-0	R3R-21-482	R3R-26-057
1972-68 All.....	3R	403-0A*		
1967-63 All.....	3R	403-01A*		

SEVILLE

1979-75 All.....	3R	403-0	R3R-21-482	R3R-26-057
------------------	----	-------	------------	------------

CHEVROLET

ASTRO VAN

1998-92 AWD (Front Shaft).....	1310	404-0A	R2-21-1543	R2-26-497
--------------------------------	------	--------	------------	-----------

BEL AIR, BISCAYNE, CAPRICE, IMPALA and NOMAD

1976 All.....	3R	403-0	R3R-21-482	R3R-26-057
1975-73 Sedans.....	3R	403-0	R3R-21-482	R3R-26-057
1972-71 Sedans.....	3R	403-0A*		

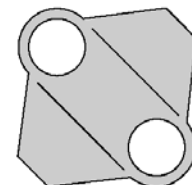
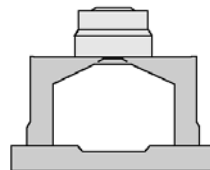
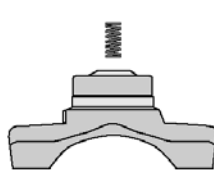
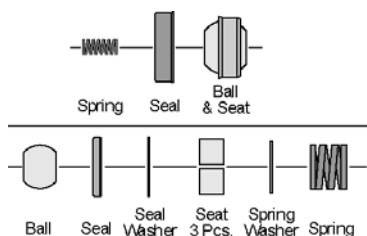
BLAZER (Full-Size)

1991-79 4WD (Front Shaft).....	3R	403-0	R3R-21-482	R3R-26-057
1978 4WD (Front Shaft) W/Inside Snap Rings.....	3R	403-0	R3R-21-482	R3R-26-057
4WD (Front Shaft) W/Outside Snap Rings.....	1310	404-0	R2-21-1355	R2-26-497
1977-69 4WD (Front Shaft).....	1310	404-0	R2-21-1355	R2-26-497

BLAZER S-10 (Compact)

1997-95 AWD (Front Shaft).....	3R	403-0	R3R-21-482	R3R-26-057
--------------------------------	----	-------	------------	------------

* Indicates C.V. Repair Kits W/O Repair Ball (Machining Required)



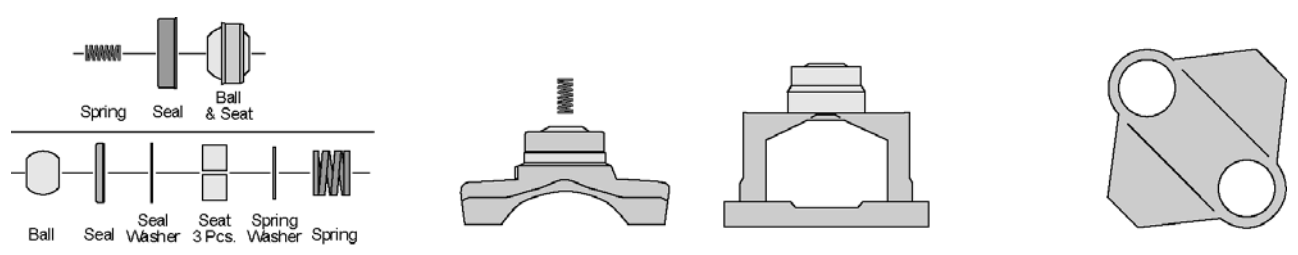
Year/ Model	Make	U-Joint Series	Repair Kit	Centering Assembly	Link "H" Yoke
----------------	------	-------------------	---------------	-----------------------	------------------

CHEVROLET (cont.)

S-10 PICKUP					
2003-94	2WD- 4.3L AT - Front CV.	3R	403-0	R3R-3-5499	R3R-26-057
	2WD- 4.3L AT - Rear CV.	3R	403-0	R3R-21-482	R3R-26-057
1/2 TON PICKUP and SUBURBAN					
1991-88	Suburban- 4WD (Front Shaft).	3R	403-0	R3R-21-482	R3R-26-057
1987-79	Pickup- 4WD (Front Shaft).	3R	403-0	R3R-21-482	R3R-26-057
1978	Pickup- 4WD (Front Shaft) W/Inside Snap Rings.	3R	403-0	R3R-21-482	R3R-26-057
	Pickup- 4WD (Front Shaft) W/Outside Snap Rings.	1310	404-0	R2-21-1355	R2-26-497
1977-67	Pickup- 4WD (Front Shaft).	1310	404-0	R2-21-1355	R2-26-497
3/4 TON PICKUP and SUBURBAN					
1991-88	Suburban- 4WD (Front Shaft).	3R	403-0	R3R-21-482	R3R-26-057
1987-79	Pickup- 4WD (Front Shaft).	3R	403-0	R3R-21-482	R3R-26-057
1978-77	Pickup- 4WD (Front Shaft) W/Inside Snap Rings.	3R	403-0	R3R-21-482	R3R-26-057
	Pickup- 4WD (Front Shaft) W/Outside Snap Rings.	1310	404-0	R2-21-1355	R2-26-497
1976-67	Pickup- 4WD (Front Shaft).	1310	404-0	R2-21-1355	R2-26-497
1 TON PICKUP and SUBURBAN					
1991-88	Pickup- 4WD (Front Shaft) V Series.	3R	403-0	R3R-21-482	R3R-26-057
1987-80	Pickup- 4WD (Front Shaft).	3R	403-0	R3R-21-482	R3R-26-057
1979	Pickup- 4WD (Front Shaft).	1310	404-0	R2-21-1355	R2-26-497

DODGE

--	--	--



C.V. COMPONENTS

Year/ Model Make	U-Joint Series	Repair Kit	Centering Assembly	Link "H" Yoke
---------------------	-------------------	---------------	-----------------------	------------------

DODGE (cont.)

DAKOTA

2000-87 4WD (Front Shaft)..... 1310 404-0 R2-21-1544 R2-26-497

DURANGO

2000-98 4WD (Front Shaft)..... 1310 404-0 R2-21-1544 R2-26-497

RAMCHARGER

1993-77 4WD (Front Shaft)..... 3R 403-0 R3R-21-482 R3R-26-057

1976-74 4WD (Front Shaft) W/Inside Lock Rings..... 3R 403-0 R3R-21-482 R3R-26-057

4WD (Front Shaft) W/Outside Lock Rings..... 1310 404-0 R2-21-1544 R2-26-497

1/2 TON PICK UP

2001-94 4WD (Front Shaft)..... 1330 404-0A R2-21-1868 R2-26-527

1993-77 4WD (Front Shaft)..... 3R 403-0 R3R-21-482 R3R-26-057

1976-75 4WD (Front Shaft) W/Inside Lock Rings..... 3R 403-0 R3R-21-482 R3R-26-057

4WD (Front Shaft) W/Outside Lock Rings..... 1310 404-0 R2-21-1544 R2-26-497

3/4 TON PICK UP

2005-03 4WD (Front Shaft)..... 1330 404-0A R3-21-3184 R2-26-527

2002-94 4WD (Front Shaft)..... 1330 404-0A R2-21-1868 R2-26-527

1993-77 4WD (Front Shaft)..... 3R 403-0 R3R-21-482 R3R-26-057

1976-75 4WD (Front Shaft) W/Inside Lock Rings..... 3R 403-0 R3R-21-482 R3R-26-057

4WD (Front Shaft) W/Outside Lock Rings..... 1310 404-0 R2-21-1544 R2-26-497

1 TON PICK UP

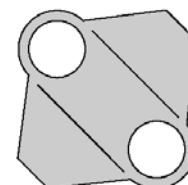
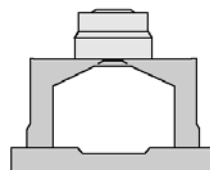
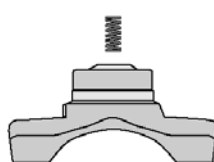
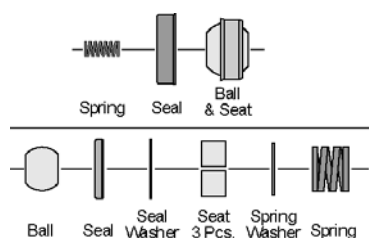
2005-03 4WD (Front Shaft)..... 1330 404-0A R3-21-3184 R2-26-527

2002-94 4WD (Front Shaft)..... 1330 404-0A R2-21-1868 R2-26-527

1993-77 4WD (Front Shaft)..... 3R 403-0 R3R-21-482 R3R-26-057

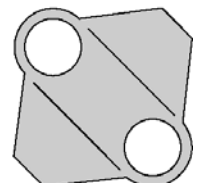
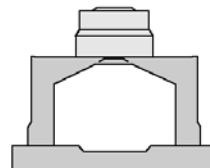
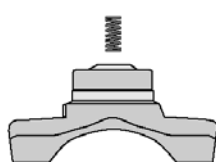
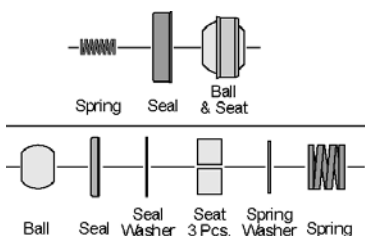
1976-75 4WD (Front Shaft) W/Inside Lock Rings..... 3R 403-0 R3R-21-482 R3R-26-057

4WD (Front Shaft) W/Outside Lock Rings..... 1310 404-0 R2-21-1544 R2-26-497



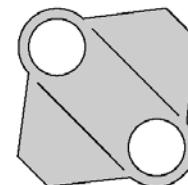
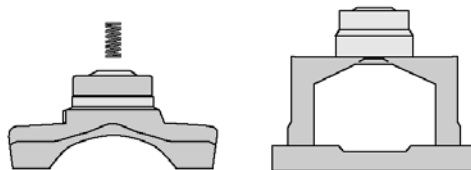
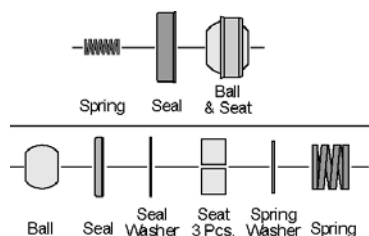
Year/ Model	Make	U-Joint Series	Repair Kit	Centering Assembly	Link "H" Yoke
FORD					
BRONCO					
1996-90	4WD (Rear Shaft)	1330	404-0A	R2-21-1631	R2-26-527
1989	4WD (Rear Shaft)- From 2/89	1330	404-0A	R2-21-1631	R2-26-527
	4WD (Rear Shaft)- Thru 1/89	1330	404-0	R2-21-1179	R2-26-527
1988-80	4WD (Rear Shaft)	1330	404-0	R2-21-1179	R2-26-527
1979	4WD (Front & Rear Shaft)	1330	404-0	R2-21-1179	R2-26-527
1978-70	4WD (Front & Rear Shaft)	1310	404-0	R2-21-1355	R2-26-497
1969-66	4WD (Front & Rear Shaft)	2.5R	512-0		R25-26-486
BRONCO II					
1990-86	4WD- (Front Shaft)	1210	404-0	R2-21-1342	R2-26-457
1985	4WD- (Front Shaft)	1210	404-0	R2-21-1342	R2-26-457
	4WD- (Rear Shaft)- CV at Both Ends- Front CV	1210	404-0	R2-21-1342	R2-26-457
	4WD- (Rear Shaft)- CV at Both Ends- Rear CV	1210	404-0	R2-21-1489	R2-26-457
	4WD- (Rear Shaft)- CV on One End	1210	404-0	R2-21-1342	R2-26-457
1983-84	4WD- (Front Shaft)	1210	404-0	R2-21-1342	R2-26-457
1984-83	4WD- (Rear Shaft)	1210	404-0	R2-21-1342	R2-26-457
EXCURSION					
2004-01	4WD- (Front Shaft)	1350	404-0A	R3-21-2024	R3-26-757
2000	4WD- (Front Shaft)- From 10/99	1350	404-0A	R3-21-2024	R3-26-757
	4WD- (Front Shaft)- Thru 9/99	1355	403-0	R3-21-7324	R3-26-7327
EXPEDITION					
2002-97	4WD (Rear Shaft)- 4.6L	1330	404-0A	R2-21-1996	R2-26-527
	4WD (Rear Shaft)- 5.4L	1350	404-0A	R3-21-2019	R3-26-757
EXPLORER					
1996	4WD (Front Shaft)- W/ Circular Flange at T.C.	1310	404-0A	R2-21-1543	R2-26-497
	4WD (Front Shaft)- W/O Circular Flange at T.C.	1310	404-0A	R2-21-1544	R2-26-497
	4WD (Rear Shaft)	1310	404-0A	R2-21-1543	R2-26-497
1995	4WD (Front Shaft)	1310	404-0A	R2-21-1544	R2-26-497
Year Listing Continues					

C.V. COMPONENTS



Year/ Model Make	U-Joint Series	Repair Kit	Centering Assembly	Link "H" Yoke
FORD (cont.)				
EXPLORER (cont.)				
1995 4WD (Rear Shaft).....	1310	404-0A	R2-21-1543	R2-26-497
1994-91 4WD (Front Shaft).....	1310	404-0A	R2-21-1544	R2-26-497
RANGER				
1997-90 4WD (Front Shaft).....	1310	404-0A	R2-21-1544	R2-26-497
4WD (Rear Shaft)- Regular Cab- Short Bed.....	1310	404-0A	R2-21-1543	R2-26-497
1989 4WD (Rear Shaft)- Regular Cab- Short Bed.....	1310	404-0A	R2-21-1543	R2-26-497
4WD (Rear Shaft)- SuperCab.....	1210	404-0	R2-21-1489	R2-26-457
1988-87 4WD (Rear Shaft)- Regular Cab- Short Bed.....	1210	404-0	R2-21-1342	R2-26-457
1986 4WD (Rear Shaft)- SuperCab- Exc. 5 Spd. MT.....	1210	404-0	R2-21-1489	R2-26-457
1985-83 4WD (Rear Shaft)- Regular Cab- Short Bed.....	1210	404-0	R2-21-1342	R2-26-457
THUNDERBIRD				
1982-80 All.....	1310	404-0	R2-21-1229	R2-26-497
1971-68 All.....	3R	403-0A*		
1/2 TON PICK UP (F100 & F150)				
2004-97 4WD- (Rear Shaft)- AT W/ 5.4L.....	1350	404-0A	R3-21-2019	R3-26-757
4WD- (Rear Shaft)- Exc AT W/ 5.4L.....	1330	404-0A	R2-21-1996	R2-26-527
1979 4WD- (Front Shaft)- Full Time Transfer Case.....	1330	404-0	R2-21-1179	R2-26-527
4WD- (Rear Shaft)- W/116" WB.....	1330	404-0	R2-21-1179	R2-26-527
1978-76 4WD- (Front Shaft)- Full Time Transfer Case.....	1310	404-0	R2-21-1355	R2-26-497
4WD- (Rear Shaft)- W/116" & 116.8" WB.....	1310	404-0	R2-21-1355	R2-26-497
1975-74 4WD- (Front Shaft)- Full Time Transfer Case.....	1310	404-0	R2-21-1355	R2-26-497
3/4 TON PICK UP (F250 & F250SD)				
2004-01 4WD (Front Shaft).....	1350	404-0A	R3-21-2024	R3-26-757
4WD (Rear Shaft) Reg & Super Cab.....	1350	404-0A	R3-21-2025	R3-26-757
2000 4WD (Front Shaft).....	1355	403-0	R3-21-7324	R3-26-7327
4WD (Rear Shaft).....	1355	403-0	R3-21-7324	R3-26-7327
Year Listing Continues				

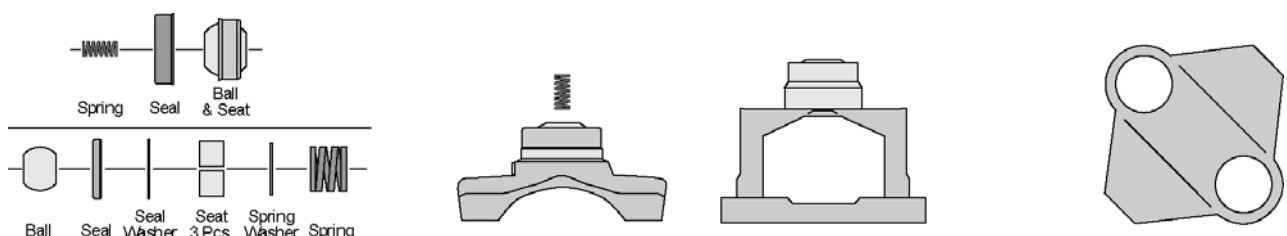
* Indicates C.V. Repair Kits W/O Repair Ball (Machining Required)



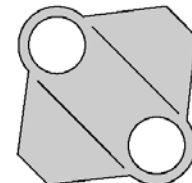
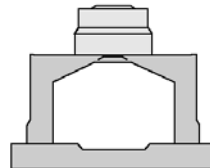
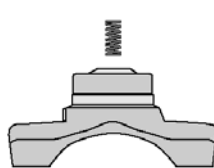
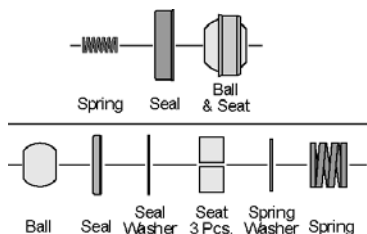
Year/ Model	Make	U-Joint Series	Repair Kit	Centering Assembly	Link "H" Yoke
FORD (cont.)					
3/4 TON PICK UP (F250 & F250SD) (cont.)					
1999	4WD (Front Shaft) Super-Duty.	1355	403-0	R3-21-7324	R3-26-7327
	4WD (Rear Shaft) Super-Duty.	1355	403-0	R3-21-7324	R3-26-7327
1979	4WD (Front Shaft).	1330	404-0	R2-21-1179	R2-26-527
1978	4WD (Front Shaft).	1310	404-0	R2-21-1355	R2-26-497
1977	4WD (Front Shaft) Full Time Transfer Case.	1310	404-0	R2-21-1355	R2-26-497
	4WD (Rear Shaft) Full Time Transfer Case.	1310	404-0	R2-21-1355	R2-26-497
1976-75	4WD (Front Shaft) Full Time Transfer Case.	1310	404-0	R2-21-1355	R2-26-497
1 TON PICK UP (F350)					
2004-01	4WD (Front Shaft).	1350	404-0A	R3-21-2024	R3-26-757
	4WD (Rear Shaft).	1350	404-0A	R3-21-2025	R3-26-757
2000-99	4WD (Front Shaft).	1355	403-0	R3-21-7324	R3-26-7327
	4WD (Rear Shaft).	1355	403-0	R3-21-7324	R3-26-7327
1997-94	4WD (Front Shaft).	1330	404-0A	R2-21-1996	R2-26-527
1993-87	4WD (Front Shaft) W/Inside Lock Rings.	2.5R	409-0	N/A ⁽⁵⁾	N/A ⁽⁵⁾
	4WD (Front Shaft) W/Outside Lock Rings.	1330	404-0A	R2-21-1179	R2-26-527
1986-85	4WD (Front Shaft).	1330	404-0A	R2-21-1179	R2-26-527
1979	4WD (Front Shaft).	1330	404-0A	R2-21-1179	R2-26-527
COMMERCIAL SERIES PICKUP					
2003-01	(Front Shaft) F450 & F550.	1350	404-0A	R3-21-2024	R3-26-757
2000-99	(Front Shaft) F450 & F550.	1355	403-0	R3-21-7324	R3-26-7327
GMC					
JIMMY (Full-Size)					
1991-79	4WD (Front Shaft).	3R	403-0	R3R-21-482	R3R-26-057
1978	4WD (Front Shaft) W/Inside Snap Rings.	3R	403-0	R3R-21-482	R3R-26-057
	4WD (Front Shaft) W/Outside Snap Rings.	1310	404-0	R2-21-1355	R2-26-497
1977-69	4WD (Front Shaft) W/Outside Snap Rings.	1310	404-0	R2-21-1355	R2-26-497

C.V. COMPONENTS

⁽⁵⁾ Limited information- Call sales at 800-728-7237 for availability

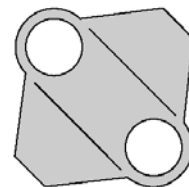
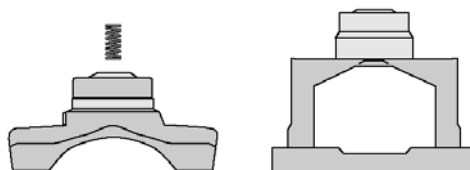
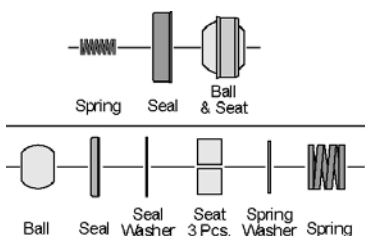


Year/ Model Make	U-Joint Series	Repair Kit	Centering Assembly	Link "H" Yoke
GMC (cont.)				
S-15 JIMMY				
1997-95 AWD (Front Shaft).....	3R	403-0	R3R-21-482	R3R-26-057
S-15 PICKUP / SONOMA				
2003-94 2WD 4.3L AT - Front CV.....	3R	403-0	R3R-3-5499	R3R-26-057
2WD 4.3L AT - Rear CV.....	3R	403-0	R3R-21-482	R3R-26-057
SAFARI VAN				
1998-92 AWD (Front Shaft).....	1310	404-0A	R2-21-1543	R2-26-497
SYCLONE & TYPHOON				
1993-91 AWD (Front Shaft).....	1210	404-0	R2-21-1489	R2-26-457
1/2 TON PICKUP and SUBURBAN				
1991-88 Suburban- 4WD (Front Shaft).....	3R	403-0	R3R-21-482	R3R-26-057
1987-79 4WD (Front Shaft).....	3R	403-0	R3R-21-482	R3R-26-057
1978 4WD (Front Shaft) W/Inside Snap Rings.....	3R	403-0	R3R-21-482	R3R-26-057
4WD (Front Shaft) W/Outside Snap Rings.....	1310	404-0	R2-21-1355	R2-26-497
1977-67 4WD (Front Shaft) W/Outside Snap Rings.....	1310	404-0	R2-21-1355	R2-26-497
3/4 TON PICKUP and SUBURBAN				
1991-88 Suburban- 4WD (Front Shaft).....	3R	403-0	R3R-21-482	R3R-26-057
1987-79 4WD (Front Shaft).....	3R	403-0	R3R-21-482	R3R-26-057
1978-77 4WD (Front Shaft) W/Inside Snap Rings.....	3R	403-0	R3R-21-482	R3R-26-057
4WD (Front Shaft) W/Outside Snap Rings.....	1310	404-0	R2-21-1355	R2-26-497
1976-67 4WD (Front Shaft) W/Outside Snap Rings.....	1310	404-0	R2-21-1355	R2-26-497
1 TON PICKUP and SUBURBAN				
1991-88 4WD (Front Shaft) 4 Door Pickup & Chassis Cabs.....	3R	403-0	R3R-21-482	R3R-26-057
1987-80 4WD (Front Shaft).....	3R	403-0	R3R-21-482	R3R-26-057
1979 4WD (Front Shaft).....	1310	404-0	R2-21-1355	R2-26-497



Year/ Model	Make	U-Joint Series	Repair Kit	Centering Assembly	Link "H" Yoke
ISUZU					
HOMBRE					
2000-97	2WD 4.3L AT - Front CV.....	3R	403-0	R3R-3-5499	R3R-26-057
	2WD 4.3L AT - Rear CV.....	3R	403-0	R3R-21-482	R3R-26-057
JEEP					
CHEROKEE					
2001-92	4WD (Front Shaft).....	1310	404-0A	R2-21-1544	R2-26-497
1991-88	4WD (Front Shaft).....	1310	404-0	R2-21-1355	R2-26-497
1987-84	4WD (Front Shaft) W/U-Joints at Transfer Case..	1310	404-0	R2-21-1355	R2-26-497
1983-74	4WD (Front Shaft).....	1310	404-0	R2-21-1355	R2-26-497
CJ MODELS					
1981-74	4WD (Front Shaft).....	1310	404-0	R2-21-1355	R2-26-497
COMANCHE					
1993-86	4WD (Front Shaft).....	1310	404-0	R2-21-1355	R2-26-497
GRAND CHEROKEE					
1998-93	4WD (Front Shaft).....	1310	404-0A	R2-21-1544	R2-26-497
GRAND WAGONEER					
1991-84	4WD (Front Shaft).....	1310	404-0	R2-21-1355	R2-26-497
J-10 & J-20					
1988-74	4WD (Front Shaft).....	1310	404-0	R2-21-1355	R2-26-497
WAGONEER					
1990-88	4WD (Front Shaft).....	1310	404-0	R2-21-1355	R2-26-497
1987-84	4WD (Front Shaft) W/U-Joints at Transfer Case..	1310	404-0	R2-21-1355	R2-26-497
1983-74	4WD (Front Shaft).....	1310	404-0	R2-21-1355	R2-26-497
WRANGLER					
2002-97	4WD (Front Shaft).....	1310	404-0	R2-21-1544	R2-26-497

C.V. COMPONENTS



Year/ Model Make	U-Joint Series	Repair Kit	Centering Assembly	Link "H" Yoke
LINCOLN				
CONTINENTAL				
1982-80 All.....	1310	404-0	R2-21-1229	R2-26-497
1979-78 All.....	3R	403-0	R3R-21-482	R3R-26-057
1977-66 All.....	1330	405-0	R2-21-0841	R2-26-527
MARK SERIES				
1992-88 From 11/87.....	1310	404-0A	R2-21-1543	R2-26-497
1988-84 To 10/87.....	1310	404-0	R2-21-1229	R2-26-497
1972-68 All.....	3R	403-0A*		
NAVIGATOR				
1998-97 4WD (Rear Shaft).....	1350	404-0A	R3-21-2019	R3-26-757
VERSAILLES				
1980-77 From 8/78.....	1310	404-0	R2-21-1229	R2-26-497
To 8/78.....	1330	405-0	R2-21-0841	R2-26-527

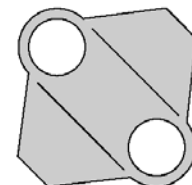
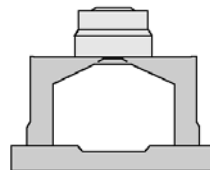
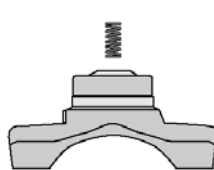
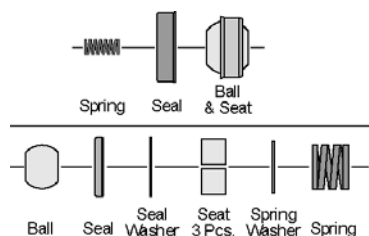
MAZDA

NAVAJO				
1994-91 4WD (Front Shaft).....	1310	404-0A	R2-21-1544	R2-26-497
PICK UP				
1997-94 4WD (Front Shaft).....	1310	404-0A	R2-21-1544	R2-26-497
4WD (Rear Shaft) W/108" WB.....	1310	404-0A	R2-21-1543	R2-26-497

MERCURY

COUGAR & XR7				
1982-80 All.....	1310	404-0	R2-21-1229	R2-26-497

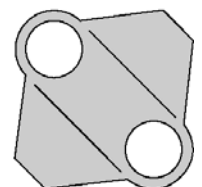
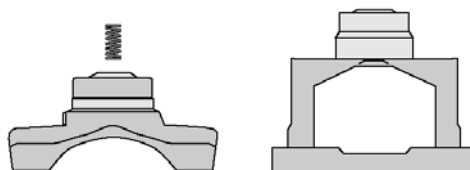
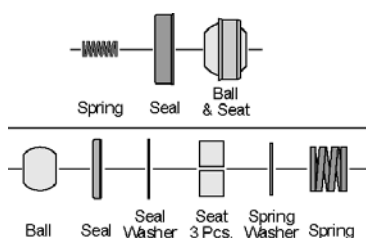
* Indicates C.V. Repair Kits W/O Repair Ball (Machining Required)



Year/ Model Make	U-Joint Series	Repair Kit	Centering Assembly	Link "H" Yoke
OLDSMOBILE				
BRAVADA				
1997-94 AWD (Front Shaft).....	3R	403-0	R3R-21-482	R3R-26-057
1993-91 AWD (Front Shaft).....	1310	404-0A	R2-21-1543	R2-26-497
EIGHTY-EIGHT				
1979-73 All.....	3R	403-0	R3R-21-482	R3R-26-057
1972-71 All.....	3R	403-0A*		
NINETY-EIGHT				
1981-73 All.....	3R	403-0	R3R-21-482	R3R-26-057
1972-71 All.....	3R	403-0A*		
PLYMOUTH				
TRAIL DUSTER & PICK UP				
1983-77 4WD (Front Shaft).....	3R	403-0	R3R-21-482	R3R-26-057
1976-74 4WD (Front Shaft) W/Inside Lock Rings.....	3R	403-0	R3R-21-482	R3R-26-057
4WD (Front Shaft) W/Outside Lock Rings.....	1310	404-0	R2-21-1544	R2-26-497
PONTIAC				
BONNEVILLE, CATALINA, EXECUTIVE, GRAND VILLE, PARISIENNE, SAFARI				
1981-73 All.....	3R	403-0	R3R-21-482	R3R-26-057
1972-71 All.....	3R	403-0A*		
TOYOTA				
4 RUNNER & PICKUP				
1995-86 4WD (Front Shaft).....	2.5R	409-0		R25-26-491
1985-84 4WD (Front Shaft) W/.467" Pin Dia.....	2.5R	407-0		R25-26-486
4WD (Front Shaft) W/.511" Pin Dia.....	2.5R	409-0		R25-26-491
1983-79 4WD (Front Shaft).....	2.5R	407-0		R25-26-486

C.V. COMPONENTS

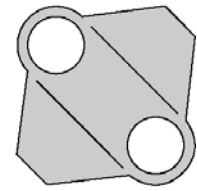
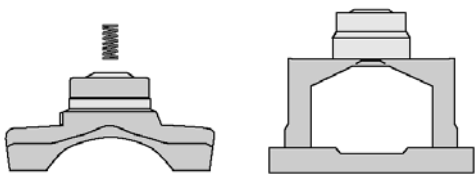
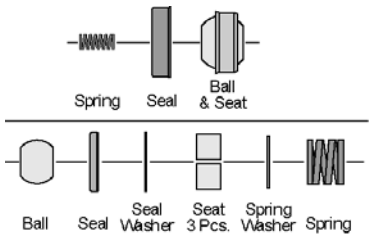
* Indicates C.V. Repair Kits W/O Repair Ball (Machining Required)



Year/ Model	Make	U-Joint Series	Repair Kit	Centering Assembly	Link "H" Yoke
----------------	------	-------------------	---------------	-----------------------	------------------

TOYOTA (cont.)

T-100					
1998-93	4WD (Front Shaft).....	2.5R	409-0		R25-26-491



The Rockford “Advantage”...

For over half a century Rockford has engineered and manufactured universal joints for the drivetrain industry “worldwide”.

Rockford’s universal joint kits are engineered to improve vehicle performance, increase service life and provide a quieter, smoother operating drivetrain assembly.

Our u-joints give you the extensive coverage required to service Passenger Cars; Light Medium & Heavy Duty Trucks; Off-Highway Equipment, Agricultural & All Terrain Vehicles

Standard Universal Joints...

- Select raw materials, superior design and closely monitored forging process results in increased static strength and longer service-life.
- Precision ground trunnion and bearing surfaces insure trouble-free operation.
- Most of the u-joints are provided with an exclusive multi-lip TPE seal to offer better retention of lubricants while withstanding the most severe road and temperature conditions.

Heavy Duty Universal Joints...

- Designed with a solid cross that provides superior strength for the toughest applications.

Fun in the Mud Universal Joints...

- These u-joints have the convenience of a lube fitting in the bearing cup for easier lubrication after installation and during the relubrication cycle.

Aluminum Universal Joints...

Aluminum usage in North American cars and light trucks has climbed from an average 50 pounds per vehicle forty years ago to 250 pounds today. A portion of this increased usage is directly attributed to aluminum drivetrain components and assemblies. Many newer driveshafts are manufactured using aluminum. Aluminum will continue to penetrate the automotive market. The automakers find the alloy to have more than just weight savings, including:

- Improved vehicle performance through better acceleration along with reduced noise and vibration...
- Environmental benefits that include 100 percent recyclability...
- Improved fuel efficiency that results in increases in gasoline mileage of six percent for every 10 percent reduction in weight...

It is important to note that aluminum requires special care. The corrosion that occurs when aluminum comes in contact with steel will cause rapid deterioration and or premature wear. Rockford offers chemically treated u-joints and snap rings to meet your aluminum driveshaft needs. Our universal joints prevent the corrosion, seizing and premature wear associated with a steel replacement joint used on an aluminum application.

The Rockford “Silver Line”...

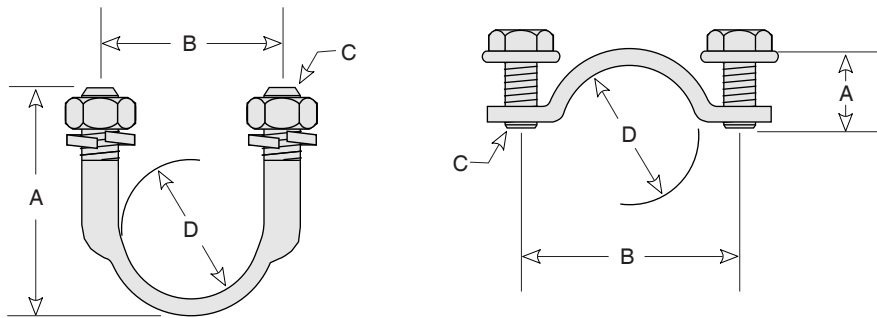
Made specifically for the value-minded customer seeking an economical alternative to OEM or superior quality aftermarket parts, the Rockford “Silver Line” features a full range of imported driveline components. The “Silver Line” offers reasonably priced parts that perform efficiently and effectively. These parts are perfect for older vehicles or for the price-conscious individual preparing a used automobile for sale. You simply add the letters “SL” behind any of the part numbers in this book to see if its a stock item.

Quality Value and Service for over 50 Years

Universal Joint Features...

Standard	Heavy Duty	Fun In the Mud	Aluminum	Silver Line	Series
K134	K134HD	—	K134A	K134SL	1310/1330
K153	K153HD	K153-1	K467A	K153SL	1310
K160	K160HD	—	K160A	K160SL	1410
K178	K178HD	—	K447A	K178SL	1350
K212	—	—	K541A	K212SL	1330/3R
K260	K260HD	—	—	K260SL	1310WJ
K297	K297HD	K297-1	—	K297SL	1310WJ
K332	K332HD	—	—	K332SL	1480WJ
K355	—	—	K355A	—	1330/7290
K443	K443HD	K443-1	—	K443SL	1210
K456	K456HD	—	—	K456SL	1210WJ
K458	K458HD	—	—	—	1210
K544	—	—	K544A	—	1310/3R
K648	—	—	K648A	K648SL	1330/1350
K720	—	—	K720A	—	1330/7260
K1200	K1200HD	—	—	K1200SL	1310/S55
K1201	K1201HD	—	—	K1201SL	S55/FORD SP
K1203	K1203HD	K1203-1	K521A	K1203SL	1330/P55
K1204	K1204HD	—	—	K1204SL	P55/FORD SP
K1306	K1306HD	K1306-1	—	K1306SL	7260
K1309	K1309HD	—	—	K1309SL	7290
K1510	K1510HD	—	—	K1510SL	TOYOTA
K3022	—	—	K544A	K3022SL	1310/3R
K3050	—	—	K648A	—	1330/1350
K3147	K3147HD	K3147-1	K3147A	K3147SL	3R

Hardware Kit Contents...



U-Bolt Kits

RDL U-Bolt Kit Part Number	U-Bolts	Hex nut & Cap Screw	Lock Washers	Dim. A	Dim. B	Dim. C	Dim. D	Torque Foot Lbs.
K29418	2	4	4	1.875	1.375	1/4-28	1.000	10-14
K29428	2	4	4	1.870	1.406	5/16-24	1.063	14-17
K29458	2	4	4	1.969	1.594	5/16-18	1.125	14-17
K39418	2	4	4	2.188	1.656	3/8-24	1.188	20-24
K39428	2	4	4	2.406	1.906	7/16-20	1.375	32-37

Clamp Kits

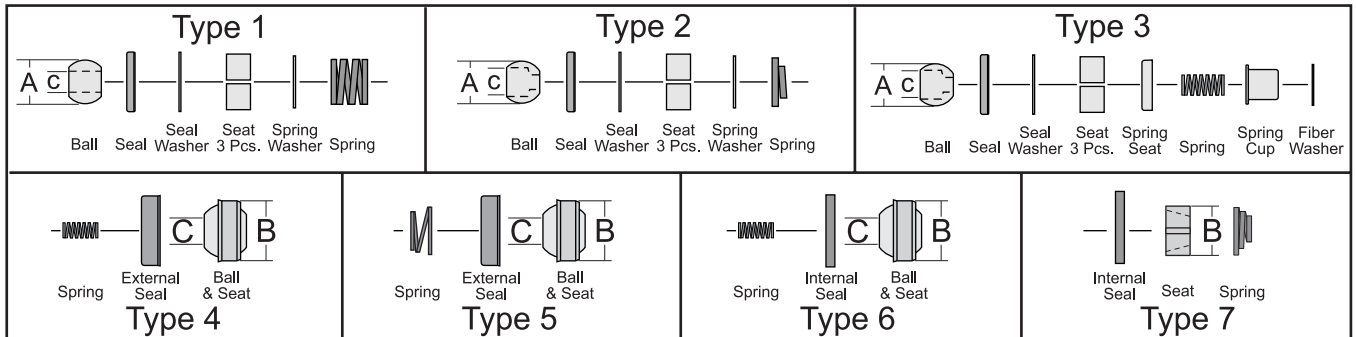
RDL Clamp Kit Part Number	Bearing Clamps	Hex nut & Cap Screw	Lock Washers	Dim. A	Dim. B	Dim. C	Dim. D	Torque Foot Lbs.
K27018	2	4	—	5/8	1.580	1/4-28	1.063	13-18
K27028	2	4	—	1 7/16	1.580	5/16-24	1.063	30-35
K27038	2	4	—	5/8	1.500	1/4-28	1.078	13-18
K27048	2	4	—	1 7/16	1.832	5/16-24	1.125	30-35
K37018	2	4	—	1 7/16	1.660	5/16-24	1.188	30-35
K37028	2	4	—	3/4	1.800	5/16-24	1.188	30-35
K37038	2	4	—	3/4	2.125	3/8-24	1.375	55-60

RDL Hardware Kit Number to Application Series

RDL U-Bolt Kit — Application Series	RDL Clamp Kit — Application Series
K29418 — 1110, 1.75R	K27018 — 1210, 1310
K29428 — 1210, 1280, 1310, 1330	K27028 — 1310, 1330
K29458 — S55, P55, 3R	K27038 — 7260
K39418 — 1350, 1410, O55, R55	K27048 — 3R
K39428 — 1480, 1550	K37018 — 1350/1410
	K37028 — 1350, 1410, O55, R55
	K37038 — 1480, 1550, SPL55, SPL70

CV Repair Kits...

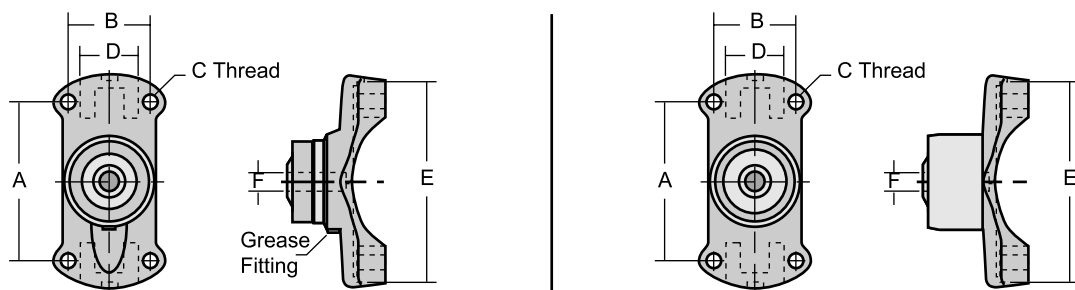
The centering socket and ball are critical to proper function of the CV head assembly. When the socket and ball wear out (due to lack of lubrication) it will cause vibration and rough operation, leading to serious damage to the driveshaft.



RDL Part No.	Ball Dia. A	Gimble Dia. B	Socket Dia. C	Kit Design	Reference Notes
403-0	.906	—	.457	Type 1	Saginaw (W/ Ball)
403-0A	—	—	—	Type 1	Saginaw (W/O Ball)
403-01	.875	—	.598	Type 2	Saginaw (W/ Ball)
403-01A	—	—	—	Type 2	Saginaw (W/O Ball)
403-02	.875	—	.598	Type 3	Saginaw (W/ Ball)
403-02A	—	—	—	Type 3	Saginaw (W/O Ball)
403-03	.906	—	.598	Type 1 W/Type 2 Ball	Saginaw (W/ Ball)
404-0	—	1.250	.500	Type 4	Spicer
404-0A	—	1.250	.500	Type 6	Spicer
405-0	—	1.250	.625	Type 5	Spicer
407-0	—	1.340	.470	Type 6	Toyota
409-0	—	1.456	.511	Type 6	Toyota
512-0	—	1.027	—	Type 7	Borg-Warner 2.5R

REFERENCE MATERIALS

END YOKE STYLE CENTERING ASSEMBLY

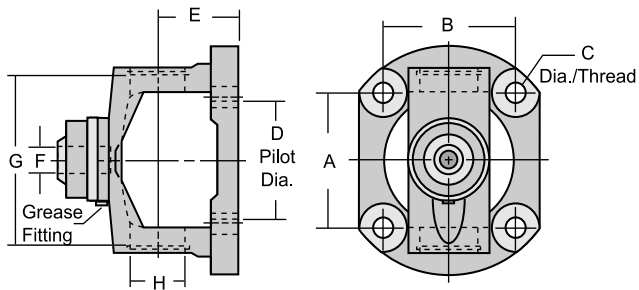


Type 1 (Greaseable)

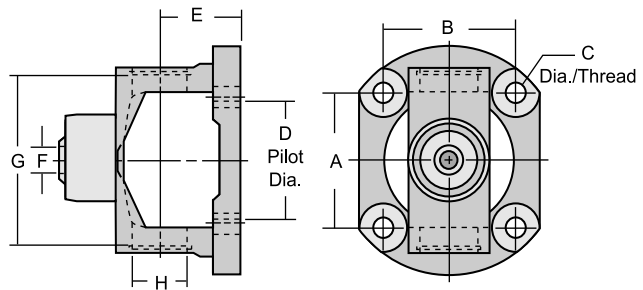
Type 2 (Non-Greaseable)

RDL Part No.	Bolt Hole Dim.			D Bearing Dia.	E U-Joint Lockup	F Socket Dia.	Yoke Type	Reference Notes
	A	B	C					
R2-21-0841	2.875	1.500	.312-24Thd	1.063	3.622	.625	Type 1	Spicer 1330
R2-21-1179	2.875	1.500	.312-24Thd	1.063	3.622	.500	Type 1	Spicer 1330
R2-21-1342	2.343	1.500	.250-28Thd	1.063	2.438	.500	Type 1	Spicer 1210
R2-21-1355	2.343	1.500	.312-24Thd	1.063	3.217	.500	Type 1	Spicer 1310
R2-21-1544	2.343	1.500	.312-24Thd	1.063	3.217	.500	Type 2	Spicer 1310
R2-21-1996	2.875	1.500	.312-24Thd	1.063	3.622	.500	Type 2	Spicer 1330
R3-21-2019	2.750	1.625	.312-24Thd	1.188	3.622	.500	Type 2	Spicer 1350

FLANGED YOKE STYLE CENTERING ASSEMBLY...



Type 1 (Greaseable)

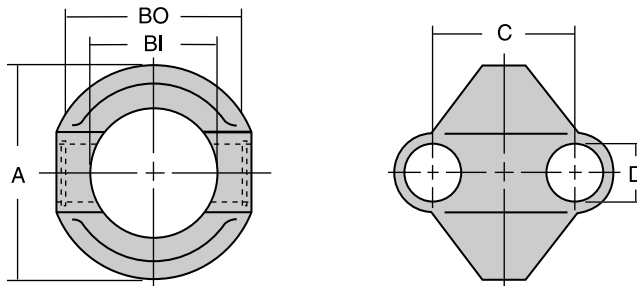


Type 2 (Non-Greaseable)

RDL Part No.	Bolt Hole Dim.			Pilot Dia. D	CL to Flng End E	Socket Dia. F	U-Joint Lockup G	Bearing Dia. H	Reference Notes
	A	B	C						
R2-21-1229	2.478	2.478	.484	2.000	1.625	.500	3.217	1.063	1310/Greaseable
R2-21-1489	2.468	2.468	.484	2.000	1.625	.500	2.437	1.063	1210/Greaseable
R2-21-1520	2.953	2.656	.453	3.125	1.625	.625	3.622	1.063	1330/Greaseable
R2-21-1543	2.478	2.478	.484	2.000	1.625	.500	3.217	1.063	1310/Non-Greaseable
R2-21-1606	2.953	2.656	.453	3.125	1.625	.500	3.622	1.063	1330/Greaseable
R2-21-1631	3.000	3.000	M12x1.75	2.000	1.625	.500	3.622	1.063	1330/Non-Greaseable
R2-21-1868	3.000	3.000	.453	3.125	1.625	.500	3.622	1.063	1330/Non-Greaseable
R3-21-3184	3.000	3.000	.453	3.125	1.625	.500	3.622	1.188	1350/Non-Greaseable
R3-21-2024	3.000	3.000	M12x1.75	2.000	1.625	.500	3.622	1.063	1350/Non-Greaseable
R3-21-2025	3.000	3.000	M12x1.75	2.688	1.625	.500	3.622	1.063	1350/Non-Greaseable
R3-21-7324	3.000	3.000	M12x1.75	2.000	1.625	1.111	3.622	1.188	1355/Non-Greaseable
R3R-21-482	3.000	3.000	.453	3.125	1.705	1.111	2.560*	1.125	3R/Non-Greaseable
R3R-21-627	3.000	3.000	.413	3.125	1.705	1.111	2.560*	1.125	3R/Non-Greaseable
R3R-21-3124	2.643	2.933	.453	3.125	1.705	1.111	2.560*	1.125	3R/Non-Greaseable

* Snap ring lockup is measured inside the yoke, not as shown above


CENTER "H" YOKE...



RDL Part No.	Swing Dia.	U-Joint Lockup	U-Joint Lockup	Center to Center	Bearing Dia.	Reference Notes
	A	BO	BI	C	D	
R2-26-457	3.375	2.438	—	2.690	1.063	Spicer 1210
R2-26-497	3.900	3.217	—	2.690	1.063	Spicer 1310
R2-26-527	4.220	3.622	—	2.750	1.063	Spicer 1330
R25-26-486	4.125	—	2.125	2.815	1.125	Mechanics 2.5R
R25-26-491	4.125	—	2.125	3.075	1.125	Mechanics 2.5R
R3-26-757	4.575	3.622	—	2.875	1.188	Spicer 1350
R3-26-7327	4.165	3.622	—	3.488	1.188	AAM 1355
R3R-26-057	4.060	—	2.370	3.250	1.125	Saginaw 3R

High Speed Boot Crimping Fixtures...

Rockford now offers a wide selection of fixtures that will professionally crimp high speed DURA-BOOTS onto the original equipment housing. Each fixture assures you of a positive seal that keeps lubricants in and contaminants out.



Crimping Fixture	Boot Kit Number	Applications	Years
100-14TG	421-21	Chevrolet Astro Van (AWD)	1992-1999
		Chevrolet Blazer (AWD)	1995-1997
		GMC Jimmy (AWD)	1995-1997
		GMC Safari Van (AWD)	1992-1999
		Oldsmobile Bravada	1991-1997
100-14TG	421-21C	Chevrolet Camaro V6	1994-1996
		Pontiac Firebird V6	1994-1996
100-14TN	804-21	BMW 735i (Stud Style CV)	1987-1992
		BMW 735iL (Stud Style CV)	1988-1989
		BMW 750iL (Stud Style CV)	1988-1991
		BMW M5 (Stud Style CV)	1991
100-14TO	424-21	Jeep Grand Cherokee Auto Trans	1995-2000
			<i><u>Crimps the boot flange & end cap in one step</u></i>
100-14TP	429-21	Chevrolet Blazer (4WD)	1995-1999
		Chevrolet S-10 Pickup (4WD)	1994-1999
		GMC Jimmy (4WD)	1995-1999
		GMC S-15 Pickup (4WD)	1994-1999
		Isuzu Hombre (4WD)	1998-1999
100-14TQ	805-21A	Mazda MPV	1991-1989
		Subaru SVX	1993-1992

High Speed Boot Kits...

Over the years a number of original equipment manufacturers have introduced driveshafts that incorporate cage & ball or cross groove constant velocity joint technology. According to many of these manufacturers, these driveshafts are non-repairable and no replacement components are available. Rockford manufactures **HIGH SPEED BOOTS** for a majority of these “non-repairable” applications. All Rockford **DURA-BOOTS** have been designed and manufactured to meet or exceed original equipment manufacturer specifications.

Boot Kits include:

1-DURA-BOOT, 2-Pkgs. Grease, Installation Instructions & Any Misc. Hardware Required.

THE INDUSTRY’S BROADEST COVERAGE

Kit Number	Application	Year
320-21C	BMW 525i	1989-1992
	BMW 533i	1983-1984
	BMW 535i	1985-1992
	BMW 635Csi	1983-1986
	BMW 735iL	1989-1991
361-21	Dodge Dakota (4WD)	2001-2005
	Dodge Durango (4WD)	2001-2003
	Jeep Grand Cherokee (4WD)	1999-2005
	Jeep Liberty- (Rear Joint)	2002-2005
406-21	(Fits 1210 Series Yokes & 2” Tube)	
408-21	Ford Bronco II (Slip Yoke)	1983-1985
	Ford Ranger W/108” WB (Slip Yoke)	1983-1989
	(Fits 1210 Series Yokes & 2 1/2” Tube)	
419-21	Chevrolet Astro Van (AWD)	1990-1991
	Ford Bronco II (Exc. 6/89-90 2WD)	1985-1990
	GMC Safari Van (AWD)	1990-1991
	Jeep Cherokee	1984-1987
	Jeep Wagoneer	1984-1987
419-21A	GMC Syclone	1991-1993
	GMC Typhoon	1991-1993
420-21	Ford Bronco II 2WD (6/89-up)	1989-1990
421-21*	Chevrolet Astro Van (AWD)	1992-1998
	Chevrolet Blazer (AWD)	1995-1997
	GMC Jimmy (AWD)	1995-1997
	GMC Safari Van (AWD)	1992-1998
	Pontiac 6000 (AWD)	1989-1990
	Oldsmobile Bravada	1991-1997

*Crimping Fixture is available but not required to service these kits (see page 312)

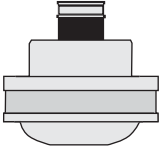

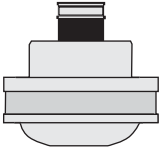
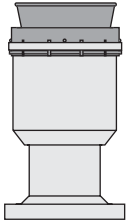
THE INDUSTRY'S BROADEST COVERAGE

Kit Number	Application	Year
421-21C*	Chevrolet Camaro V6	1993-2002
	Pontiac Firebird V6	1993-2002
424-21*	Jeep Grand Cherokee Auto Trans	1993-2001
	Jeep Grand Cherokee 4.7L	2002-2004
	Jeep Liberty	2002-2005
427-21A	Ford Explorer (4WD)	1997-2005
	Ford Ranger (4WD)	1998-2005
	Lincoln Aviator (4WD)	2003-2005
	Mazda B-3000 Pickup (4WD)	1998-2003
	Mazda B-4000 Pickup (4WD)	1998-2005
	Mercury Mountaineer (4WD)	1997-2005
429-21*	Buick Rainer	2004-2005
	Chevrolet Astro Van (AWD)	1999-2005
	Chevrolet Blazer (4WD)	1995-2005
	Chevrolet Trailblazer	2002-2005
	Chevrolet S-10 Pickup (4WD)	1994-2004
	GMC Envoy	1998-2004
	GMC Jimmy (4WD)	1995-2005
	GMC Safari Van	1999-2005
	GMC S-15 Pickup (4WD)	1994-2004
	Isuzu Ascender (4WD)	2003-2005
	Isuzu Hombre (4WD)	1998-2000
	Oldsmobile Bravada (4WD)	1998-2004
804-21*	BMW 735i (Stud Style CV)	1987-1992
	BMW 735iL (Stud Style CV)	1988-1989
	BMW 750iL (Stud Style CV)	1988-1991
	BMW M5 (Stud Style CV)	1991
804-21C	BMW 735i (Thru-Bolt Style CV)	1987-1992
	BMW 735iL (Thru-Bolt Style CV)	1988-1989
	BMW 750iL (Thru-Bolt Style CV)	1988-1991
	BMW M5 (Thru-Bolt Style CV)	1991
805-21A*	Mazda MPV	1989-1991
	Subaru SVX	1992-1993
806-21A	Toyota Camry (All-Trac)	1988-1991
808-21A	Nissan 300ZX Twin Turbo	1990-1996
	BMW 740i W/ E32 Body Style	1993-1994
	BMW 740iL W/ E32 Body Style	1993-1994

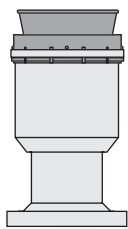
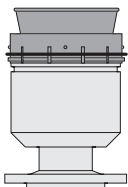
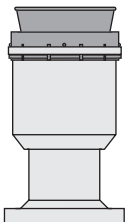
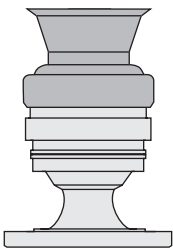
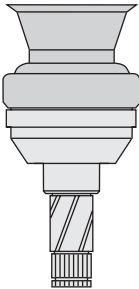
*Crimping Fixture is available but not required to service these kits

High Speed CV Joints...

Rockford's NEW "FULLY LOADED" C.V. joints are manufactured to meet the design requirements of the original equipment manufacturer. The new assembly includes our super-strength OE designed housing with precision-engineered internal components and a new boot, grease and hardware required to do the job right.

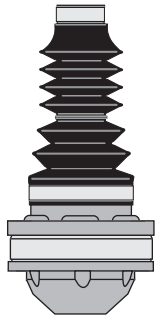
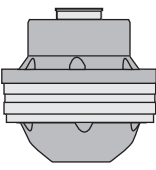
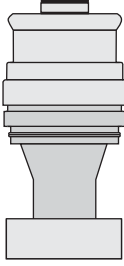
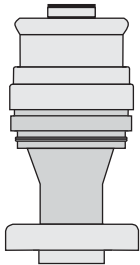
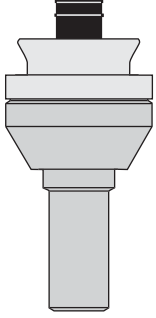
Rkfd No.	Applications	Years	
361-80	Jeep Grand Cherokee- (Rear Joint) Jeep Liberty- (Rear Joint)	1999-2004 2002-2005	
<p>Note: This joint appears to be the same as the 361-80D but the inner race is longer on this application.</p>			
361-80B	Jeep Grand Cherokee- (Front Joint) Jeep Grand Cherokee- 4.7L Jeep Liberty- (Front Joint)	1999-2001 2002-2004 2002-2005	
361-80D	Dodge Dakota (4WD) Dodge Durango (4WD) Jeep Grand Cherokee- (Rear Joint)	2001-2005 2001-2003 2005	
<p>Note: This joint appears to be the same as the 361-80 but the inner race is shorter on this application.</p>			
419-80A	Chevrolet Astro Van (AWD)– W/2.865" Pilot GMC Safari Van (AWD)– W/2.865" Pilot	1990-1991 1990-1991	

High Speed CV Joints...

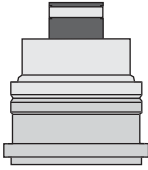
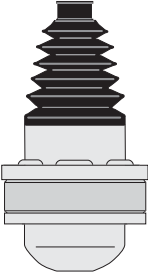
	<p>419-80B Chevrolet Astro Van (AWD)– <i>W/2.00" Pilot</i> 1990-1991 Ford Bronco II (Exc. 6/89-90 2WD) 1985-1990 GMC Safari Van (AWD)– <i>W/2.00" Pilot</i> 1990-1991</p>
	<p>419-80C Jeep Cherokee 1984-1987 Jeep Wagoneer 1984-1987</p>
	<p>419-80D GMC Syclone 1991-1993 GMC Typhoon 1991-1993</p>
	<p>421-80 Chevrolet Astro Van (AWD) 1992-1998 Chevrolet Blazer (AWD Models) 1995-1997 GMC Jimmy (AWD) 1995-1997 GMC Safari Van (AWD) 1992-1998 Pontiac 6000 (AWD) 1989-1990 Oldsmobile Bravada 1991-1997</p>
	<p>421-80C Chevrolet Camaro V6 1993-2002 Pontiac Firebird V6 1993-2002</p>

REFERENCE MATERIALS

High Speed CV Joints...

Rkfd No.	Applications	Years	
424-80	Jeep Grand Cherokee	1993-1998	
427-80	Ford Explorer Ford Ranger (4WD) Lincoln Aviator (4WD) Mazda B-3000 Pickup (4WD) Mazda B-4000 Pickup (4WD) Mercury Mountaineer	1997-2005 1998-2005 2003-2005 1998-2003 1998-2005 1997-2005	
429-80	Chevrolet Blazer W/ Electronic T.C. Chevrolet Blazer (4WD) Chevrolet S-10 Pickup W/ Electronic T.C. Chevrolet S-10 Pickup (4WD) GMC Jimmy W/ Electronic T.C. GMC Jimmy (4WD) GMC S-15 Pickup W/ Electronic T.C. GMC S-15 Pickup (4WD) Isuzu Hombre (4WD)	1998-2005 1995-1997 1997-2004 1994-1996 1998-2005 1995-1997 1997-2004 1994-1996 1998-1999	
429-80A	Buick Rainer Chevrolet Astro Van & GMC Safari Van Chevrolet Blazer W/ Push Button T.C. Chevrolet S-10 Pickup W/ Push Button T.C. Chevrolet Trailblazer GMC Envoy GMC Jimmy W/ Push Button T.C. GMC S-15 Pickup & Sonoma W/ Push Button T.C. Isuzu Ascender Oldsmobile Bravada	2004-2005 1999-2005 1998-2005 1997-2004 2002-2005 1998-2005 1998-2005 1997-2004 2003-2005 1998-2004	
435-80	Dodge Ram 1500 Pickup Dodge Durango	2002-2005 2004-2005	

High Speed CV Joints...

	<p>437-80 Chevrolet Colorado 2004-2005 GMC Canyon 2004-2005 Hummer H3..... 2006-2007</p>
	<p>450-80 Ford Escape (AWD) Exc. Hybrid 2005 Ford Escape (AWD) 2001-2004 Mercury Mariner 2005 Mazda Tribute 2001-2004</p>

REFERENCE MATERIALS

Speciality "STAKED-IN" Universal Joints...

For over thirty years automakers have decreased assembly time and cut production cost by crimping universal joints into the driveline assemblies. According to the manufacturer the joints are "STAKED-IN" and non-replaceable.

Rockford offers expanded replacement-joint coverage designed specifically for these varied applications.

430-9

Datsun 1200	1971-73
Datsun B210	1974-82
Subaru Justy	1989-94

430-9A

Honda CRV	1997-01
-----------------	---------

430-10

Jaguar XJ6-3 Bolt Flng	1988-89
Nissan 200SX	1978-84
Nissan 240SX	1989-93
Nissan 280ZX	1978-84
Nissan 810	1977-80
Nissan Maxima	1977-80
Nissan Pickup D21	1986-89
Subaru 3 Door Coupe	1986-89
Subaru Hatchback	1985-89
Subaru Legacy	1990-91
Subaru Loyale	1990-93
Subaru Sedan	1985-89
Subaru SVX	1992-96
Subaru Wagon	1985-89
Subaru XT/XT6	1985-90
Toyota Camry All-Trac	1988-91
Toyota Celica	1981-85
Toyota Corolla	1981-85
Toyota Corolla All-Trac	1988-92
Toyota Cressida	1985-88
Toyota Previa	1991-96
Toyota Rav 4	1996-98

430-10A

Mazda Miata	1994-99
Mazda RX-7 (Exc. 87-91 Turbo) ...	1984-91

430-10B

Merkur Scorpio	1988-89
----------------------	---------

430-11

BMW 735i	1987-92
BMW 750i	1988-94
BMW M5	1991-94
Diahatsu Rocky (Rear)	1990-92
Mazda 929	1992-95
Mazda B2000	1979-84
Mazda B2000	1986-89
Mazda B2200	1979-84
Mazda B2200	1987-93
Mazda B2600	1987-93
Mazda MPV (2WD)	1989-93
Mazda RX7 Turbo	1987-91

430-11A

BMW 535i	1989-93
Nissan 300ZX	1984-89

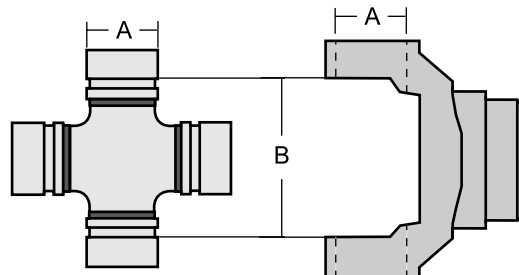
430-12

Nissan 300ZX (Exc. Twin Turbo) ..	1990-96
Nissan Pathfinder 4x4 (Rear)	1991-95
Nissan Pickup 4x4 (Rear)	1991-93
Nissan Pickup 2WD 4 cyl.	1990-94
Toyota Cressida	1989-92

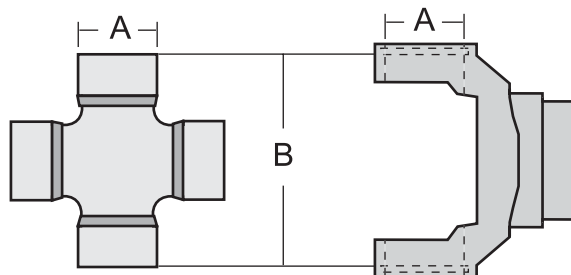
430-12A

BMW 740i	1993-94
BMW 740iL	1993-94
Infinity Q45	1990-96
Nissan 300ZX (Twin Turbo)	1990-96

RDL Part No.	A	B	Reference Notes
	Bearing Dia.	Inside Lockup	
430-9	.791	1.285	Datsun, Subaru
430-9A	.791	1.315	Honda
430-10	.867	1.400	Jaguar, Nissan, Subaru, Toyota
430-10A	.867	1.515	Mazda
430-10B	.867	1.725	Merkur
430-11	.947	1.900	Diahatsu, Mazda
430-11A	.947	1.641	Nissan
430-12	.972	1.641	Nissan, Toyota
430-12A	1.098	1.995	BMW, Infinity, Nissan



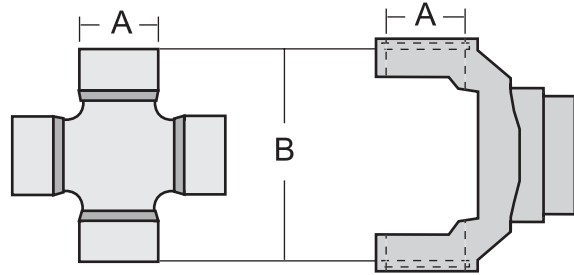
Outside Snap Ring Design Kits (Sorted by Bearing Diameter)



Rockford Part No.	Bearing Diameter	Outside Lock-Up	Lube Fitting	Kit Type
	A	B		
K1500	0.788	2.236	E	SPICER 1000
K0853	0.875	2.910	D	ROCKWELL 1FR
K111	0.938	2.407	A	SPICER 1100
K0413	0.945	2.490	E	ALFA ROMEO
K1503	0.985	2.498	E	FOREIGN
K1516	0.985	3.005	A	FOREIGN
K0856	1.005	3.910	D	ROCKWELL 3DR
K443	1.063	2.437	E	SPICER 1210
K443-1	1.063	2.437	C	SPICER 1210
K443HD	1.063	2.437	C	SPICER 1210-HD
K458	1.063	2.437	E	SPICER 1210
K458HD	1.063	2.437	C	SPICER 1210-HD
K4	1.063	2.931	A	SPICER 1300
K153	1.063	3.217	A	SPICER 1310
K153-1	1.063	3.217	C	SPICER 1310
K153HD	1.063	3.217	E	SPICER 1310-HD
K278	1.063	3.217	A	SPICER 1310-CV
K467A	1.063	3.217	A	SPICER 1310-ALUM
K1200	1.063	3.217	A	S55 CLEVELAND
K1200HD	1.063	3.217	E	S55 CLEVELAND
K521A	1.063	3.217	A	SPICER 1330-ALUM
K1203	1.063	3.622	A	P55 CLEVELAND
K1203-1	1.063	3.622	C	P55 CLEVELAND
K1203HD	1.063	3.622	E	P55 CLEVELAND-HD

A – 1 LUBE FITTING IN CROSS -STRAIGHT
 B – 2 LUBE FITTINGS IN CROSS
 C – 1 LUBE FITTING IN BEARING
 D – 1 LUBE FITTING IN CROSS -ANGLED
 E – NO LUBE FITTING

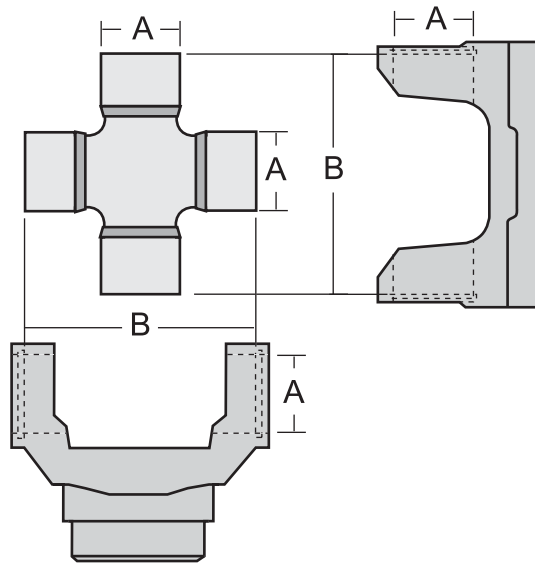
Outside Snap Ring Design Kits (Sorted by Bearing Diameter)



Rockford Part No.	Bearing Diameter	Outside Lock-Up	Lube Fitting	Kit Type
	A	B		
K1509	1.123	3.076	A	FOREIGN
K129	1.127	2.626	D	P.T.O
K0451	1.181	3.268	E	ZF
K178	1.188	3.622	A	SPICER 1350
K178HD	1.188	3.622	E	SPICER 1350-HD
K447A	1.188	3.622	A	SPICER 1350-ALUM
K447AHD	1.188	3.622	E	SPICER 1350-ALUM HD
K1205	1.188	3.622	A	R55 CLEVELAND
K160	1.188	4.182	A	SPICER 1410
K160A	1.188	4.182	A	SPICER 1410-ALUM
K160HD	1.188	4.182	A	SPICER 1410-HD
K1206	1.188	4.182	A	055 CLEVELAND
K0471	1.188	4.187	A	SPICER 1410
K243	1.251	3.205	C	L35N ROCKWELL
K0818	1.375	3.701	D	BONDIOLI 7
K188	1.375	4.182	A	SPICER 1480 & P.T.O.
K155	1.375	4.966	A	SPICER 1500/1550
K0819	1.615	4.252	D	BONDIOLI 9
K0820	1.615	4.646	D	BONDIOLI 10
K0898	1.625	5.064	D	ROCKWELL 750N
K0899	1.938	5.934	D	ROCKWELL 850N
K0932	2.186	8.092	A	SPICER 1850

A – 1 LUBE FITTING IN CROSS -STRAIGHT
 B – 2 LUBE FITTINGS IN CROSS
 C – 1 LUBE FITTING IN BEARING
 D – 1 LUBE FITTING IN CROSS -ANGLED
 E – NO LUBE FITTING

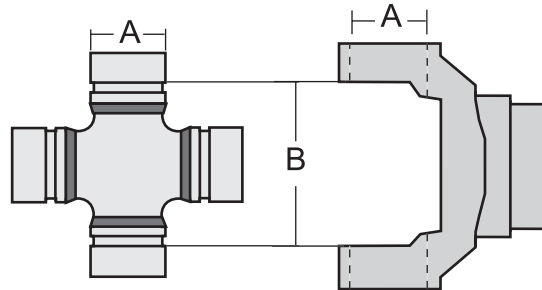
Combination Kits Outside Snap Ring (Sorted by Bearing Diameter)



Rockford Part No.	Bearing Diameter	Snap Ring Dimensions	Lube Fitting	Kit Type
	A	B		
K134	1.063	3.217	A	SPICER 1310
	1.063	3.622	A	SPICER 1330
K134A	1.063	3.217	A	SPICER 1310-ALUM
	1.063	3.622	A	SPICER 1330-ALUM
K134HD	1.063	3.219	E	SPICER 1310-HD
	1.063	3.622	E	SPICER 1330-HD
K1201	1.063	3.217	A	SPICER 1310
	1.125	3.217	A	CLEVELAND S55
K1201HD	1.063	3.217	E	SPICER 1310-HD
	1.125	3.217	E	CLEVELAND S55-HD
K1204	1.063	3.622	A	SPICER 1330
	1.125	3.622	A	CLEVELAND P55
K1204HD	1.063	3.622	E	SPICER 1330-HD
	1.125	3.622	E	CLEVELAND P55-HD
K460	1.063	3.217	E	SPICER 1310
	1.188	3.622	E	SPICER 1350
K648	1.063	3.622	A	SPICER 1330
	1.188	3.622	A	SPICER 1350
K648A	1.063	3.622	A	SPICER 1330-ALUM
	1.188	3.622	A	SPICER 1350-ALUM
K3050	1.063	3.622	A	SPICER 1330
	1.188	3.622	A	SPICER 1350

A- 1 LUBE FITTING IN CROSS -STRAIGHT
 B- 2 LUBE FITTINGS IN CROSS
 C- 1 LUBE FITTING IN BEARING
 D- 1 LUBE FITTING IN CROSS -ANGLED
 E- NO LUBE FITTING

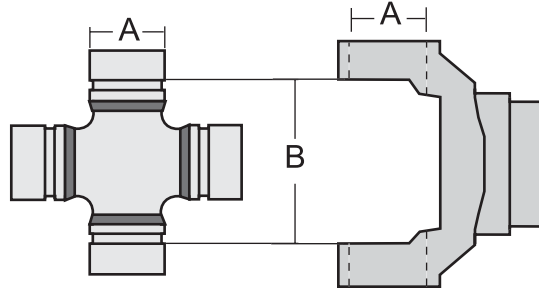
Inside Snap Ring Design Kits (Sorted by Bearing Diameter)



Rockford Part No.	Bearing Diameter	Snap Ring Dimensions	Lube Fitting	Kit Type
	A	B		
K1500	0.788	1.495	E	FOREIGN
K1514	0.887	1.481	E	FOREIGN
K170	0.938	1.495	D	SPICER 1000
K170-1	0.938	1.495	C	SPICER 1000
K92	0.970	1.445	D	ROCKWELL L6N
K1504	0.985	1.717	E	FOREIGN
K1501	0.985	1.732	E	FOREIGN
K105	1.000	1.715	D	SPICER 1100/1110
K2011	1.000	2.339	A	MECHANICS 2RL
K1502	1.024	1.844	E	FOREIGN
K1508	1.024	2.208	A	FOREIGN
K1513	1.044	1.996	E	FOREIGN
K456	1.063	1.635	C	SPICER 1210WJ
K456HD	1.063	1.635	E	SPICER 1210WJ-HD
K449	1.063	1.930	E	NISSAN
K260	1.063	2.184	C	SPICER 1210WJ
K260HD	1.063	2.184	E	SPICER 1210WJ-HD
K350	1.063	2.342	A	SPICER 1310
K1200	1.063	2.362	A	SPICER 1310/S55 CLEVELAND
K1200HD	1.063	2.362	E	SPICER 1310/S55 - HD
K1203	1.063	2.767	A	SPICER 1330/P55
K1203-1	1.063	2.767	C	SPICER 1330/P55
K1203HD	1.063	2.767	E	SPICER 1330/P55 HVYDTY
K242	1.065	1.816	D	ROCKWELL L12N
K1306	1.078	2.121	A	DETROIT 7260
K1306-1	1.078	2.121	C	DETROIT 7260
K1306HD	1.078	2.121	E	DETROIT 7260-HD
K1505	1.103	2.205	A	NISSAN
K1507	1.103	2.323	A	FOREIGN
K2532	1.125	2.119	C	MECHANICS 2.5R

A – 1 LUBE FITTING IN CROSS -STRAIGHT
 B – 2 LUBE FITTINGS IN CROSS
 C – 1 LUBE FITTING IN BEARING
 D – 1 LUBE FITTING IN CROSS -ANGLED
 E – NO LUBE FITTING

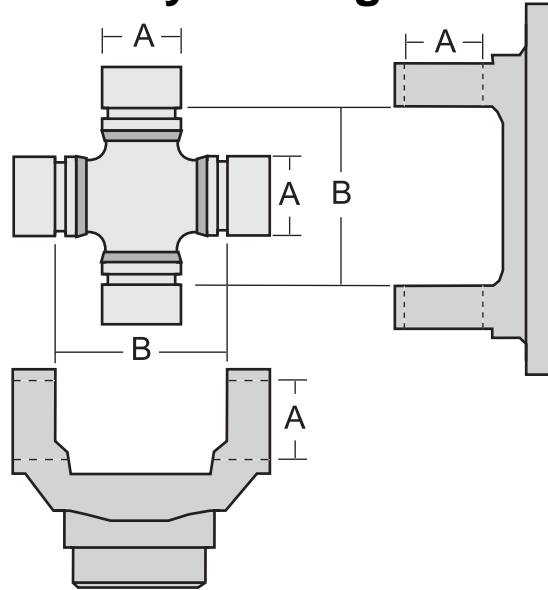
Inside Snap Ring Design Kits (Sorted by Bearing Diameter)



Rockford Part No.	Bearing Diameter	Snap Ring Dimensions	Lube Fitting	Kit Type
	A	B		
K3011	1.125	2.556	A	MECHANICS 3R
K3147	1.125	2.556	A	MECHANICS 3R
K3147-1	1.125	2.556	C	MECHANICS 3R
K3147A	1.125	2.556	A	MECHANICS 3R-ALUM
K3147HD	1.125	2.556	E	MECHANICS 3R-HD
K4015	1.125	3.244	A	MECHANICS 4R
K1309	1.126	2.620	A	DETROIT 7290
K1309HD	1.126	2.620	E	DETROIT 7290-HD
K0411	1.142	2.835	C	ISUZU
K1510	1.143	2.049	A	TOYOTA
K1510HD	1.143	2.049	E	TOYOTA HD
K1515	1.143	2.089	A	FOREIGN
407-11	1.145	2.135	A	TOYOTA
K0450	1.181	2.290	D	MITSUBISHI
K297	1.188	2.187	A	SPICER 1310WJ
K297-1	1.188	2.187	C	SPICER 1310WJ
K297HD	1.188	2.187	E	SPICER 1310WJ-HD
K1205	1.188	2.556	A	CLEVELAND R55
K1206	1.188	3.118	A	CLEVELAND 055
K0545	1.125	3.250	A	MECHANICS 4R
K1300	1.231	1.999	D	DETROIT 5160
K1301	1.231	2.997	A	DETROIT 5380
K1511	1.261	2.520	A	FOREIGN
505-10	1.313	3.313	A	MECHANICS 5R
K0567	1.313	4.313	A	MECHANICS 6R
K332	1.375	2.995	A	SPICER 1480WJ
K332HD	1.375	2.995	A	SPICER 1480WJ-HD
507-10	1.626	4.363	A	MECHANICS 7R

A – 1 LUBE FITTING IN CROSS -STRAIGHT
 B – 2 LUBE FITTINGS IN CROSS
 C – 1 LUBE FITTING IN BEARING
 D – 1 LUBE FITTING IN CROSS -ANGLED
 E – NO LUBE FITTING

Combination Kits Inside Snap Ring (Sorted by Bearing Diameter)

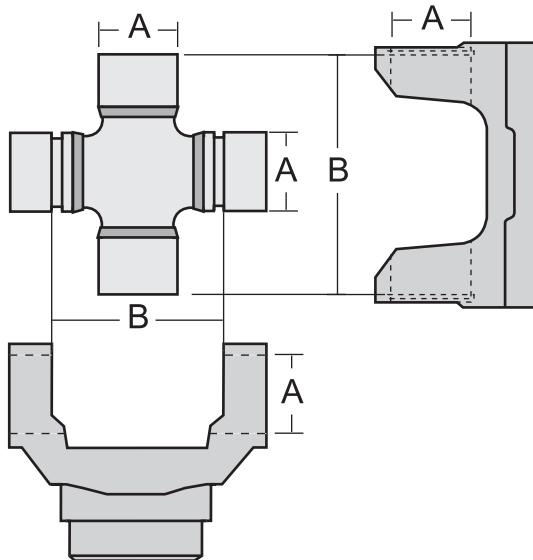


Rockford Part No.	Bearing Diameter	Snap Ring Dimensions	Lube Fitting	Kit Type
	A	B		
K0840	0.938	1.500	D	SPICER 1000
	0.969	1.444	D	ROCKWELL L6N
K544	1.063	2.362	A	CLEVELAND S55
	1.125	2.556	A	MECHANICS 3R
K544A	1.063	2.362	A	CLEVELAND S55-ALUM
	1.125	2.556	A	MECHANICS 3R-ALUM
K3022	1.063	2.362	E	CLEVELAND S55
	1.125	2.556	E	MECHANICS 3R
K354	1.063	2.362	E	CLEVELAND S55
	1.126	2.620	E	DETROIT 7290
K355	1.063	2.767	A	CLEVELAND P55
	1.126	2.620	A	DETROIT 7290
K355A	1.063	2.767	A	CLEVELAND P55-ALUM
	1.126	2.620	A	DETROIT 7290-ALUM
K527	1.078	2.125	A	DETROIT 7260
	1.126	2.620	A	DETROIT 7290
K2173	1.000	2.339	A	MECHANICS 2R
	1.125	2.339	A	MECHANICS 2R
K3163	1.125	2.556	A	MECHANICS 3R
	1.126	2.622	A	DETROIT 7290

A - 1 LUBE FITTING IN CROSS -STRAIGHT
 B - 2 LUBE FITTINGS IN CROSS
 C - 1 LUBE FITTING IN BEARING
 D - 1 LUBE FITTING IN CROSS -ANGLED
 E - NO LUBE FITTING

Combination Kits

Inside & Outside Snap Ring (Sorted by Bearing Diameter)



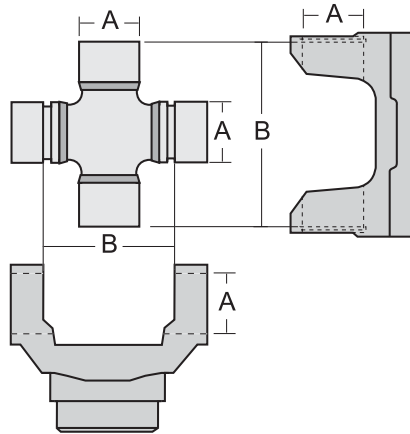
Rockford Part No.	Bearing Diameter	Snap Ring Dimensions	Lube Fitting	Inside / Outside	Kit Type
	A	B			
K1500	.788	1.495	E	INSIDE	FOREIGN
	.788	2.236	E	OUTSIDE	FOREIGN
K248	1.000	1.715	A	INSIDE	SPICER 1110
	1.063	2.437	A	OUTSIDE	SPICER 1210
K2140	1.000	2.339	A	INSIDE	MECHANICS 2R
	1.063	3.217	A	OUTSIDE	SPICER 1310
K456	1.063	1.635	C	INSIDE	FORD SPECIAL
	1.063	2.437	C	OUTSIDE	SPICER 1210
K529	1.063	2.188	A	INSIDE	SPICER 1310WJ
	1.063	3.217	A	OUTSIDE	SPICER 1310
K1200	1.063	2.362	A	INSIDE	CLEVELAND S55
	1.063	3.217	A	OUTSIDE	SPICER 1310
K1200HD	1.063	2.362	E	INSIDE	CLEVELAND S55-HD
	1.063	3.217	E	OUTSIDE	SPICER 1310-HD
K1203	1.063	2.767	A	INSIDE	CLEVELAND P55
	1.063	3.622	A	OUTSIDE	SPICER 1330
K1203-1	1.063	2.767	C	INSIDE	CLEVELAND P55
	1.063	3.622	C	OUTSIDE	SPICER 1330
K1203HD	1.063	2.767	E	INSIDE	CLEVELAND P55-HD
	1.063	3.622	E	OUTSIDE	SPICER 1330-HD
K353	1.063	3.217	A	OUTSIDE	SPICER 1310
	1.078	2.121	A	INSIDE	DETROIT 7260

A- 1 LUBE FITTING IN CROSS -STRAIGHT
 B- 2 LUBE FITTINGS IN CROSS
 C- 1 LUBE FITTING IN BEARING
 D- 1 LUBE FITTING IN CROSS -ANGLED
 E- NO LUBE FITTING

Combination Kits

Inside & Outside Snap Ring

(Sorted by Bearing Diameter)



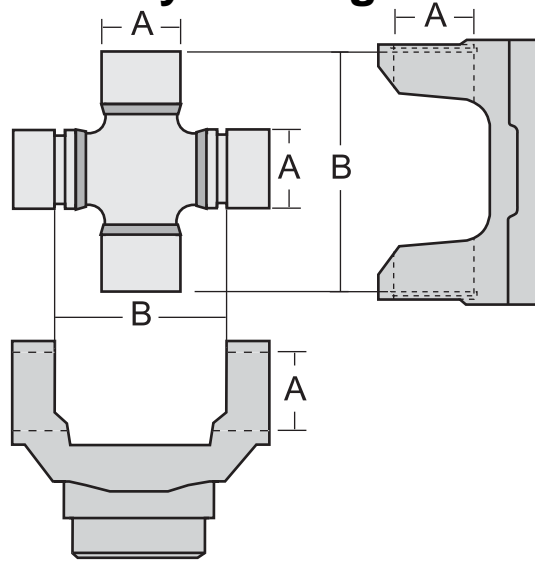
Rockford Part No.	Bearing Diameter	Snap Ring Dimensions	Lube Fitting	Inside / Outside	Kit Type
	A	B			
K720	1.063	3.622	A	OUTSIDE	SPICER 1330
	1.078	2.121	A	INSIDE	DETROIT 7260
K720A	1.063	3.622	A	OUTSIDE	SPICER 1330-ALUM
	1.078	2.121	A	INSIDE	DETROIT 7260-ALUM
K1201	1.063	2.362	A	INSIDE	CLEVELAND S55
	1.125	3.217	A	OUTSIDE	FORD SPECIAL
K1201HD	1.063	2.362	E	INSIDE	CLEVELAND S55-HD
	1.125	3.217	E	OUTSIDE	FORD SPECIAL-HD
K2530	1.063	3.217	A	OUTSIDE	SPICER 1310
	1.125	2.119	A	INSIDE	MECHANICS 2.5R
407-12	1.063	3.219	A	OUTSIDE	SPICER 1310
	1.125	2.126	A	INSIDE	MECHANICS 2.5R
K3022	1.063	3.217	A	OUTSIDE	SPICER 1310
	1.125	2.556	A	INSIDE	MECHANICS 3R
K544	1.063	3.217	A	OUTSIDE	SPICER 1310
	1.125	2.556	A	INSIDE	MECHANICS 3R
K544A	1.063	3.217	A	OUTSIDE	SPICER 1310-ALUM
	1.125	2.556	A	INSIDE	MECHANICS 3R-ALUM
K212	1.063	3.622	A	OUTSIDE	SPICER 1330
	1.125	2.566	A	INSIDE	MECHANICS 3R
K541A	1.063	3.622	A	OUTSIDE	SPICER 1330-ALUM
	1.125	2.556	A	INSIDE	MECHANICS 3R-ALUM
K355	1.063	3.622	A	OUTSIDE	SPICER 1330
	1.126	2.622	A	INSIDE	DETROIT 7290
K355A	1.063	3.622	A	OUTSIDE	SPICER 1330-ALUM
	1.126	2.622	A	INSIDE	DETROIT 7290-ALUM

A- 1 LUBE FITTING IN CROSS -STRAIGHT
 B- 2 LUBE FITTINGS IN CROSS
 C- 1 LUBE FITTING IN BEARING
 D- 1 LUBE FITTING IN CROSS -ANGLED
 E- NO LUBE FITTING

Combination Kits

Inside & Outside Snap Ring

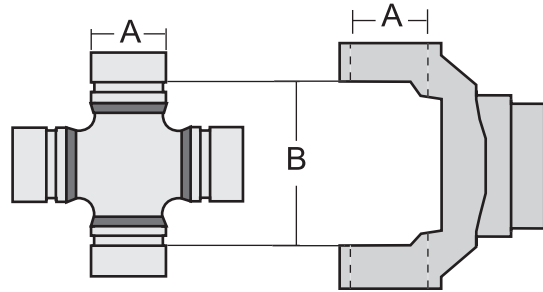
(Sorted by Bearing Diameter)



Rockford Part No.	Bearing Diameter	Snap Ring Dimensions	Lube Fitting	Inside / Outside	Kit Type
	A	B			
K1204	1.063	2.767	A	INSIDE	CLEVELAND P55
	1.125	3.622	A	OUTSIDE	FORD SPECIAL
K1204HD	1.063	2.767	A	INSIDE	CLEVELAND P55-HD
	1.125	3.622	A	OUTSIDE	FORD SPECIAL-HD
K354	1.063	3.217	A	OUTSIDE	SPICER 1310
	1.126	2.620	A	INSIDE	DETROIT 7290
K721	1.063	3.217	A	OUTSIDE	SPICER 1310
	1.143	2.078	A	INSIDE	TOYOTA
K648	1.063	2.767	A	INSIDE	CLEVELAND P55
	1.188	3.622	A	OUTSIDE	SPICER 1350
K648A	1.063	2.767	A	INSIDE	CLEVELAND P55-ALUM
	1.188	3.622	A	OUTSIDE	SPICER 1350-ALUM
K1312	1.125	2.556	A	INSIDE	MECHANICS 3R
	1.125	3.622	A	OUTSIDE	FORD YOKE
K3162	1.125	2.556	A	INSIDE	MECHANICS 3R
	1.188	3.622	A	OUTSIDE	SPICER 1350
K1313	1.125	2.767	A	INSIDE	FORD SPECIAL
	1.188	3.622	A	OUTSIDE	SPICER 1350
K1205	1.188	2.556	A	INSIDE	CLEVELAND R55
	1.188	3.622	A	OUTSIDE	SPICER 1350
K1206	1.188	3.118	A	INSIDE	CLEVELAND 055
	1.188	4.182	A	OUTSIDE	SPICER 1410
K357	1.188	4.182	A	OUTSIDE	SPICER 1410
	1.231	2.997	A	INSIDE	DETROIT 5380

A- 1 LUBE FITTING IN CROSS -STRAIGHT
 B- 2 LUBE FITTINGS IN CROSS
 C- 1 LUBE FITTING IN BEARING
 D- 1 LUBE FITTING IN CROSS -ANGLED
 E- NO LUBE FITTING

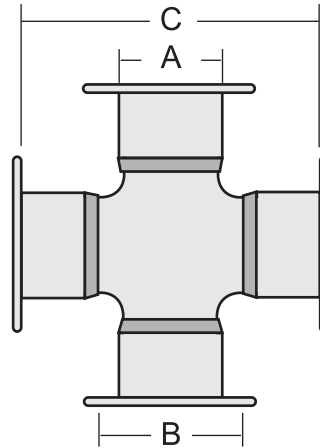
Staked-in Replacement Kits (Sorted by Bearing Diameter)



Rockford Part No.	Bearing Diameter	Snap Ring Dimensions	Lube Fitting	Reference Notes
	A	B		
430-9	0.791	1.285	C	DATSUN
430-9A	0.791	1.315	C	HONDA CR-V
430-10	0.867	1.400	C	JAGUAR, NISSAN, SUBARU, TOYOTA
430-10A	0.867	1.515	C	MAZDA
430-10B	0.867	1.725	C	MERKUR
430-11	0.947	1.900	C	DAIHATSU, MAZDA
430-11A	0.947	1.641	C	NISSAN
430-12	0.972	1.641	C	NISSAN, TOYOTA
430-12A	1.098	1.995	C	BMW, INFINITY, NISSAN

A – 1 LUBE FITTING IN CROSS -STRAIGHT
 B – 2 LUBE FITTINGS IN CROSS
 C – 1 LUBE FITTING IN BEARING
 D – 1 LUBE FITTING IN CROSS -ANGLED
 E – NO LUBE FITTING

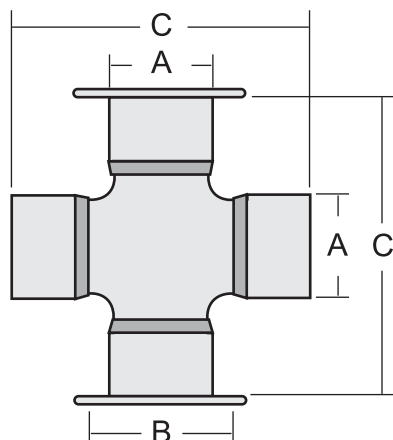
Round Bearing W/Back Plate Type Kits (Sorted by Bearing Diameter)



Rockford Part No.	Bearing Diameter A	Plate Dim. B	Inside Lock-Up C	Lube Fitting	Kit Type
K115	1.562	1.995	4.562	A	SPICER 1500
K279	1.875	2.312	5.310	A	SPICER 1600, 1610
K280	1.937	2.437	6.092	A	SPICER 1700, 1710
K407	1.937	2.437	7.000	B	SPICER 1760
K281	1.937	2.437	7.554	A	SPICER 1810
K308	2.186	2.812	8.094	A	SPICER 1880
K124	2.322	2.812	6.593	B	SPICER 1800

A- 1 LUBE FITTING IN CROSS -STRAIGHT
 B- 2 LUBE FITTINGS IN CROSS
 C- 1 LUBE FITTING IN BEARING
 D- 1 LUBE FITTING IN CROSS -ANGLED
 E- NO LUBE FITTING

Combination Round and Round w/Back Plate Type Kits Sorted by Bearing Diameter

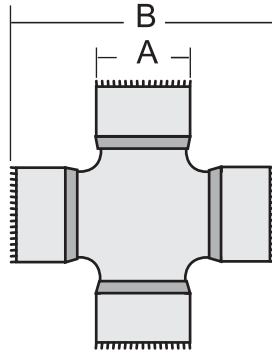


Rockford Part No.	Bearing Diameter	Plate Dim.	Lock up Dim.	Lube Fitting	Kit Type
	A	B	C		
K438	1.875	5.312	5.312	B	SPICER 1610
K674*	1.875	5.312	5.312	A	SPICER 1610
K469	1.937	6.094	6.187	B	SPICER 1710
K675*	1.937	6.094	6.187	A	SPICER 1710
K515	1.937	7.000	7.093	B	SPICER 1760
K677*	1.937	7.000	7.093	A	SPICER 1760
K510	1.937	7.547	7.640	B	SPICER 1810
K676*	1.937	7.547	7.640	A	SPICER 1810

* These kits include a strap kit.

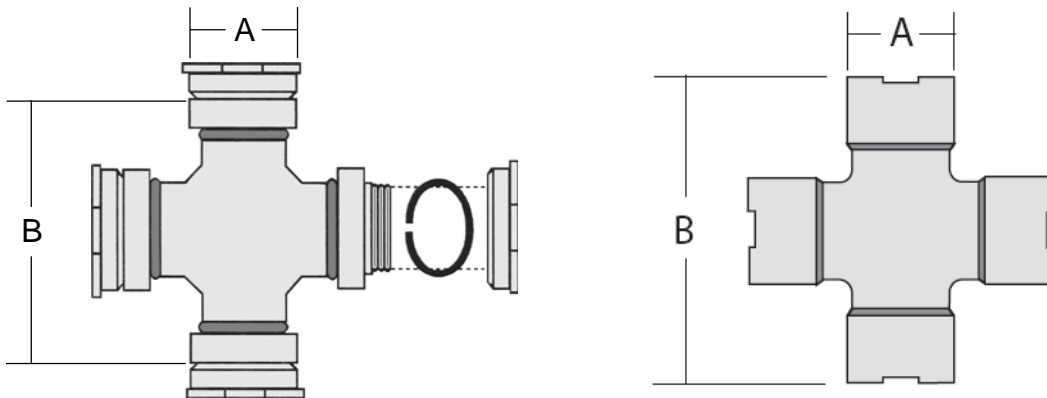
A – 1 LUBE FITTING IN CROSS -STRAIGHT
 B – 2 LUBE FITTINGS IN CROSS
 C – 1 LUBE FITTING IN BEARING
 D – 1 LUBE FITTING IN CROSS -ANGLED
 E – NO LUBE FITTING

Knurled Type Kits (Sorted by Bearing Diameter)



Rockford Part No.	Bearing Diameter	Lock-Up Dimensions	Lube Fitting	Kit Type
	A	B		
K1214	1.375	4.182	A	D56 CLEVELAND
K1210	1.375	4.966	A	U56 CLEVELAND

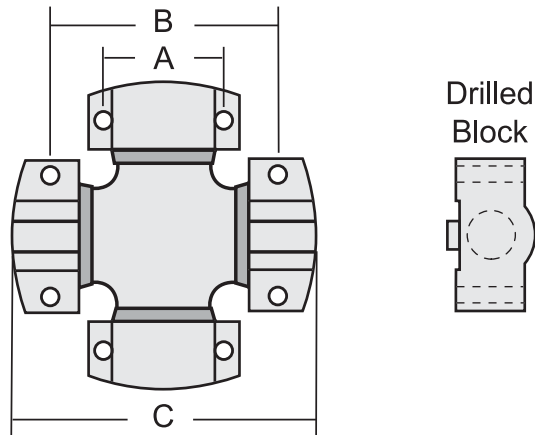
Slotted and Threaded Round Type Kits (Sorted by Bearing Diameter)



Rockford Part No.	Bearing Diameter	Lock-Up Dimensions	Lube Fitting	Bearing Type	Kit Type
	A	B			
K3031	1.125	2.943	A	THREADED	UN-MACHINED 3R
K0890	1.250	4.063	D	SLOTTED	ROCKWELL 4N

- A – 1 LUBE FITTING IN CROSS -STRAIGHT
- B – 2 LUBE FITTINGS IN CROSS
- C – 1 LUBE FITTING IN BEARING
- D – 1 LUBE FITTING IN CROSS -ANGLED
- E – NO LUBE FITTING

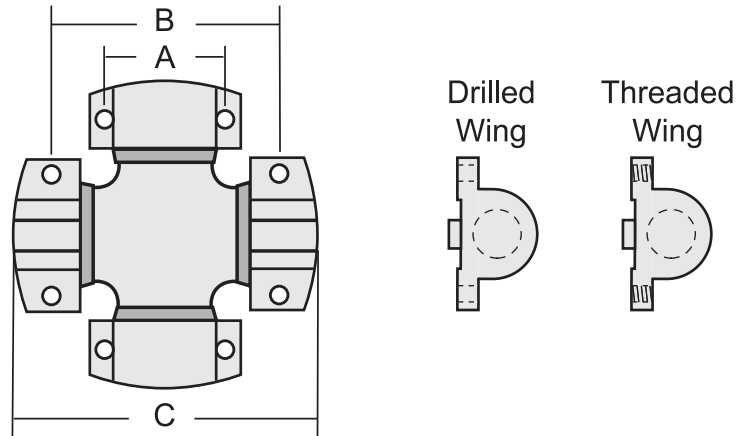
Block Bearing Type Kits (Sorted by Bearing Diameter)



Rockford Part No.	Center to Center Bearing A	Center to Center Joint B	Overall Across Joint C	Lube Fitting	Bearing Qty. & Type	Kit Type
K0967	1.440	2.340	3.810	C	4 BLOCKS (DRILLED)	MECHANICS 3C
K6106	1.687	4.500	5.527	A	4 BLOCKS (DRILLED)	MECHANICS 6C
506-10	1.687	4.500	5.527	A	2 BLOCKS (DRILLED)	MECHANICS 6C
	1.687	4.500	5.527	A	2 BLOCKS (DOUBLE KEYED)	MECHANICS 6C
506-11	1.687	4.500	5.527	D	2 BLOCKS (DRILLED)	MECHANICS 6C
	1.687	4.500	5.527	D	2 BLOCKS (DOUBLE KEYED)	MECHANICS 6C
K0486	1.930	4.100	5.700	A	4 BLOCKS (DRILLED)	SIGE
K7105	1.937	4.625	5.840	A	4 BLOCKS (DRILLED)	MECHANICS 7C
K8105	1.937	6.875	8.121	A	4 BLOCKS (DRILLED)	MECHANICS 8C
K9001	2.812	6.625	8.247	A	4 BLOCKS (DRILLED)	MECHANICS 9C
K0485	3.620	6.500	8.880	A	4 BLOCKS (DRILLED)	MECHANICS 10C

A – 1 LUBE FITTING IN CROSS -STRAIGHT
 B – 2 LUBE FITTINGS IN CROSS
 C – 1 LUBE FITTING IN BEARING
 D – 1 LUBE FITTING IN CROSS -ANGLED
 E – NO LUBE FITTING

Wing Bearing Type Kits (Sorted by Bearing Diameter)

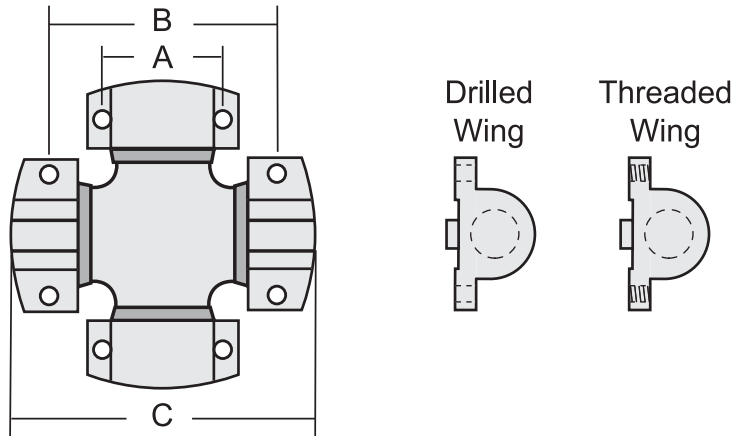


Rockford Part No.	Center to Center Bearing A	Center to Center Joint B	Overall Across Joint C	Lube Fitting	Bearing Qty. & Type	Kit Type
K0535	1.440	2.750	3.810	A	2 WINGS (DRILLED)	MECHANICS 3C
	1.440	2.750	3.810	A	2 WINGS (THREADED)	MECHANICS 3C
K4002	1.437	3.438	4.248	A	4 WINGS (THREADED)	MECHANICS 4C
K5000	1.687	3.500	4.527	A	4 WINGS (THREADED)	MECHANICS 5C
K6000	1.687	4.500	5.527	A	4 WINGS (THREADED)	MECHANICS 6C
K6108	1.687	4.500	5.527	A	2 WINGS (THREADED)	MECHANICS 6C
	1.937	4.625	5.840	A	2 WINGS (THREADED)	MECHANICS 7C
K0566	1.687	4.500	5.527	A	2 WINGS (DRILLED)	MECHANICS 6C
	1.937	4.625	5.840	A	2 WINGS (DRILLED)	MECHANICS 7C
K5801	1.937	4.250	5.311	A	4 WINGS (THREADED)	58WB ROCKWELL
K7000	1.937	4.625	5.840	A	4 WINGS (THREADED)	MECHANICS 7C
K7206	1.937	4.625	5.840	A	2 WINGS (THREADED)	MECHANICS 7C
	1.937	4.625	5.840	A	2 WINGS (DRILLED)	MECHANICS 7C
K8200	1.937	6.875	8.121	A	4 WINGS (THREADED)	MECHANICS 8C
K8208	1.937	6.875	8.121	A	4 WINGS (DRILLED)	MECHANICS 8C

A- 1 LUBE FITTING IN CROSS -STRAIGHT
 B- 2 LUBE FITTINGS IN CROSS
 C- 1 LUBE FITTING IN BEARING
 D- 1 LUBE FITTING IN CROSS -ANGLED
 E- NO LUBE FITTING

**UNIVERSAL JOINT
SPECIFICATIONS**

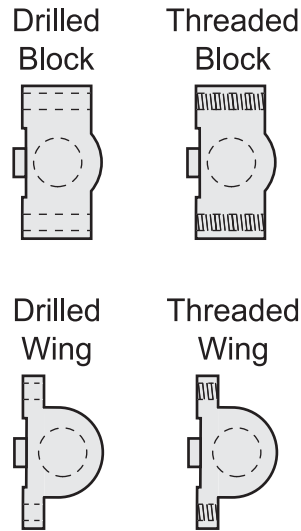
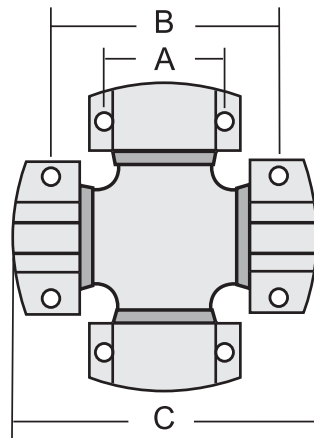
Wing Bearing Type Kits (Sorted by Bearing Diameter)



Rockford Part No.	Center to Center Bearing A	Center to Center Joint B	Overall Across Joint C	Lube Fitting	Bearing Qty. & Type	Kit Type
K8201	1.937	6.875	8.121	A	2 WINGS (THREADED)	MECHANICS 8C
	1.937	6.875	8.121	A	2 WINGS (DRILLED)	MECHANICS 8C
K9000	2.812	6.625	8.247	A	4 WINGS (THREADED)	MECHANICS 9C
K0487	3.620	6.500	8.880	A	4 WINGS (DRILLED)	MECHANICS 10C

- A- 1 LUBE FITTING IN CROSS -STRAIGHT
- B- 2 LUBE FITTINGS IN CROSS
- C- 1 LUBE FITTING IN BEARING
- D- 1 LUBE FITTING IN CROSS -ANGLED
- E- NO LUBE FITTING

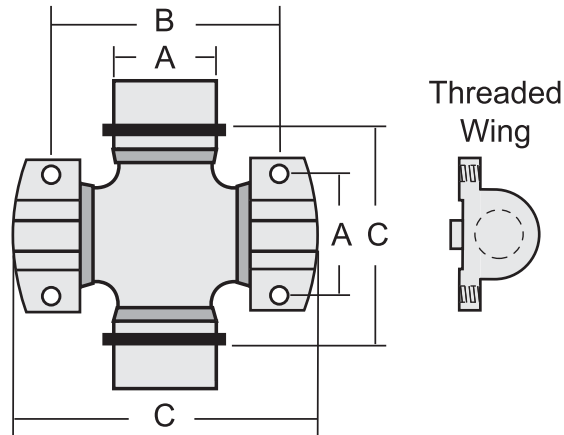
Block & Wing Combination Type Kits (Sorted by Bearing Diameter)



Rockford Part No.	Center to Center Bearing A	Center to Center Joint B	Overall Across Joint C	Lube Fitting	Bearing Qty. & Type	Kit Type
K0966	1.440	2.750	3.810	C	2 BLOCKS (DRILLED)	MECHANICS 3C
	1.440	2.750	3.810	C	2 WINGS (THREADED)	MECHANICS 3C
K5802	1.937	4.250	5.311	A	2 BLOCKS (DRILLED)	58WB ROCKWELL
	1.937	4.250	5.311	A	2 WINGS (THREADED)	58WB ROCKWELL
K6102	1.687	4.500	5.527	A	2 BLOCKS (DRILLED)	MECHANICS 6C
	1.687	4.500	5.527	A	2 WINGS (THREADED)	MECHANICS 6C
K6109	1.687	4.500	5.527	A	2 WINGS (THREADED)	MECHANICS 6C
	1.937	4.625	5.840	A	2 BLOCKS (DRILLED)	MECHANICS 7C
K7202	1.937	4.625	5.840	A	2 BLOCKS (THREADED)	MECHANICS 7C
	1.937	4.625	5.840	A	2 WINGS (DRILLED)	MECHANICS 7C
K8202	1.937	6.875	8.121	A	2 BLOCKS (DRILLED)	MECHANICS 8C
	1.937	6.875	8.121	A	2 WINGS (THREADED)	MECHANICS 8C
K0950	2.810	4.880	6.880	A	2 BLOCKS (DRILLED)	MECHANICS 8.5C
	2.810	4.880	6.880	A	2 WINGS (THREADED)	85WB ROCKWELL

- A- 1 LUBE FITTING IN CROSS -STRAIGHT
- B- 2 LUBE FITTINGS IN CROSS
- C- 1 LUBE FITTING IN BEARING
- D- 1 LUBE FITTING IN CROSS -ANGLED
- E- NO LUBE FITTING

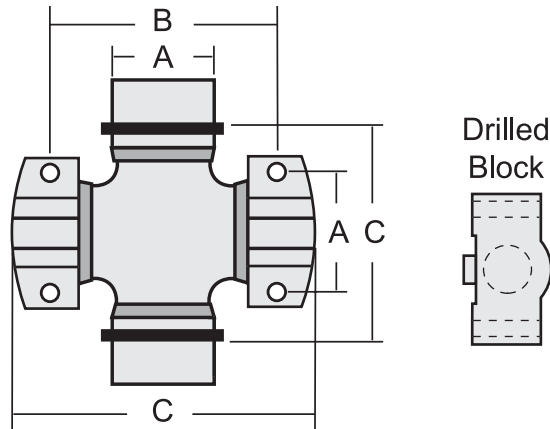
Combination Wing Bearing & Round Bearing Type Kits (Sorted by Bearing Diameter)



Rockford Part No.	Bearing Diam.	Joint Dim.	Joint Dim.	Lube Fitting	Bearing Qty. & Type	Kit Type
	A	B	C			
K2031	1.000		2.339	A	2 ROUND (W/GROOVES)	MECHANICS 2R
	1.312	2.344	3.123	A	2 WINGS (TAPPED)	MECHANICS 2C
K0546	1.125		3.244	A	2 ROUND (W/GROOVES)	MECHANICS 4R
	1.437	3.438	4.248	A	2 WINGS (DRILLED)	MECHANICS 4C
K4014	1.125		3.244	A	2 ROUND (W/GROOVES)	MECHANICS 4R
	1.437	3.438	4.248	A	2 WINGS (TAPPED)	MECHANICS 4C
K5008	1.313		3.309	A	2 ROUND (W/GROOVES)	MECHANICS 5R
	1.687	3.500	4.527	A	2 WINGS (TAPPED)	MECHANICS 5C
K0957	1.313		4.313		2 ROUND (W/GROOVES)	MECHANICS 6R
	1.687	4.500	5.527		2 WINGS (THREADED)	MECHANICS 6C

A – 1 LUBE FITTING IN CROSS -STRAIGHT
 B – 2 LUBE FITTINGS IN CROSS
 C – 1 LUBE FITTING IN BEARING
 D – 1 LUBE FITTING IN CROSS -ANGLED
 E – NO LUBE FITTING

Combination Block Bearing & Round Bearing Type Kits (Sorted by Bearing Diameter)



Rockford Part No.	Bearing Diam.	Joint Dim.	Joint Dim.	Lube Fitting	Bearing Qty. & Type	Kit Type
	A	B	C			
K0998	1.125		2.556	A	2 ROUND (W/GROOVES)	MECHANICS 3R
	1.440	2.750	3.810	A	2 BLOCKS (DRILLED)	MECHANICS 3C
K0565	1.313		4.313	A	2 ROUND (W/GROOVES)	MECHANICS 6R
	1.687	4.500	5.527	A	2 BLOCKS (DRILLED)	MECHANICS 6C
K0483	1.626		4.363	A	2 ROUND (W/GROOVES)	MECHANICS 7R
	1.937	4.625	5.840	A	2 BLOCKS (DRILLED)	MECHANICS 7C
K0931	1.625		6.613	A	2 ROUND (W/GROOVES)	MECHANICS 8R
	1.937	6.875	8.121	A	2 BLOCKS (DRILLED)	MECHANICS 8C

- A- 1 LUBE FITTING IN CROSS -STRAIGHT
- B- 2 LUBE FITTINGS IN CROSS
- C- 1 LUBE FITTING IN BEARING
- D- 1 LUBE FITTING IN CROSS -ANGLED
- E- NO LUBE FITTING

Rockford U-Joint to Specifications Lookup

Rkfd. No.	Spec. Pg.	Rkfd. No.	Spec. Pg.	Rkfd. No.	Spec. Pg.
407-11	397	K1306HD	396	K332HD	397
407-12	400	K1309	397	K350	396
430-10	402	K1309HD	397	K353	399
430-10A	402	K1312	401	K354	398, 401
430-10B	402	K1313	401	K355	398, 400
430-11	402	K134	395	K355A	398, 400
430-11A	402	K134A	395	K357	401
430-12	402	K134HD	395	K4	393
430-12A	402	K1500	393, 396, 399	K4002	407
430-9	402	K1501	396	K4014	410
430-9A	402	K1502	396	K4015	397
505-10	397	K1503	393	K407	403
506-10	406	K1504	396	K438	404
506-11	406	K1505	396	K443	393
507-10	397	K1507	396	K443-1	393
K0411	397	K1508	396	K443HD	393
K0413	393	K1509	394	K447A	394
K0450	397	K1510	397	K447AHD	394
K0451	394	K1510HD	397	K449	396
K0471	394	K1511	397	K456	396, 399
K0483	411	K1513	396	K456HD	396
K0485	406	K1514	396	K458	393
K0486	406	K1515	397	K458HD	393
K0487	408	K1516	393	K460	395
K0535	407	K153	393	K467A	393
K0545	397	K153-1	393	K469	404
K0546	410	K153HD	393	K5000	407
K0565	411	K155	394	K5008	410
K0566	407	K160	394	K510	404
K0567	397	K160A	394	K515	404
K0818	394	K160HD	394	K521A	393
K0819	394	K170	396	K527	398
K0820	394	K170-1	396	K529	399
K0840	398	K178	394	K541A	400
K0853	393	K178HD	394	K544	398, 400
K0856	393	K188	394	K544A	398, 400
K0890	405	K2011	396	K5801	407
K0898	394	K2031	410	K5802	409
K0899	394	K212	400	K6000	407
K0931	411	K2140	399	K6102	409
K0932	394	K2173	398	K6106	406
K0950	409	K242	396	K6108	407
K0957	410	K243	394	K6109	409
K0966	409	K248	399	K648	395, 401
K0967	406	K2530	400	K648A	395, 401
K0998	411	K2532	396	K674	404
K105	396	K260	396	K675	404
K111	393	K260HD	396	K676	404
K115	403	K278	393	K677	404
K1200	393, 396, 399	K279	403	K7000	407
K1200HD	393, 396, 399	K280	403	K7105	406
K1201	395, 400	K281	403	K720	400
K1201HD	395, 400	K297	397	K7202	409
K1203	393, 396, 399	K297-1	397	K7206	407
K1203-1	393, 396, 399	K297HD	397	K720A	400
K1203HD	393, 396, 399	K3011	397	K721	401
K1204	395, 401	K3022	398, 400	K8105	406
K1204HD	395, 401	K3031	405	K8200	407
K1205	394, 397, 401	K3050	395	K8201	408
K1206	394, 397, 401	K308	403	K8202	409
K1210	405	K3147	397	K8208	407
K1214	405	K3147-1	397	K9000	408
K124	403	K3147A	397	K9001	406
K129	394	K3147HD	397	K92	396
K1300	397	K3162	401		
K1301	397	K3163	398		
K1306	396	K332	397		
K1306-1	396				

ROCKFORD Drive Line interchange list

Mfg. No.	Rkfd. No.	Mfg. No.	Rkfd. No.	Mfg. No.	Rkfd. No.	Mfg. No.	Rkfd. No.
GMB		GMB (cont.)		GMB (cont.)		L&S (New Alloy) (cont.)	
210-0105	K105	215-1204	K1204HD	230-8202	K8202	1051	K1505
210-0134	K134	215-1306	K1306HD	230-9000	K9000	1052	K1501
210-0153	K153	215-1309	K1309HD	230-9001	K9001	1052	K1504
210-0160	K160	215-1309	K1312	240-0231	K212	1057	K1503
210-0170	K170	215-3105	K3147HD	240-0231	K541A	1058	K1508
210-0178	K178	220-0006	K1507	240-0353	K353	1061	K105
210-0213	K521A	220-0007	K1504	240-0354	K354	1067	K2173
210-0248	K248	220-0009	K1513	240-0355	K355	1067	K242
210-0260	K260	220-0010	K1514	240-0356	K3022	1070	K170
210-0278	K278	220-0011	K1500	240-0356	K544	1071	K2011
210-0297	K297	220-0012	K1508	240-0358	K460	1077	K2532
210-0332	K332	220-0013	K1502	240-0369	K527	1078	K178
210-0350	K350	220-0014	K1509	250-0600	K92	1079	K2530
210-0443	K443	22-00017	K1510	250-1200	K242	1085	K212
210-0456	K456	220-0020	K1511	250-1400	K129	1085	K3011
210-0458	K458	220-0027	K1501	250-3500	K243	1103	K1306-1
210-1200	K1200	220-0029	K1505	260-0105	K27018	1137	K1205
210-1201	K1201	220-0052	K1515	260-0121	K29428	1154	K278
210-1203	K1203	220-0081	K1503	260-0178	K39418	1178	403-0
210-1204	K1204	220-0088	K1516	260-0266	K27038	1179	403-01
210-1205	K1205	220-0500	K111	260-1100	403-0A	1180	403-02
210-1206	K1206	220-1100	K4	260-1200	403-0	1740	K1301
210-1210	K1210	230-0115	K115	260-1204	K29458	1741	K458
210-1214	K1214	230-0124	K124	260-1300	403-01A	1750	K160
210-1300	K1300	230-0155	K155	260-1400	403-01	1751	K188
210-1301	K1301	230-0165	K165	260-1500	403-02A	1752	K165
210-1306	K1306	230-0188	K188	260-1600	403-02	1757	K115
210-1309	K1309	230-0279	K279	260-4105	K27028	1763	K1206
210-2011	K2011	230-0280	K280			1777	K92
210-2031	K2031	230-0281	K281	L&S (New Alloy)		1802	K280
210-2140	K2140	230-0308	K308	1004	K153	1804	K124
210-2173	K2173	230-0407	K407	1006	K350	1805	K155
210-2500	K2532	230-4002	K4002	1007	K332	1808	K407
210-2530	K2530	230-4014	K4014	1008	K1513	1810	K281
210-3105	K3011	230-5008	K5008	1010	K1200	1822	K6102
210-3105	K3147	230-5801	K5801	1012	K1201	1826	K6106
211-1306	K1306-1	230-5802	K5802	1012	K1203	1826	K6108
215-0134	K134HD	230-6000	K6000	1013	K1204	1841	K7000
215-0153	K153HD	230-6102	K6102	1014	K3147	1843	K7105
215-0160	K160HD	230-6106	K6106	1016	K1516	1843	K7202
215-0178	K178HD	230-6108	K6108	1019	K1306	1850	K8105
215-0260	K260HD	230-6109	K6109	1020	K1309	1866	K9001
215-0297	K297HD	230-7000	K7000	1021	K4	1876	K6000
215-0443	K443HD	230-7105	K7105	1027	K111	1878	K5801
215-0456	K456HD	230-7202	K7202	1027	K1515	40179	R2-21-1179
215-0458	K458HD	230-7206	K7206	1029	K1507	40180	R2-21-1342
215-1200	K1200HD	230-8105	K8105	1034	K134	40782	R2-21-1355
215-1201	K1201HD	230-8200	K8200	1041	K248	41004	K153HD
215-1203	K1203HD	230-8201	K8201	1050	K1500	41008	K1514

ROCKFORD Drive Line interchange list

Mfg. No.	Rkfd. No.	Mfg. No.	Rkfd. No.	Mfg. No.	Rkfd. No.	Mfg. No.	Rkfd. No.
L&S (New Alloy) (cont.)		Motor Master (cont.)		Motor Master (cont.)		Motor Master (cont.)	
41010	K1200HD	2225-B	K111	3140-E	K1313	4025-A	K5000
41012	K1201HD	2225-D	K111	3190-A	K357	4025-D	K5008
41012	K1203HD	2225-E	K443	3200-A	K153	4025-H	505-10
41013	K1204HD	2225-E	K458	3200-ACC	K467A	4225-A	K115
41014	K3147HD	2225-ELB	K443-1	3200-AHP	K153HD	4265-A	K155
41018	K1511	2225-W	K248	3200-AHP	K529	4265-UBK-2	K39428
41019	K1306HD	2226-A	K105	3200-ALB	K153-1	4300-A	K1301
41020	K1309HD	2275-B	K4	3200-D	K260	4465-A	K1210
41034	K134HD	2375-D	K1300	3200-DLB	K260HD	4575-B	K5801
41048	K260	2387-BCK-2	K27038	3200-E	K350	4575-C	K5802
41048	K260HD	2387-E	K1306	3200-F	K278	5025-A	K6000
41053	K1502	2387-EA	K1306-1	3200-UBK-2	K29428	5025-B	K6106
41060	K1509	2387-EHP	K1306HD	3210-A	K297	5025-BAC	506-10
41078	K178HD	2525-A	K242	3210-ALB	K297HD	5025-J	K6102
41153	K353	2537-A	K129	3237-ACC	K521A	5025-K	K6109
41154	K279	2593-A	K243	3240-A	K178	5025-M	K6108
41741	K443	2800-A	K1500	3240-ACC	K447A	5050-A	K7000
41741	K443HD	2800-B	K1514	3240-AHP	K178HD	5050-CA	K7202
41741	K458HD	2825-A	K1501	3240-BCK-2	K37028	5050-DA	K7105
41742	K456	2825-B	K1502	3275-ACC	K134A	5050-F	K7206
41742	K456HD	2825-C	K1503	3275-ACC	K544	5050-K	507-10
41746	K460	2825-D	K1504	3275-ACC	K544A	5200-AG	K279
41750	K160HD	2852-A	K1513	3275-AE	K134	5218-A	K165
41761	K297	2872-A	K1515	3275-BCC	K720A	5278-AG	K280
41761	K297HD	2875-A	K1516	3287-A	K188	6228-AG	K124
41780	K129	2875-BAL	K721	3287-C	K332	6269-A	K407
41781	K243	2875-BL	K1510	3287-CLB	K332HD	7075-A	K8200
51042	K541A	2887-A	K1505	3290-A	K160	7075-B	K8105
51699	K1510	2887-B	K1508	3290-AHP	K160HD	7075-F	K8201
51699	K3022	2887-C	K1509	3290-UBK-2	K39418	7075-G	K8202
51699	K544A	2887-D	K1507	3331-A	K1309	7075-H	K9000
4996S	K29428	3031-B	K3011	3331-AHP	K1309HD	7075-HB	K9001
5821S	K27038	3031-B	K3147	3400-A	K1200	7075-J	K8208
6013S	K29458	3031-BCK-2	K27028	3400-AHP	K1200HD	7225-AG	K281
6025S	K27018	3031-BHP	K3147HD	3400-B	K1201	7244-DA	K308
6026S	K27028	3031-BLB	K3147-1	3400-BHP	K1201HD	CVK-1	403-0A
		3031-VCC	K541A	3437-A	K1205	CVK-2A	403-0
		3100-A	K353	3437-C	K1204	CVK-3	403-01A
Motor Master		3130-A	K3022	3437-CHP	K1204HD	CVK-4	403-01
1587-A	K92	3131-A	K354	3437-D	K1203	CVK-5	403-02A
2060-C	K2031	3133-A	K3163	3437-DHP	K1203HD	CVK-6	403-02
2060-D	K2011	3133-B	K1312	3437-DLB	K1203-1	MR-65A	K1405
2060-V	K2532	3133-C	K527	3437-UBK-2	K29458	MR-67A	K1407
2060-VF	K2530	3137-B	K355	3493-A	K1206	SCV-42	R2-21-1342
2060-W	K2140	3137-BCC	K355A	3493-B	K1214	SCV-76	405-0
2060-WF	K2173	3137-C	K212	3834-A	K1511	SCV-79	R2-21-1179
2119-A	K443HD	3140-B	K460	4000-A	K4002	SCV-82	R2-21-1355
2119-A	K456	3140-C	K648	4000-B	K4015	SCV-82A	404-0
2119-BCK-2	K27018	3140-D	K3162	4000-J	K4014	SCV-90	R2-21-1229
2207-A	K170						

ROCKFORD Drive Line interchange list

Mfg. No.	Rkfd. No.	Mfg. No.	Rkfd. No.	Mfg. No.	Rkfd. No.	Mfg. No.	Rkfd. No.
Neapco		Neapco (cont.)		Neapco (cont.)		Neapco (cont.)	
1-0005	K4	1-5800	K2532	3-0332	K332	N914155-1906W	8302C
1-0012	K1508	1-5900	K1200	3-3130	K3022	N914155-2217W	8304C
1-0013	K1502	1-5900BF	K1200HD	3-3131	K354	N914156-0724W	8400C
1-0014	K1509	1-6300	K1306-1	3-3133	K3163	N914156-1324W	8401C
1-0023	K27038	1-6301	K1306	3-3140	K460	N914156-1324W	8402C
1-0024	K27018	1-6301BF	K1306HD	3-4138	K4002	N914779-1419W	8300C
1-0025	K27028	2-0020	K1511	3-4152	K4014		
1-0027	K1501	2-0053	K178	3-5132	K5008	Precision	
1-0028	K1500	2-0053BF	K178HD	3-6700	K1214	215R	K1405
1-0029	K1505	2-0054	K160	3-6800	K1210	217R	K1407
1-0049	K449	2-0355	K355	3898646	8503C	232	K178HD
1-0089	K29428	2-0383	K1515	4-0165	K165	235	K3147HD
1-0099	K39418	2-0456	K456	4-0279	K279	240	K443HD
1-0105	K105	2-0456BF	K456HD	4-5122	K5000	246	K1306HD
1-0109	K39428	2-0527	K527	4-5801	K5801	248	K1309HD
1-0134	K134	2-1153	K3162	4-5802	K5802	250	K1200HD
1-0134BF	K134HD	2-1175	K1309	4-6114	K6102	253	K134HD
1-0153	K153	2-1175BF	K1309HD	4-6128	K6106	255	K1201HD
1-0153BF	K153HD	2-1400	K1300	4-6143	K6000	265	K1204HD
1-0154	K153-1	2-1569	K212	4-6162	K6108	270	K1203HD
1-0170	K170	2-2275	K243	4-6163	K6109	280	K153HD
1-0174	K260	2-2518	K2530	5-0280	K280	304	K1301
1-0174BF	K260HD	2-3010	K3147-1	5-7126	K7105	305	K1300
1-0189	K29458	2-3011	K3147	5-7205	K7000	315G	K1306
1-0248	K248	2-3011BF	K3147HD	5-7207	K7202	316	K1309
1-0278	K278	2-3049	K1312	6-0124	K124	317	K1306-1
1-0297	K297	2-3050	K3050	6-0281	K281	318-10	K27038
1-0297BF	K297HD	2-3100	K353	6-0407	K407	319	K353
1-0300	K111	2-3111	K3011	6-8113	K8105	329-10	K29428
1-0350	K350	2-3190	K357	6-8205	K8200	330	K160
1-0443	K443	2-3500	K2031	6-8207	K8202	330-10	K39418
1-0443BF	K443HD	2-4800	K1203	6-8208	K8208	331	K178
1-0458	K458	2-4800BF	K1203-1	6-9014	K9000	331-10	K37028
1-0458BF	K458HD	2-4801	K1203HD	6-9016	K9001	332	K115
1-1275	K242	2-4900	K1204	7-0041	R2-21-0841	333	K279
1-1475	K92	2-4900BF	K1204HD	7-0042	R2-21-1342	334	K280
1-1516	K1516	2-5374	K529	7-0079	R2-21-1179	335	K124
1-1557	K1503	2-6200	K1205	7-0081	404-0	338	K170
1-1604	K1514	2-6600	K1206	7-0082	R2-21-1355	341	K111
1-1606	K1504	2-9201	403-0A	N2-26-367	R2-26-497	344	K4
1-1608	K1513	2-9203	403-01A	N2-26-457	R2-26-457	347	K527
1-1610	K1507	2-9205	403-02A	N2-26-527	R2-26-527	348	K460
1-1612	K1510	2-9302	403-0	N2-83-388X	R2-21-1229	351	K188
1-2075	K129	2-9303	403-01	N2-83-489X	R2-21-1489	353	K134
1-2173	K2173	2-9305	403-02	N3R-26-057	R3R-26-057	354	K1203
1-3600	K2011	3-0055	K115	N3R-83-482	R3R-21-482	355	K212
1-3650	K2140	3-0056	K1301	N912170-1511W	8409C	358	K155
1-4635	K1201	3-0155	K155	N912170-1803W	8403C	358-10	K39428
1-4635BF	K1201HD	3-0188	K188	N914155-1522W	8301C	359	K165

ROCKFORD Drive Line interchange list

Mfg. No.	Rkfd. No.	Mfg. No.	Rkfd. No.	Mfg. No.	Rkfd. No.	Mfg. No.	Rkfd. No.
Rockford (Old #) Cont.		Spicer (cont.)		Spicer (cont.)		Spicer (cont.)	
407-11	K1510	5-332X	K332	5-1507X	K1507	211010X	403-01A
407-12	K2532	5-350X	K350	5-1508X	K1508	211011X	403-01
407-13	K721	5-353X	K353	5-1509X	K1509	211012X	403-02A
408	R2-21-1342	5-354X	K354	5-1510X	K1510	211013X	403-02
409	R3-21-2019	5-355X	K355	5-1511X	K1511	211129X	R2-21-1229
430-13	K1504	5-357X	K357	5-1513X	K1513	211179X	R2-21-1179
485	R2-26-497	5-407X	K407	5-1514X	K1514	211342X	R2-21-1342
486	R25-26-486	5-443X	K443	5-1515X	K1515	211355X	R2-21-1355
489	R2-26-457	5-449X	K449	5-1516X	K1516	211489X	R2-21-1489
488	R2-26-527	5-456X	K456	5-2011X	K2011	211543X	R2-21-1543
492	R3R-26-057	5-458X	K458	5-2031X	K2031	211544X	R2-21-1544
502	R25-26-486	5-460X	K460	5-2140X	K2140	211631X	R2-21-1631
		5-467X	K153HD	5-2173X	K2173	211868X	R2-21-1868
Spicer		5-521X	K521A	5-2530X	K2530	211996X	R2-21-1996
2-70-18X	K27018	5-527X	K527	5-2532X	K2532	212019	R3-21-2019
2-70-28X	K27028	5-529X	K529	5-3011X	K3011	2-26-457	R2-26-457
2-70-38X	K27038	5-541X	K541A	5-3022X	K3022	2-26-497	R2-26-497
2-94-28X	K29428	5-544U	K544A	5-3031X	K3031	2-26-527	R2-26-527
2-94-58X	K29458	5-544X	K544	5-3147-1X	K3147-1	3-26-757	R3-26-757
3-70-28X	K37028	5-648X	K648	5-3147HP	K3147HD		
3-94-18X	K39418	5-720X	K720A	5-3147X	K3147		
3-94-28X	K39428	5-721X	K721	5-3162X	K3162		
5-4X	K4	5-1200HP	K1200HD	5-3163X	K3163		
5-92X	K92	5-1200X	K1200	5-4002X	K4002		
5-102X	K111	5-1201X	K1201	5-4014X	K4014		
5-105X	K105	5-1203-1X	K1203-1	5-4015X	K4015		
5-111X	K111	5-1203HP	K1203HD	5-5008X	K5008		
5-115X	K115	5-1203X	K1203	5-5000X	K5000		
5-124X	K124	5-1204X	K1204	5-5801X	K5801		
5-129X	K129	5-1205X	K1205	5-5802X	K5802		
5-134X	K134	5-1206X	K1206	5-6000X	K6000		
5-153X	K153	5-1210X	K1210	5-6102X	K6102		
5-155X	K155	5-1214X	K1214	5-6106X	K6106		
5-160X	K160	5-1300X	K1300	5-6108X	K6108		
5-165X	K165	5-1301X	K1301	5-6109X	K6109		
5-170X	K170	5-1306-1X	K1306-1	5-7000X	K7000		
5-178X	K178	5-1306HP	K1306HD	5-7105X	K7105		
5-188X	K188	5-1306X	K1306	5-7202X	K7202		
5-212X	K212	5-1309X	K1309	5-7206X	K7206		
5-242X	K242	5-1312X	K1312	5-8105X	K8105		
5-243X	K243	5-1313X	K1313	5-8200X	K8200		
5-248X	K248	5-1405X	K1405	5-8201X	K8201		
5-260X	K260	5-1407X	K1407	5-8202X	K8202		
5-278X	K278	5-1500X	K1500	5-8208X	K8208		
5-279X	K279	5-1501X	K1501	5-9000X	K9000		
5-280X	K280	5-1502X	K1502	5-9001X	K9001		
5-281X	K281	5-1503X	K1503	210841X	R2-21-0841		
5-297X	K297	5-1504X	K1504	211007X	403-0A		
3-308X	K308	5-1505X	K1505	211009X	403-0		

Notes:

Notes:

Notes:

Notes:

Millimeter / Decimal Equivalents

Millimeters	Decimal
.397	.0156
.794	.0313
1.0	.0394
1.901	.0469
1.588	.0625
1.984	.0781
2.0	.0787
2.381	.0938
2.778	.1094
3.0	.1181
3.175	.1250
3.572	.1406
3.969	.1563
4.0	.1575
4.366	.1719
4.763	.1875
5.0	.1969
5.159	.2031
5.556	.2188
5.953	.2344
6.0	.2362
6.350	.2500
6.747	.2656
7.0	.2756
7.144	.2813
7.541	.2969
7.938	.3125
8.0	.3150
8.334	.3281
8.731	.3438
9.0	.3543
9.128	.3594
9.525	.3750
9.922	.3906
10.0	.3937
10.319	.4063
10.716	.4219
11.0	.4331
11.113	.4375
11.509	.4513
11.906	.4688
12.0	.4724
12.303	.4844
12.700	.5000
13.0	.5118

Millimeters	Decimal
13.097	.5156
13.494	.5313
13.891	.5469
14.0	.5512
14.288	.5625
14.684	.5781
15.0	.5906
15.081	.5938
15.478	.6094
15.875	.6250
16.0	.6299
16.272	.6406
16.669	.6563
17.0	.6693
17.066	.6719
17.463	.6875
17.859	.7031
18.0	.7087
18.256	.7188
18.653	.7344
19.0	.7480
19.050	.7500
19.447	.7656
19.844	.7813
20.0	.7874
20.241	.7969
20.638	.8125
21.0	.8268
21.034	.8281
21.431	.8438
21.828	.8594
22.0	.8661
22.225	.8750
22.622	.8906
23.0	.9055
23.019	.9063
23.416	.9219
23.813	.9375
24.0	.9449
24.209	.9531
24.606	.9688
25.0	.9843
25.003	.9844
25.4	1.0000

Provided by ROCKFORD Drive Line